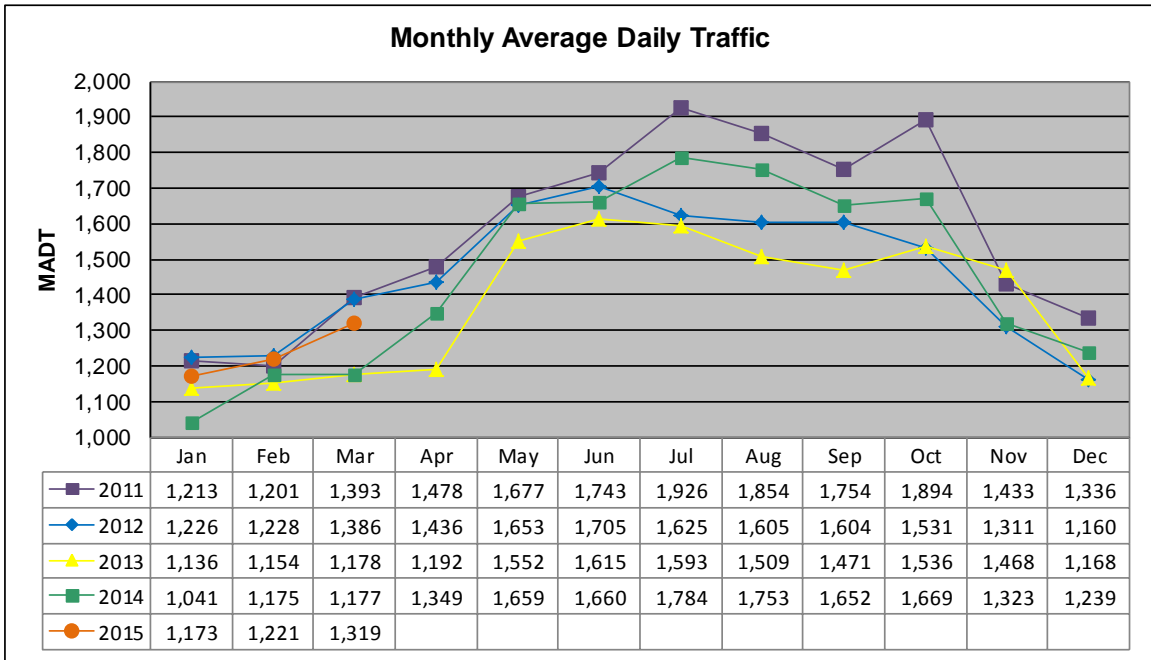


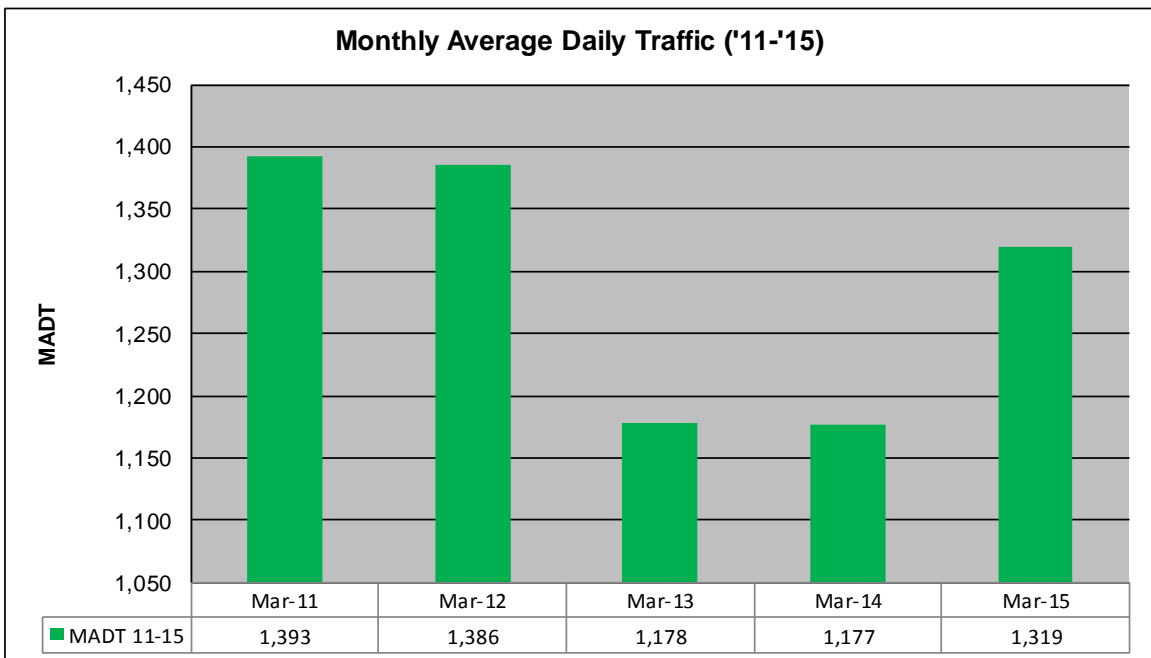
MONTHLY REPORT, STATION NO. 199 (ATR)

MARCH 2015

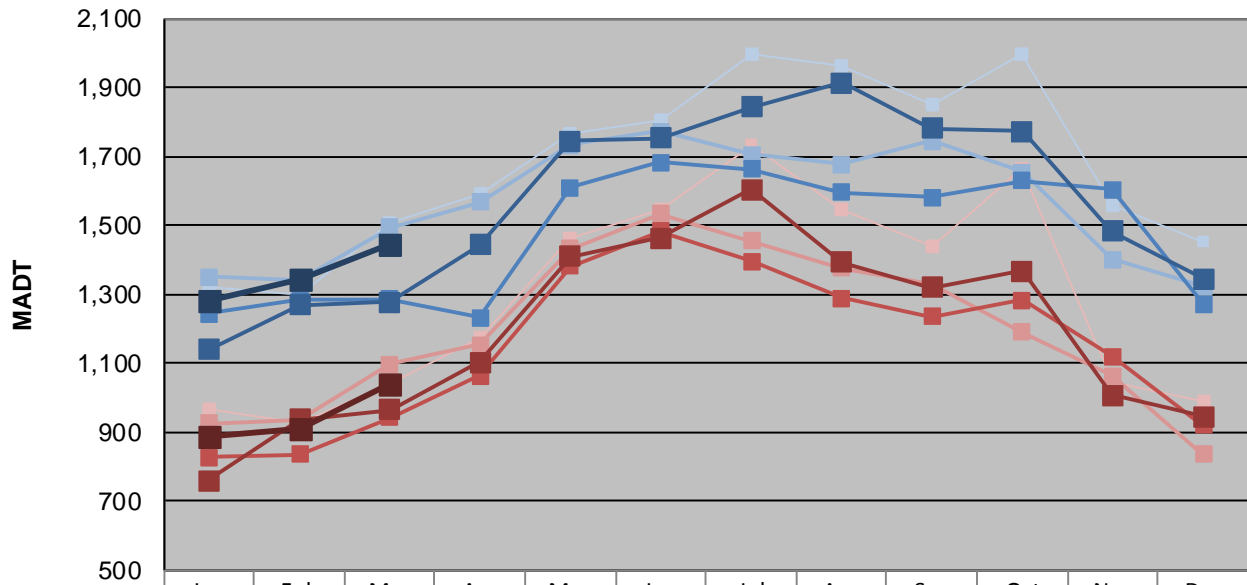
Station Measurement: VOLUME/SPEED/CLASS		
Route: TH 75	Route Direction: N/S	Lanes: 2
County: Pipestone		Closest City: Pipestone
Functional Class: Rural Minor Arterial		
Location: .5 MI S OF CSAH7 (151ST ST), N OF PIPESTONE		
Ref Post: 040+00.540	True Mile: 39.447	Sequence No. 6745
Volume: 40,893		MADT: 1,319
Weekday (M-F) MADT: 1,444		Weekend (Sa-Su) MADT: 1,042



Note: Increase in traffic October 2010 and October 2011 due to hunting openers



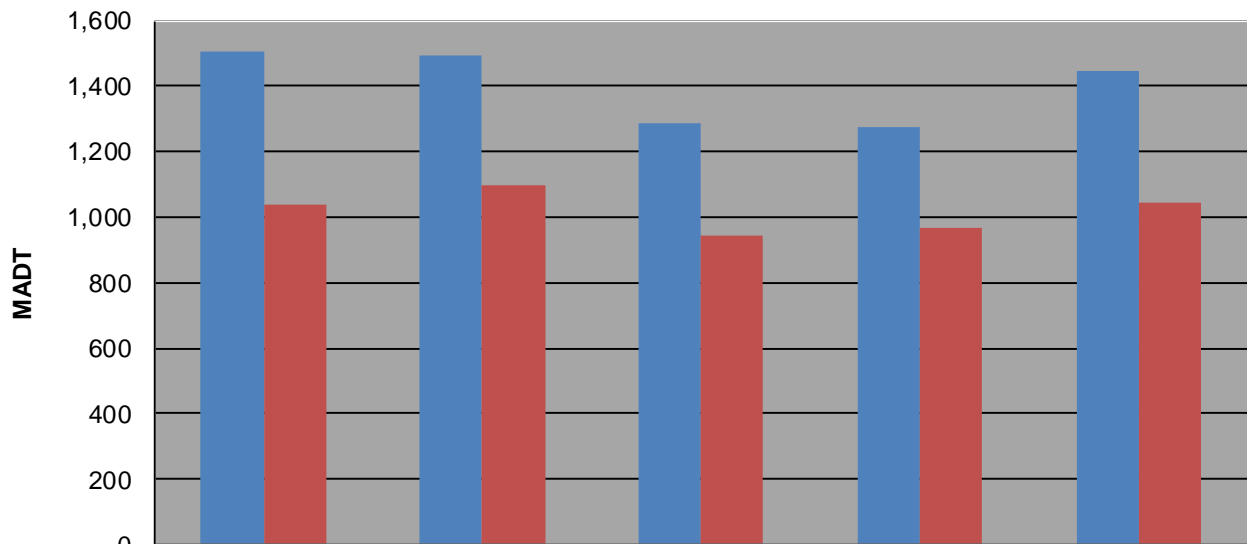
Weekday (WD)/Weekend (WE) Monthly Average Daily Traffic



	Jan	Feb	Mar	Apr	May	Jun	Jul	Aug	Sep	Oct	Nov	Dec
'11 WD	1,318	1,298	1,504	1,592	1,768	1,806	1,994	1,960	1,850	1,996	1,560	1,452
'11 WE	964	928	1,040	1,172	1,464	1,546	1,734	1,548	1,438	1,664	1,046	990
'12 WD	1,350	1,340	1,494	1,566	1,732	1,772	1,706	1,678	1,744	1,654	1,402	1,322
'12 WE	926	936	1,096	1,152	1,432	1,534	1,454	1,376	1,328	1,190	1,062	834
'13 WD	1,244	1,282	1,286	1,232	1,608	1,682	1,664	1,594	1,582	1,628	1,604	1,272
'13 WE	826	836	942	1,062	1,382	1,482	1,396	1,288	1,234	1,282	1,120	920
'14 WD	1,138	1,270	1,276	1,444	1,744	1,752	1,844	1,912	1,782	1,772	1,482	1,346
'14 WE	758	936	966	1,104	1,410	1,464	1,604	1,392	1,320	1,366	1,006	944
'15 WD	1,284	1,346	1,444									
'15 WE	890	910	1,042									

Note: 'Weekday' defined as Monday-Friday, 'Weekend' defined as Saturday-Sunday

Weekday/Weekend Monthly Average Daily Traffic ('11-'15)



	Mar-11	Mar-12	Mar-13	Mar-14	Mar-15
Weekday	1,504	1,494	1,286	1,276	1,444
Weekend	1,040	1,096	942	966	1,042