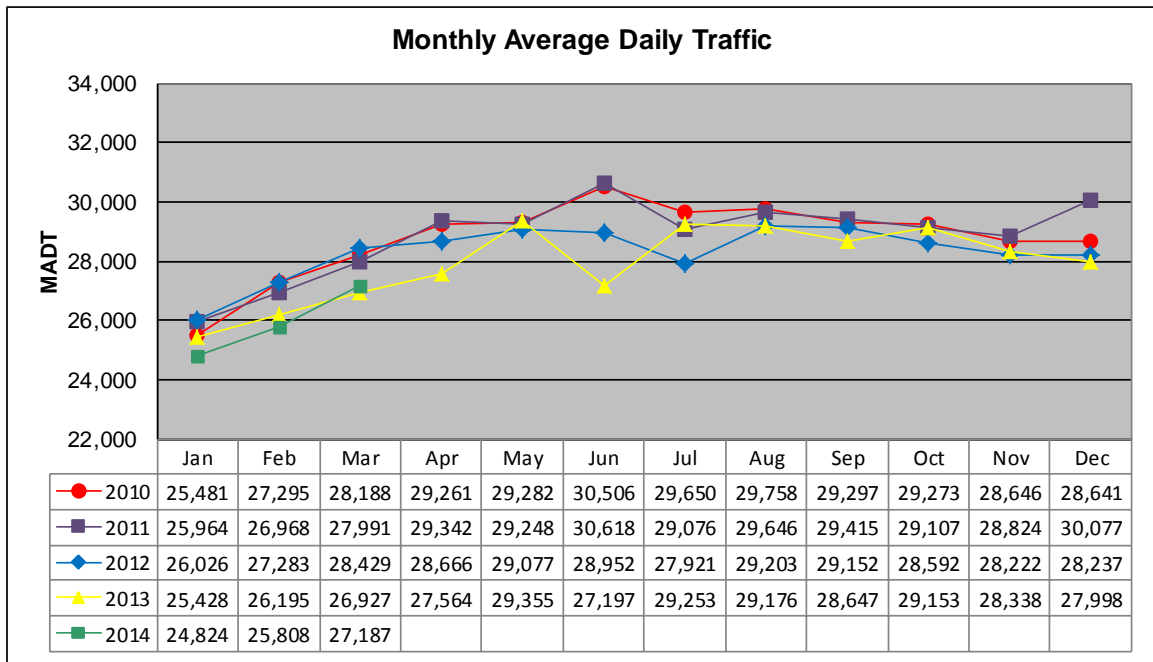


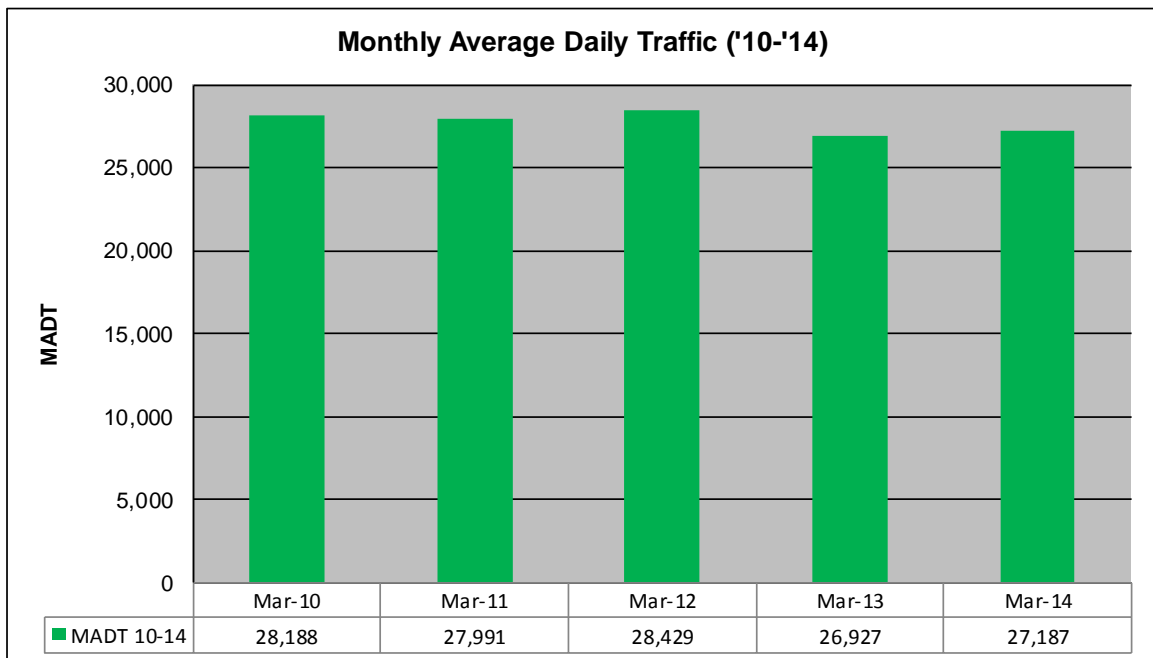
MONTHLY REPORT, STATION NO. 420 (ATR)

MARCH 2014

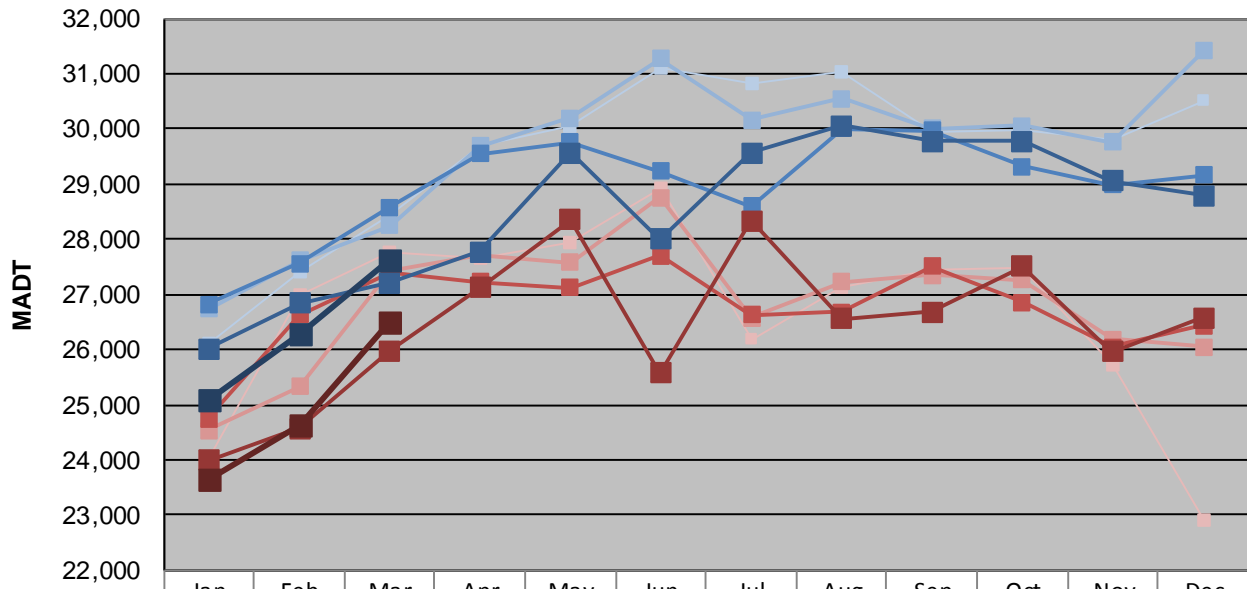
Station Measurement: VOLUME		
Route: CSAH 42	Route Direction: E/W	Lanes: 6
County: Dakota		Closest City: Burnsville
Functional Class: Urban Other Principal Arterial		
Location: W OF MSAS101 (PORTLAND AVE) IN BURNSVILLE		
Ref Post: 003+00.070	True Mile: 3.07	Sequence No. 9892
Volume: 842,792		MADT: 27,187
Weekday (M-F) MADT: 27,614		Weekend (Sa-Su) MADT: 26,482



Note: Decrease in traffic June 2013 due to construction on CSAH 42



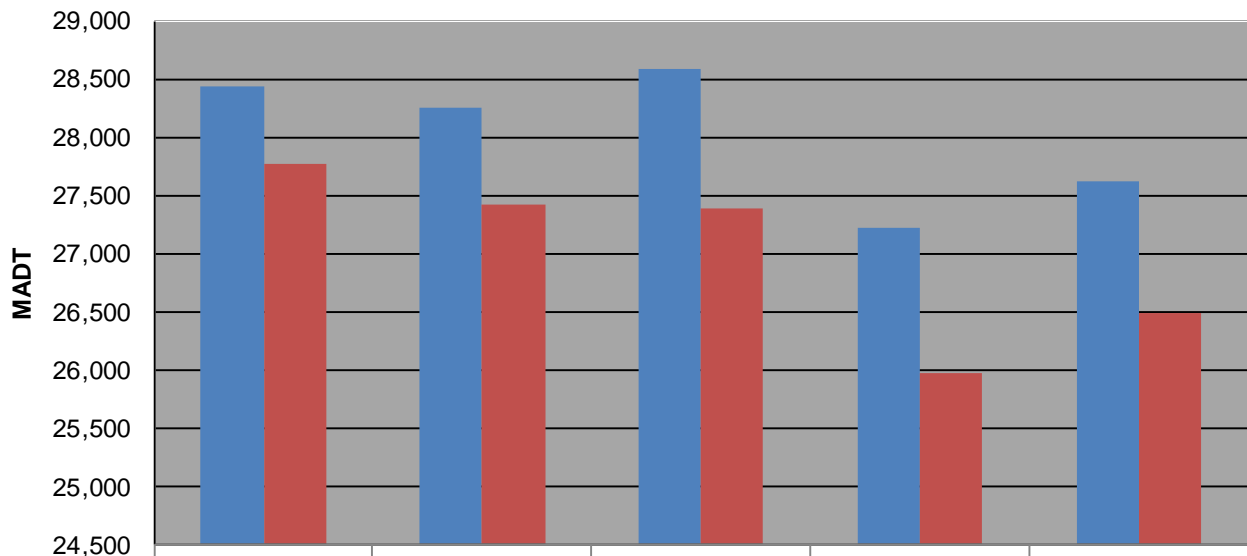
Weekday (WD)/Weekend (WE) Monthly Average Daily Traffic



	Jan	Feb	Mar	Apr	May	Jun	Jul	Aug	Sep	Oct	Nov	Dec
'10 WD	26,124	27,414	28,430	29,692	30,040	31,108	30,820	31,024	29,960	29,962	29,796	30,520
'10 WE	24,030	26,996	27,776	27,670	27,944	28,910	26,188	27,126	27,452	27,496	25,714	22,912
'11 WD	26,726	27,612	28,254	29,686	30,192	31,266	30,158	30,552	30,004	30,064	29,754	31,406
'11 WE	24,542	25,332	27,416	27,720	27,582	28,756	26,570	27,232	27,348	27,266	26,192	26,050
'12 WD	26,820	27,566	28,584	29,556	29,766	29,226	28,592	30,000	29,972	29,322	28,982	29,164
'12 WE	24,748	26,622	27,384	27,224	27,122	27,698	26,630	26,674	27,514	26,860	26,044	26,428
'13 WD	26,008	26,842	27,214	27,774	29,574	28,008	29,558	30,054	29,778	29,786	29,054	28,784
'13 WE	23,990	24,578	25,974	27,118	28,348	25,576	28,342	26,558	26,676	27,508	25,968	26,582
'14 WD	25,074	26,278	27,614									
'14 WE	23,650	24,634	26,482									

Note: 'Weekday' defined as Monday-Friday, 'Weekend' defined as Saturday-Sunday

Weekday/Weekend Monthly Average Daily Traffic ('10-'14)



	Mar-10	Mar-11	Mar-12	Mar-13	Mar-14
Weekday	28,430	28,254	28,584	27,214	27,614
Weekend	27,776	27,416	27,384	25,974	26,482