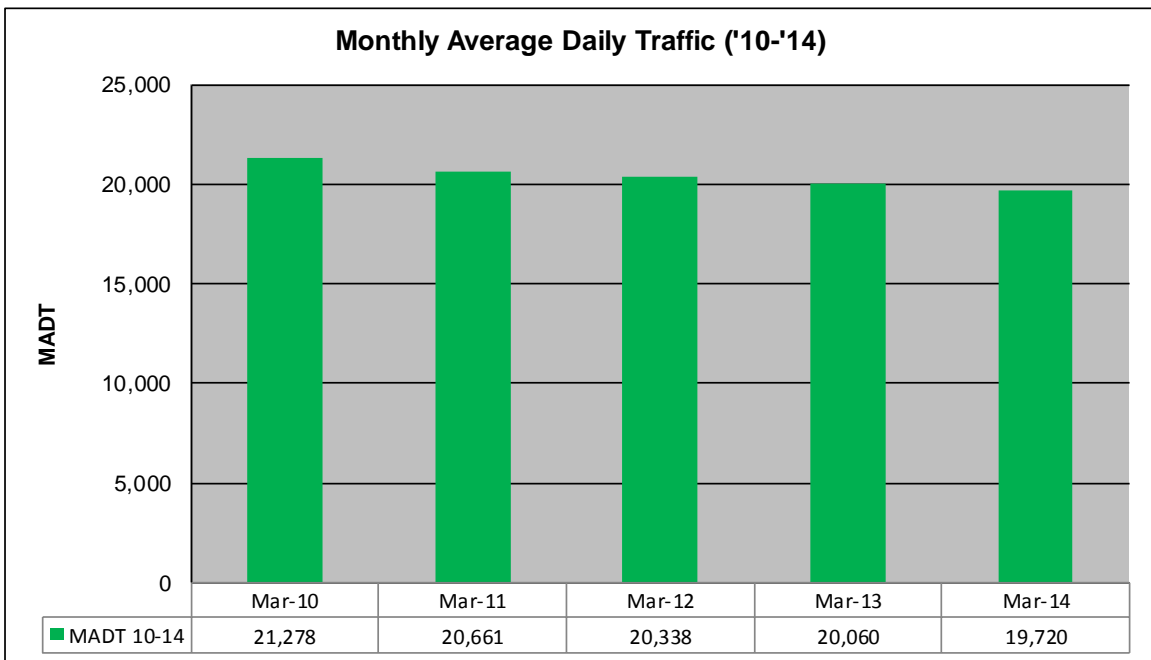
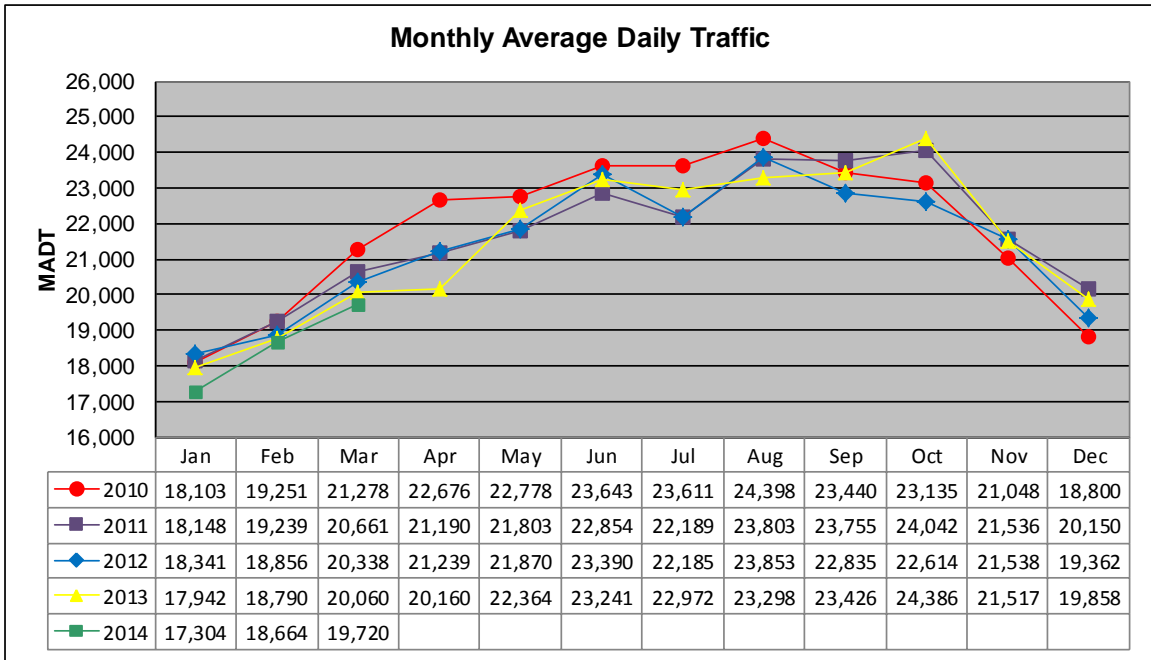


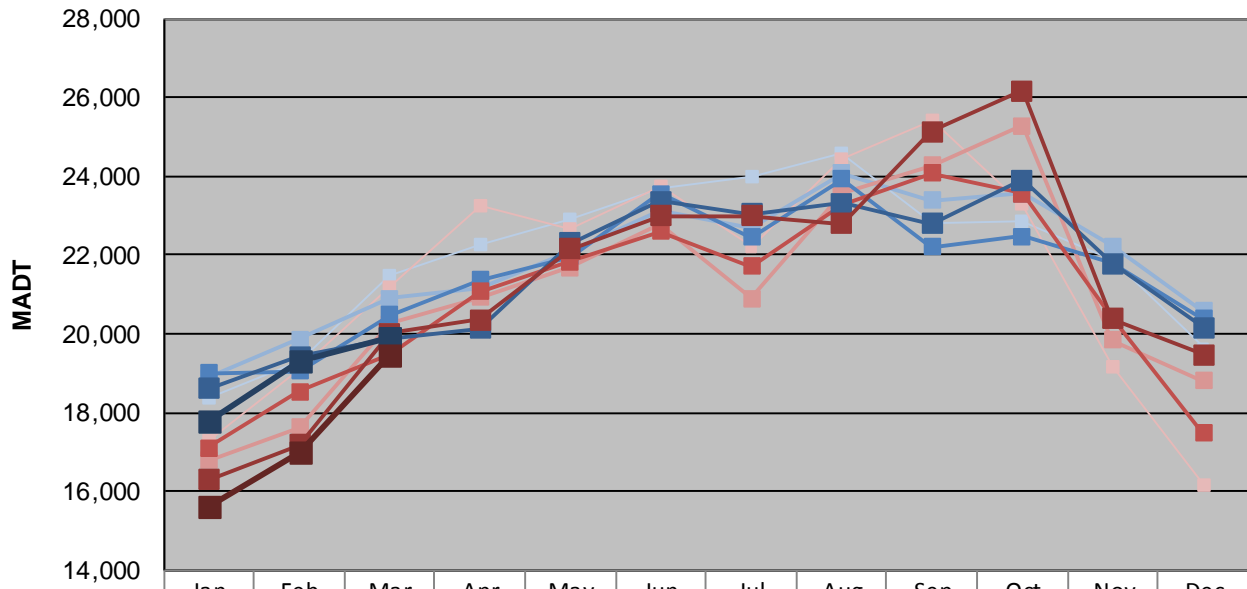
MONTHLY REPORT, STATION NO. 353 (ATR)

MARCH 2014

Station Measurement: VOLUME/SPEED/CLASS		
Route: TH 169	Route Direction: N/S	Lanes: 4
County: Scott	Closest City: Jordan	
Functional Class: Rural Principal Arterial - Other		
Location: W OF CR59 (DELAWARE AVE), W OF JORDAN		
Ref Post: 096+00.670	True Mile: 96.198	Sequence No. 6788
Volume: 611,308		MADT: 19,720
Weekday (M-F) MADT: 19,920		Weekend (Sa-Su) MADT: 19,458



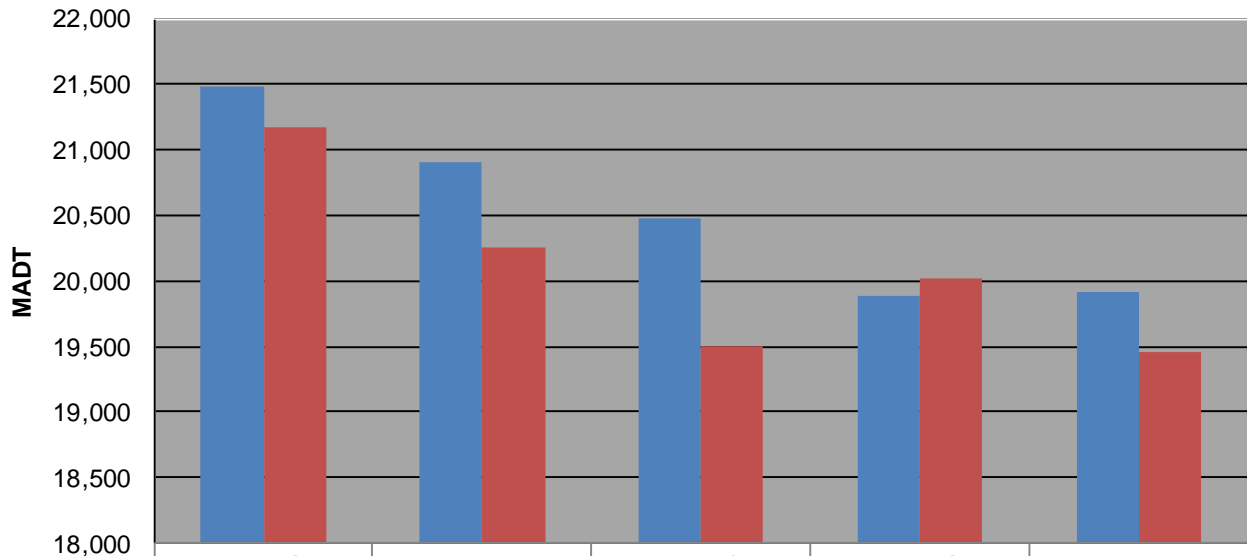
Weekday (WD)/Weekend (WE) Monthly Average Daily Traffic



	Jan	Feb	Mar	Apr	May	Jun	Jul	Aug	Sep	Oct	Nov	Dec
'10 WD	18,380	19,306	21,488	22,276	22,900	23,698	23,986	24,562	22,818	22,864	21,874	19,638
'10 WE	17,314	19,112	21,166	23,236	22,674	23,752	22,198	24,408	25,394	23,304	19,156	16,182
'11 WD	18,884	19,872	20,910	21,160	22,079	23,150	22,660	24,066	23,374	23,550	22,222	20,572
'11 WE	16,794	17,626	20,250	20,914	21,678	22,770	20,890	23,552	24,264	25,290	19,846	18,798
'12 WD	19,012	19,060	20,472	21,374	21,968	23,570	22,444	23,916	22,216	22,482	21,790	20,376
'12 WE	17,114	18,524	19,506	21,074	21,844	22,600	21,714	23,294	24,074	23,570	20,412	17,464
'13 WD	18,604	19,430	19,882	20,124	22,314	23,360	23,032	23,314	22,786	23,898	21,780	20,154
'13 WE	16,298	17,190	20,016	20,362	22,154	23,004	22,986	22,786	25,126	26,168	20,382	19,474
'14 WD	17,786	19,328	19,920									
'14 WE	15,610	17,004	19,458									

Note: 'Weekday' defined as Monday-Friday, 'Weekend' defined as Saturday-Sunday

Weekday/Weekend Monthly Average Daily Traffic ('10-'14)



	Mar-10	Mar-11	Mar-12	Mar-13	Mar-14
Weekday	21,488	20,910	20,472	19,882	19,920
Weekend	21,166	20,250	19,506	20,016	19,458