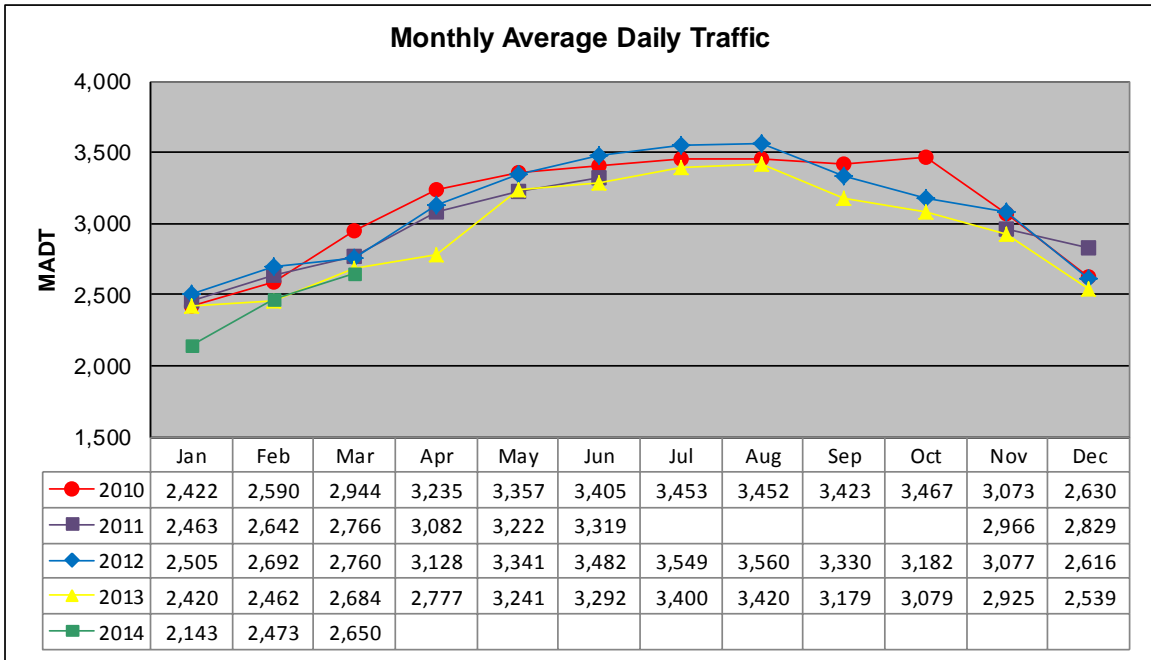


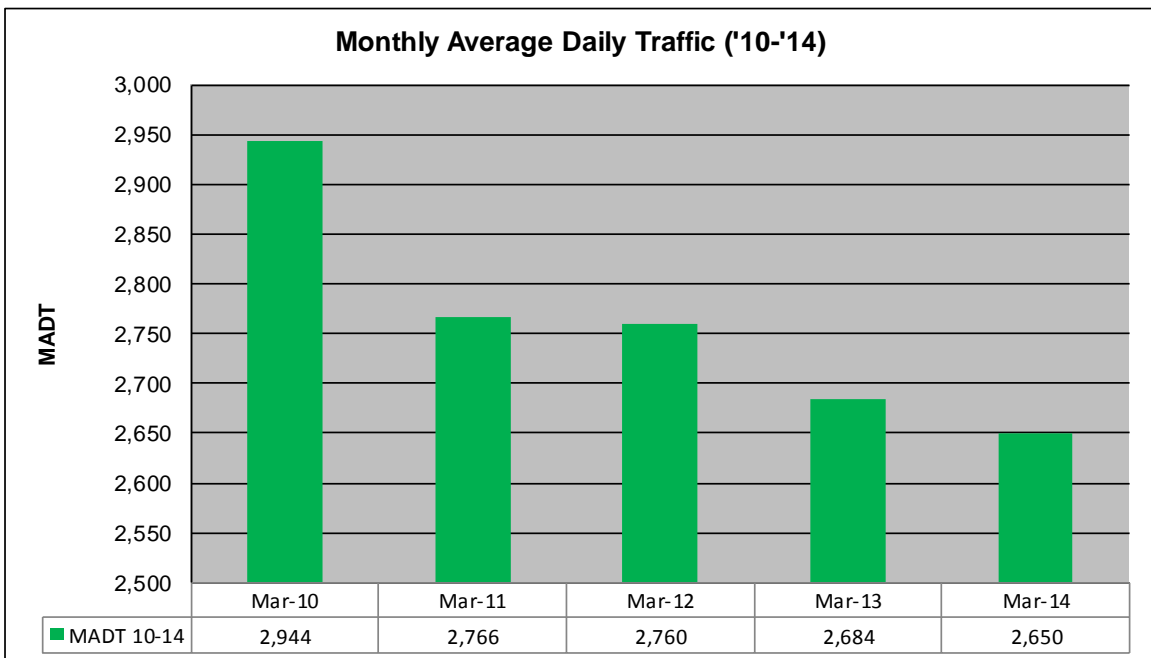
# MONTHLY REPORT, STATION NO. 34 (WIM)

## MARCH 2014

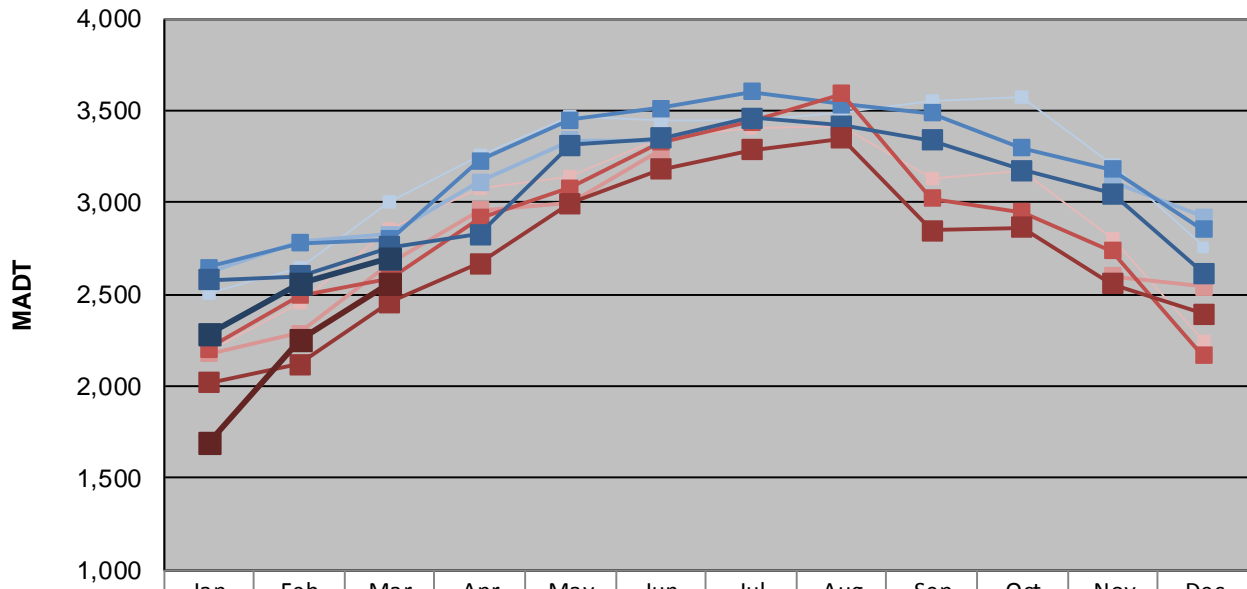
Station Measurement: VOLUME/SPEED/CLASS/WEIGHT		
Route: TH 23	Route Direction: N/S	Lanes: 2
County: Chippewa	Closest City: Clara City	
Functional Class: Rural Principal Arterial - Other		
Location: 1.1 MI NE OF CR3 (80TH AVE SE), SW OF CLARA CITY		
Ref Post: 122+00.100	True Mile: 116.91	Sequence No. 797
<b>Volume: 82,153</b>		<b>MADT: 2,650</b>
<b>Weekday (M-F) MADT: 2,698</b>		<b>Weekend (Sa-Su) MADT: 2,564</b>



Note: No data July to October 2011 due to construction on TH 23



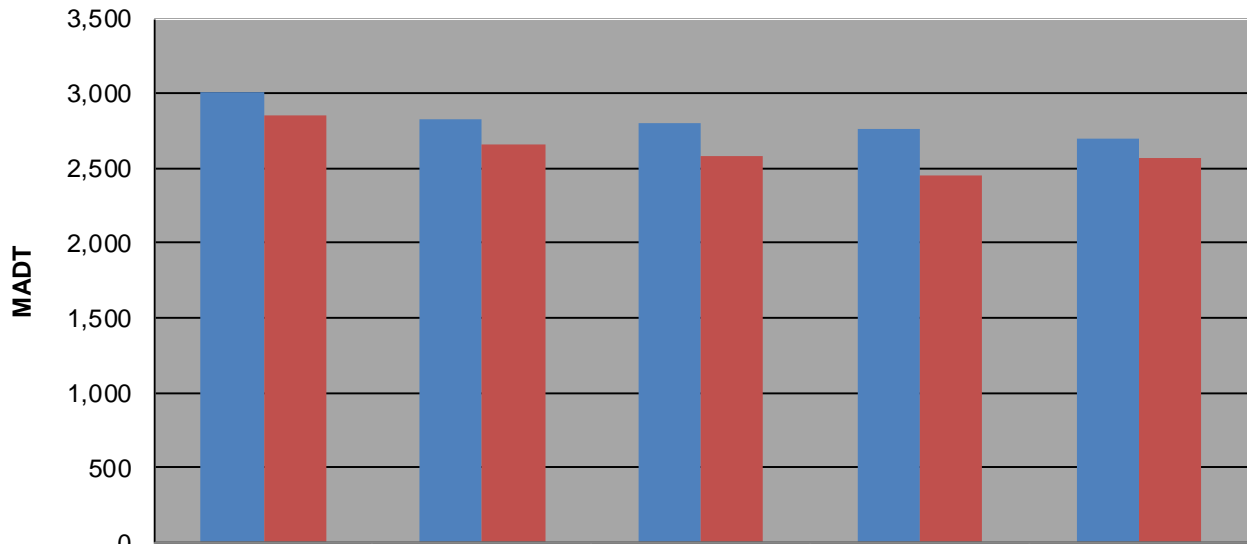
### Weekday (WD)/Weekend (WE) Monthly Average Daily Traffic



	Jan	Feb	Mar	Apr	May	Jun	Jul	Aug	Sep	Oct	Nov	Dec
'10 WD	2,508	2,644	3,006	3,260	3,470	3,446	3,444	3,488	3,550	3,570	3,200	2,758
'10 WE	2,192	2,456	2,856	3,074	3,138	3,354	3,406	3,412	3,128	3,170	2,804	2,246
'11 WD	2,616	2,786	2,824	3,112	3,340	3,340					3,110	2,922
'11 WE	2,180	2,286	2,666	2,958	3,002	3,288					2,602	2,544
'12 WD	2,646	2,778	2,800	3,230	3,450	3,514	3,602	3,532	3,484	3,296	3,180	2,852
'12 WE	2,206	2,494	2,582	2,914	3,082	3,328	3,440	3,594	3,022	2,948	2,736	2,166
'13 WD	2,578	2,598	2,760	2,828	3,310	3,348	3,462	3,420	3,338	3,174	3,046	2,618
'13 WE	2,020	2,122	2,458	2,666	2,994	3,180	3,288	3,350	2,846	2,864	2,560	2,392
'14 WD	2,284	2,560	2,698									
'14 WE	1,692	2,256	2,564									

Note: 'Weekday' defined as Monday-Friday, 'Weekend' defined as Saturday-Sunday

### Weekday/Weekend Monthly Average Daily Traffic ('10-'14)



	Mar-10	Mar-11	Mar-12	Mar-13	Mar-14
Weekday	3,006	2,824	2,800	2,760	2,698
Weekend	2,856	2,666	2,582	2,458	2,564