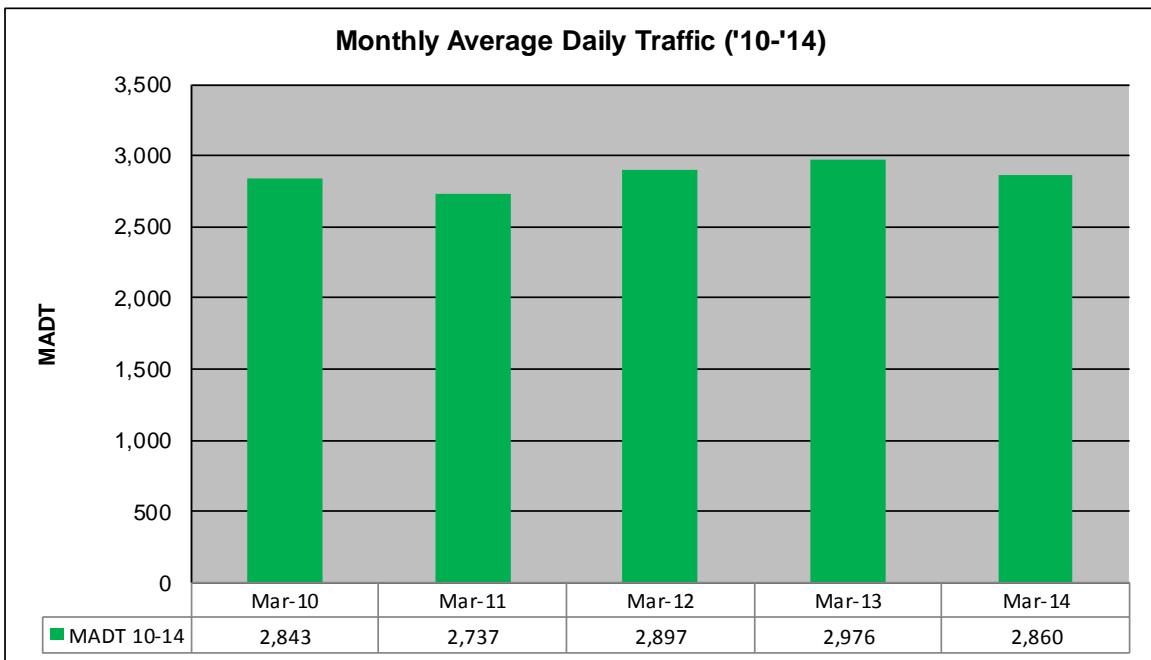
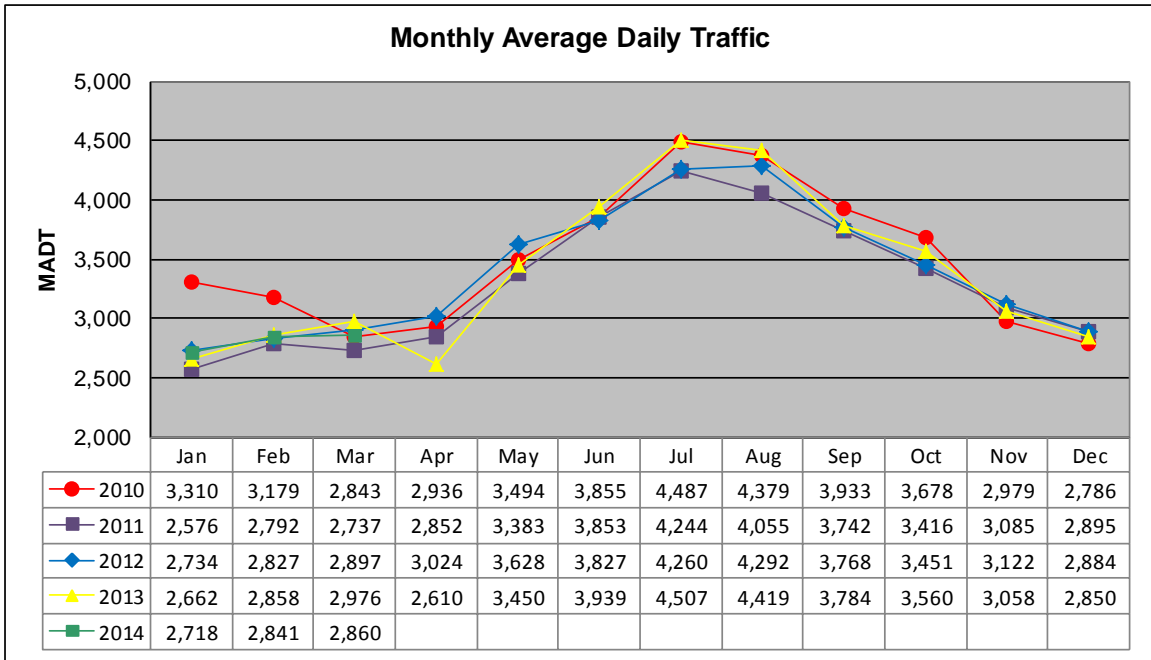


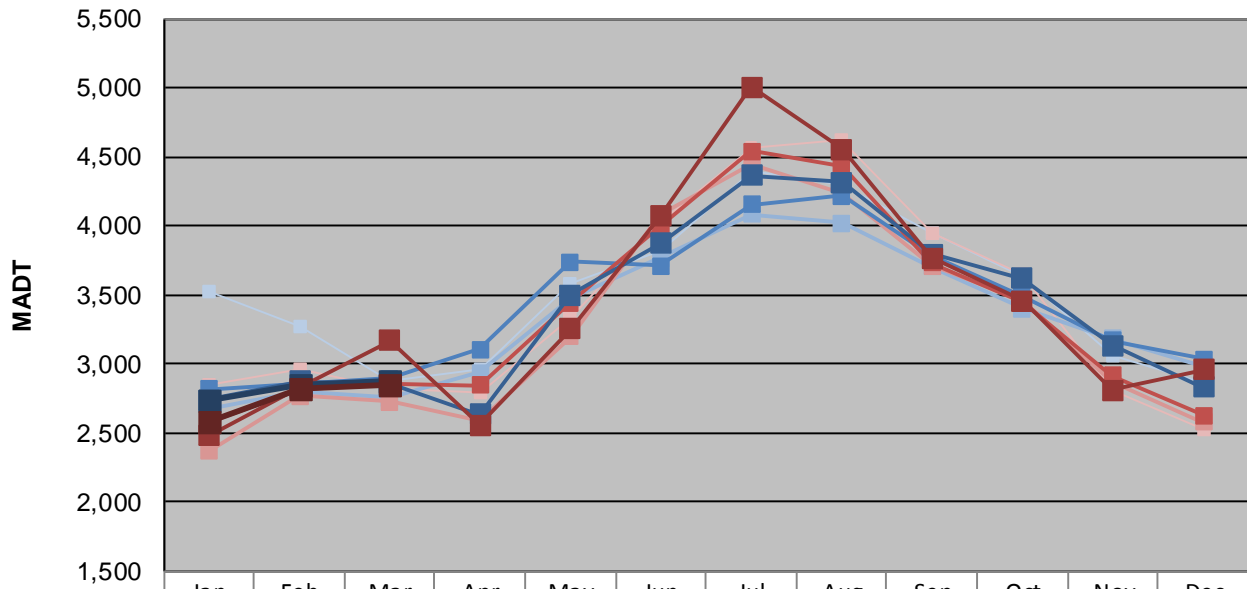
# MONTHLY REPORT, STATION NO. 219 (ATR)

## MARCH 2014

|  |                      |                                    |
|--|----------------------|------------------------------------|
| Station Measurement: VOLUME/SPEED/CLASS            |                      |                                    |
| Route: TH 2  | Route Direction: E/W | Lanes: 2                           |
| County: Itasca                                     |                      | Closest City: Warba                |
| Functional Class: Rural Principal Arterial - Other |                      |                                    |
| Location: 1 MI NW OF TH65, SE OF WARBA             |                      |                                    |
| Ref Post: 202+00.199                               | True Mile: 202.522   | Sequence No. 6765                  |
| <b>Volume: 88,646</b>                              |                      | <b>MADT: 2,860</b>                 |
| <b>Weekday (M-F) MADT: 2,874</b>                   |                      | <b>Weekend (Sa-Su) MADT: 2,852</b> |



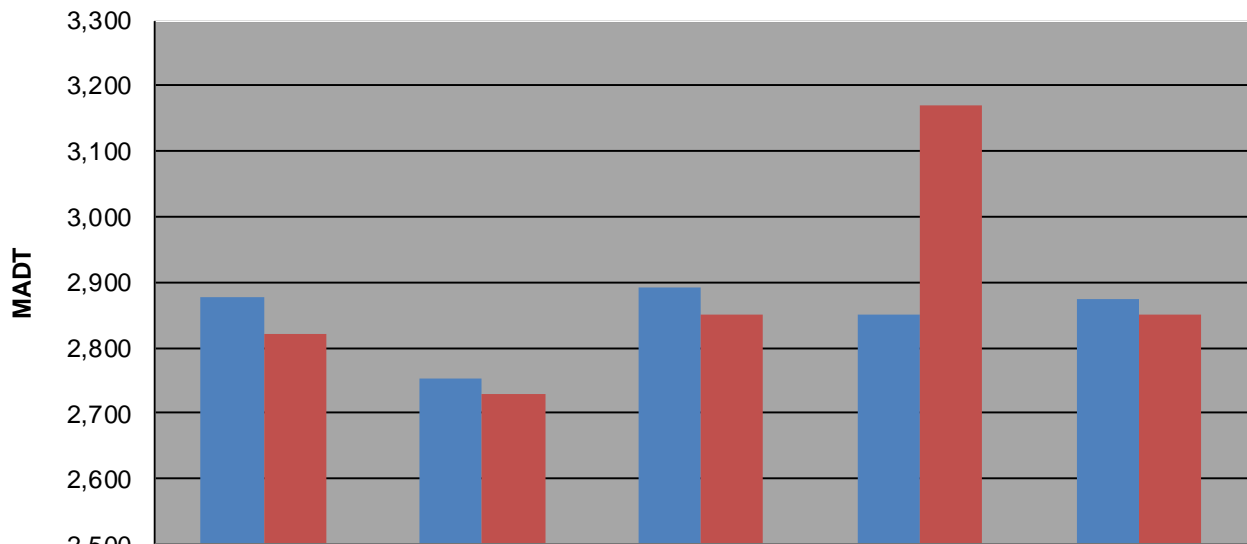
**Weekday (WD)/Weekend (WE) Monthly Average Daily Traffic**



|        | Jan   | Feb   | Mar   | Apr   | May   | Jun   | Jul   | Aug   | Sep   | Oct   | Nov   | Dec   |
|--------|-------|-------|-------|-------|-------|-------|-------|-------|-------|-------|-------|-------|
| '10 WD | 3,518 | 3,268 | 2,876 | 2,958 | 3,574 | 3,820 | 4,396 | 4,304 | 3,952 | 3,630 | 3,062 | 2,860 |
| '10 WE | 2,842 | 2,960 | 2,820 | 2,794 | 3,326 | 4,028 | 4,570 | 4,616 | 3,946 | 3,648 | 2,802 | 2,518 |
| '11 WD | 2,672 | 2,792 | 2,754 | 2,934 | 3,472 | 3,768 | 4,086 | 4,022 | 3,700 | 3,398 | 3,180 | 2,988 |
| '11 WE | 2,368 | 2,766 | 2,728 | 2,592 | 3,198 | 4,086 | 4,444 | 4,236 | 3,710 | 3,462 | 2,864 | 2,580 |
| '12 WD | 2,814 | 2,860 | 2,892 | 3,104 | 3,738 | 3,708 | 4,156 | 4,218 | 3,788 | 3,492 | 3,166 | 3,032 |
| '12 WE | 2,570 | 2,810 | 2,852 | 2,848 | 3,444 | 3,996 | 4,540 | 4,430 | 3,728 | 3,442 | 2,916 | 2,626 |
| '13 WD | 2,736 | 2,874 | 2,850 | 2,632 | 3,502 | 3,874 | 4,364 | 4,316 | 3,792 | 3,622 | 3,132 | 2,830 |
| '13 WE | 2,478 | 2,822 | 3,170 | 2,554 | 3,252 | 4,070 | 5,004 | 4,558 | 3,768 | 3,460 | 2,810 | 2,960 |
| '14 WD | 2,742 | 2,846 | 2,874 |       |       |       |       |       |       |       |       |       |
| '14 WE | 2,574 | 2,826 | 2,852 |       |       |       |       |       |       |       |       |       |

Note: 'Weekday' defined as Monday-Friday, 'Weekend' defined as Saturday-Sunday

**Weekday/Weekend Monthly Average Daily Traffic ('10-'14)**



|         | Mar-10 | Mar-11 | Mar-12 | Mar-13 | Mar-14 |
|---------|--------|--------|--------|--------|--------|
| Weekday | 2,876  | 2,754  | 2,892  | 2,850  | 2,874  |
| Weekend | 2,820  | 2,728  | 2,852  | 3,170  | 2,852  |