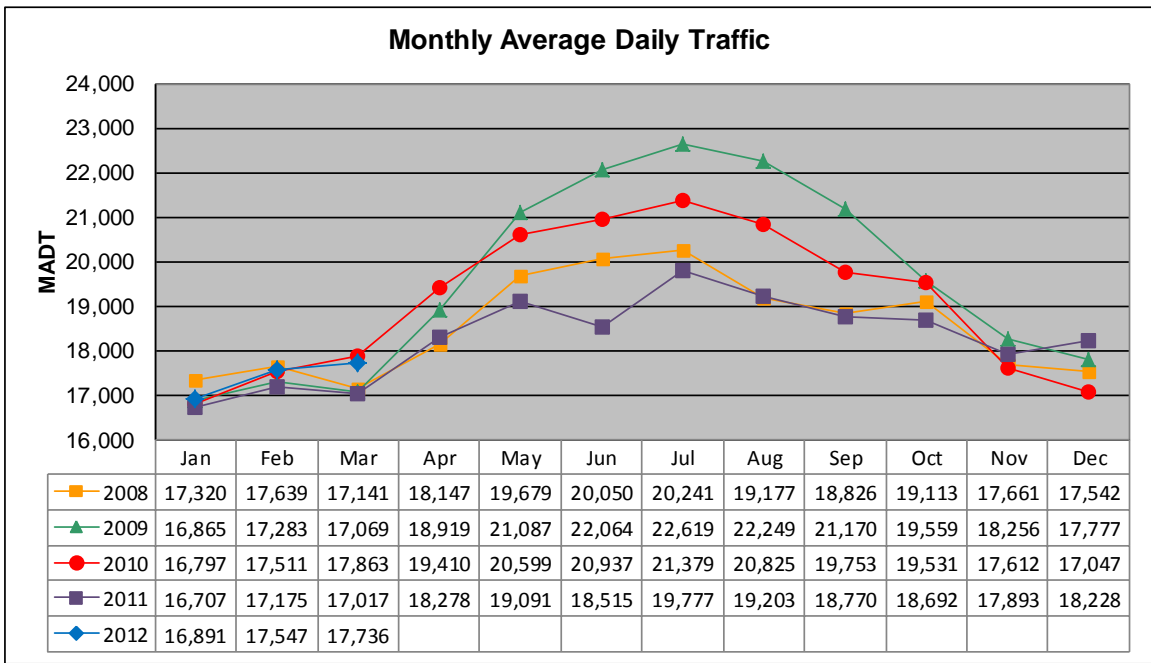


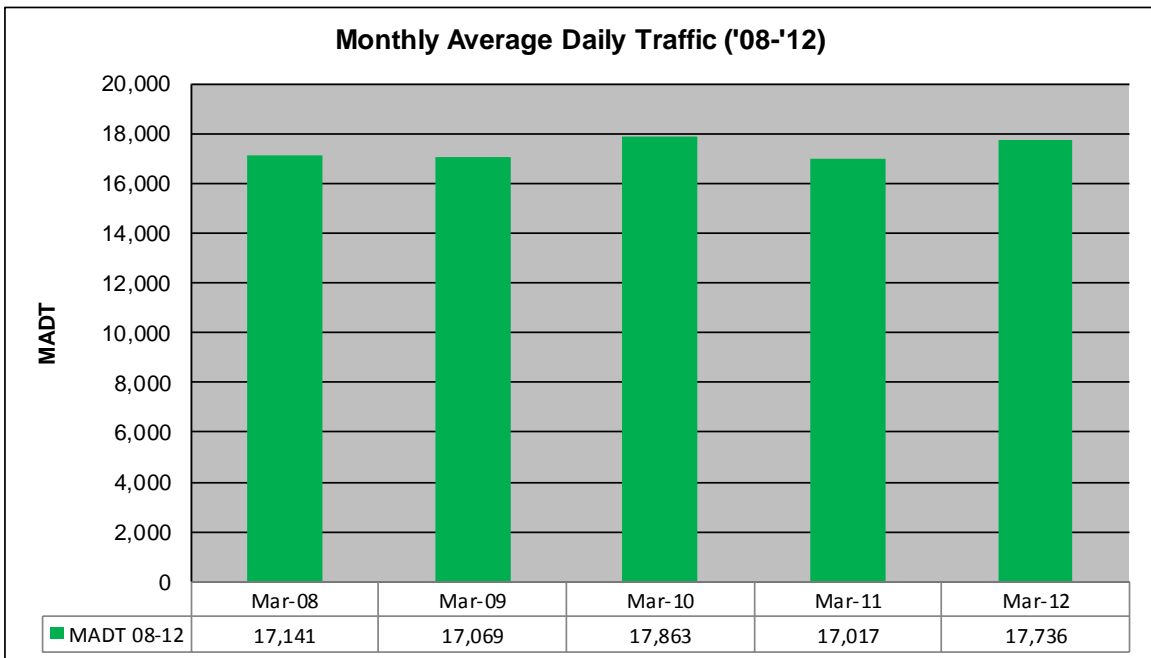
MONTHLY REPORT, STATION NO. 388 (ATR)

MARCH 2012

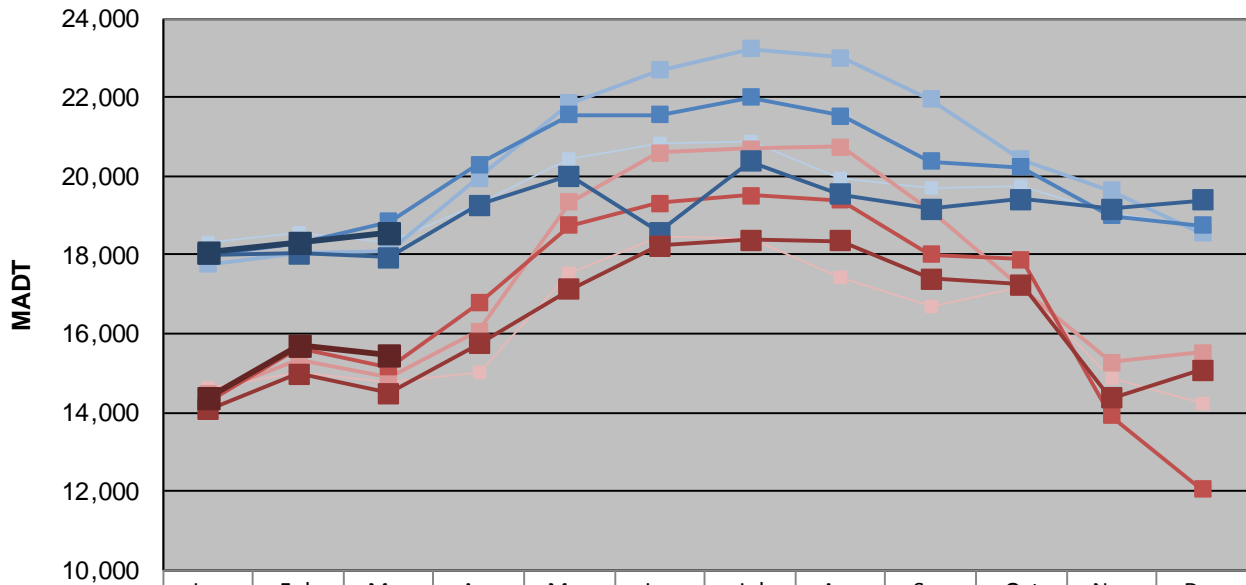
Station Measurement: VOLUME/SPEED/CLASS		
Route: TH 8	Route Direction: N/S	Lanes: 2
County: Chisago	Closest City: Forest Lake	
Functional Class: Urban Other Principal Arterial		
Location: E OF MSAS121 (GREENWAY RD), N OF FOREST LAKE		
Ref Post: 002+00.330	True Mile: 2.282	Sequence No. 6783
Volume: 549,814		MADT: 17,736
Weekday (M-F) MADT: 18,538		Weekend (Sa-Su) MADT: 15,434



Note: Decrease in traffic August 2008 and June 2011 due to construction on TH 8



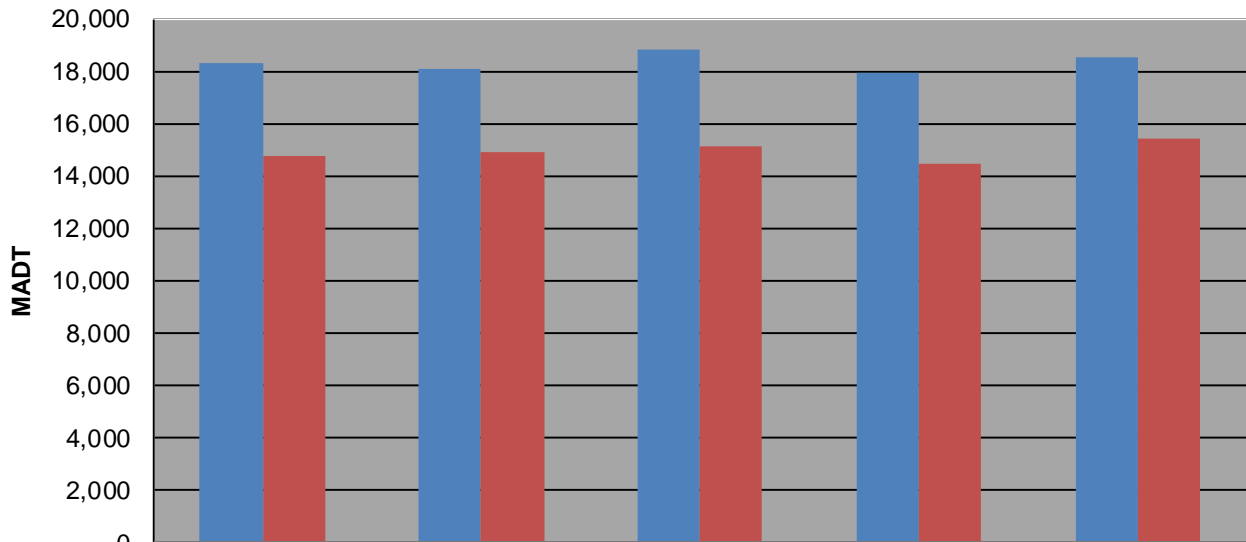
Weekday (WD)/Weekend (WE) Monthly Average Daily Traffic



	Jan	Feb	Mar	Apr	May	Jun	Jul	Aug	Sep	Oct	Nov	Dec
'08 WD	18,324	18,556	18,306	19,288	20,438	20,804	20,872	19,932	19,670	19,732	19,058	18,726
'08 WE	14,610	15,032	14,784	15,022	17,534	18,448	18,418	17,446	16,682	17,166	14,866	14,226
'09 WD	17,750	18,058	18,094	19,964	21,844	22,678	23,234	23,018	21,936	20,422	19,634	18,546
'09 WE	14,454	15,348	14,874	16,056	19,330	20,600	20,686	20,736	19,150	17,176	15,284	15,522
'10 WD	18,000	18,272	18,848	20,300	21,542	21,546	22,004	21,518	20,376	20,220	18,998	18,742
'10 WE	14,244	15,606	15,152	16,780	18,744	19,312	19,512	19,374	18,018	17,878	13,912	12,042
'11 WD	18,004	18,040	17,934	19,254	20,006	18,574	20,372	19,538	19,162	19,412	19,160	19,394
'11 WE	14,076	14,986	14,478	15,730	17,126	18,224	18,378	18,358	17,400	17,238	14,352	15,080
'12 WD	18,072	18,302	18,538									
'12 WE	14,352	15,712	15,434									

Note: 'Weekday' defined as Monday-Friday, 'Weekend' defined as Saturday-Sunday

Weekday/Weekend Monthly Average Daily Traffic ('08-'12)



	Mar-08	Mar-09	Mar-10	Mar-11	Mar-12
Weekday	18,306	18,094	18,848	17,934	18,538
Weekend	14,784	14,874	15,152	14,478	15,434