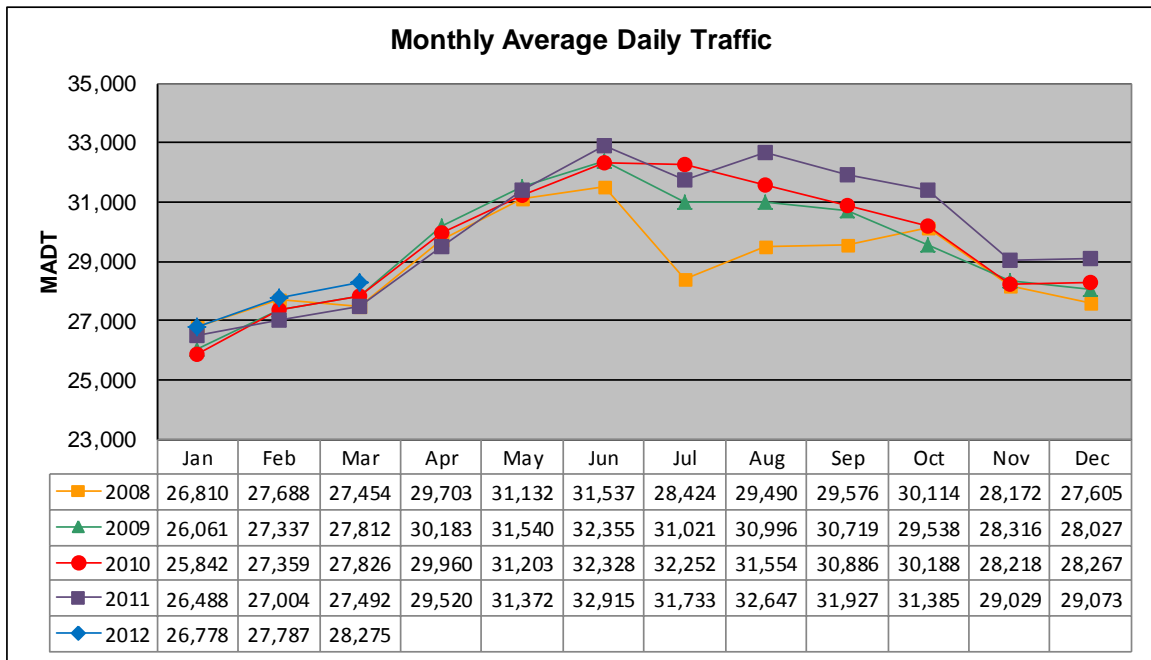


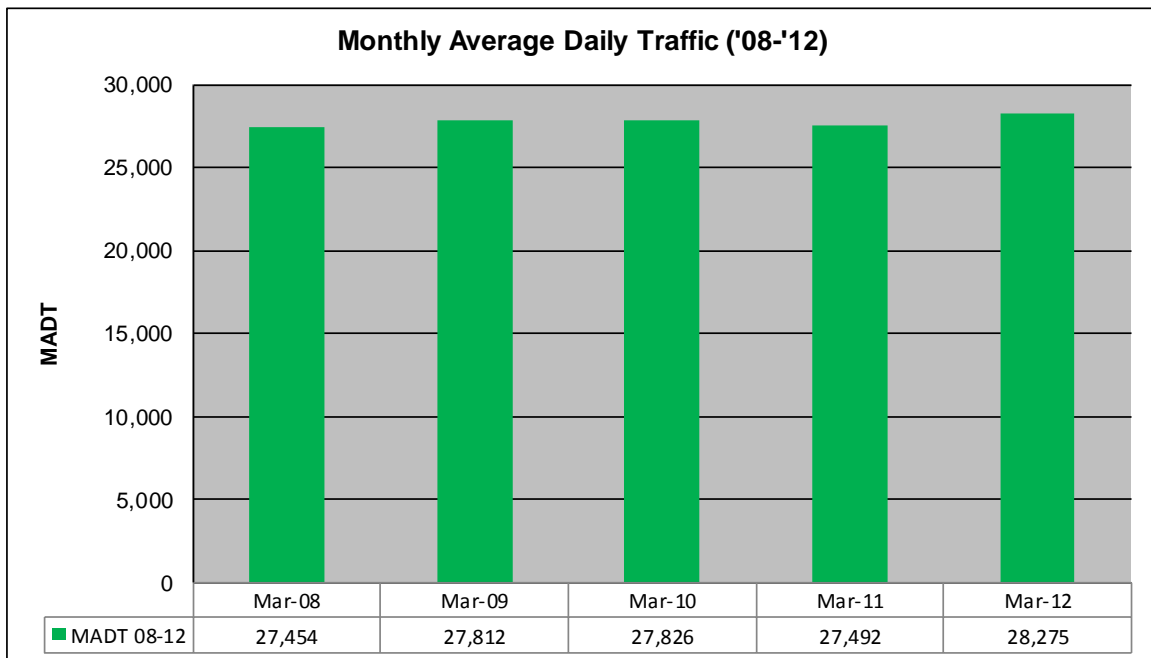
MONTHLY REPORT, STATION NO. 384 (ATR)

MARCH 2012

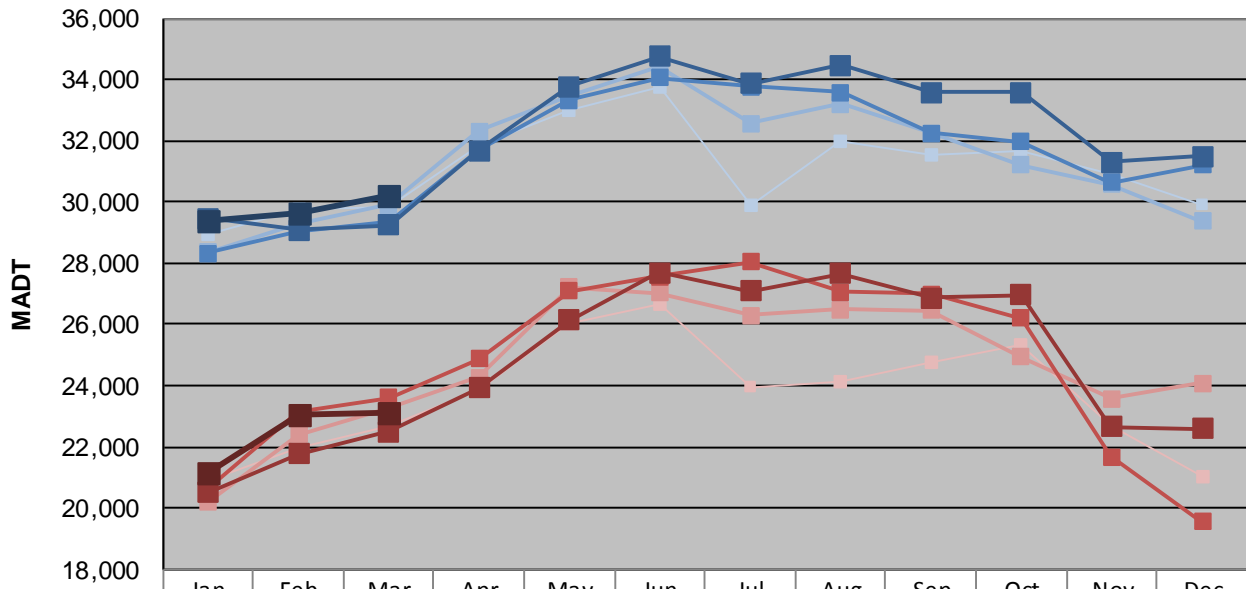
Station Measurement: VOLUME/SPEED		
Route: TH 36	Route Direction: E/W	Lanes: 4
County: Washington		Closest City: Stillwater
Functional Class: Urban Other Principal Arterial		
Location: W OF WASHINGTON AVE IN STILLWATER		
Ref Post: 201+00.824	True Mile: 18.153	Sequence No. 9873
Volume: 876,515		MADT: 28,275
Weekday (M-F) MADT: 30,180		Weekend (Sa-Su) MADT: 23,086



Note: Decrease in traffic July to August 2008 due to construction on TH 36



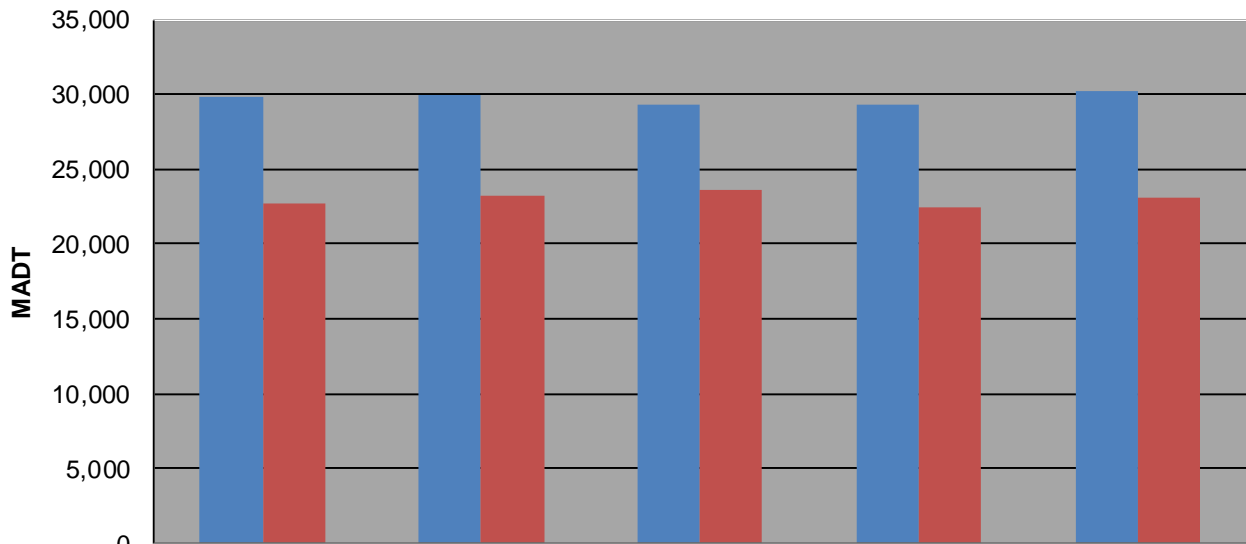
Weekday (WD)/Weekend (WE) Monthly Average Daily Traffic



	Jan	Feb	Mar	Apr	May	Jun	Jul	Aug	Sep	Oct	Nov	Dec
'08 WD	28,930	29,762	29,806	31,832	32,990	33,772	29,884	32,010	31,520	31,656	30,922	29,922
'08 WE	20,900	21,982	22,694	23,880	26,026	26,648	23,956	24,140	24,738	25,354	22,674	20,998
'09 WD	28,356	29,316	29,898	32,328	33,488	34,440	32,578	33,190	32,264	31,196	30,572	29,386
'09 WE	20,186	22,392	23,292	24,266	27,222	27,022	26,314	26,498	26,444	24,946	23,570	24,076
'10 WD	28,334	29,056	29,332	31,678	33,322	34,068	33,786	33,592	32,242	31,960	30,630	31,220
'10 WE	20,626	23,118	23,618	24,880	27,076	27,566	28,050	27,046	27,004	26,220	21,678	19,558
'11 WD	29,454	29,082	29,252	31,696	33,788	34,766	33,862	34,478	33,598	33,574	31,302	31,478
'11 WE	20,508	21,786	22,498	23,922	26,136	27,688	27,090	27,654	26,864	26,962	22,650	22,596
'12 WD	29,390	29,628	30,180									
'12 WE	21,124	23,084	23,086									

Note: 'Weekday' defined as Monday-Friday, 'Weekend' defined as Saturday-Sunday

Weekday/Weekend Monthly Average Daily Traffic ('08-'12)



	Mar-08	Mar-09	Mar-10	Mar-11	Mar-12
Weekday	29,806	29,898	29,332	29,252	30,180
Weekend	22,694	23,292	23,618	22,498	23,086