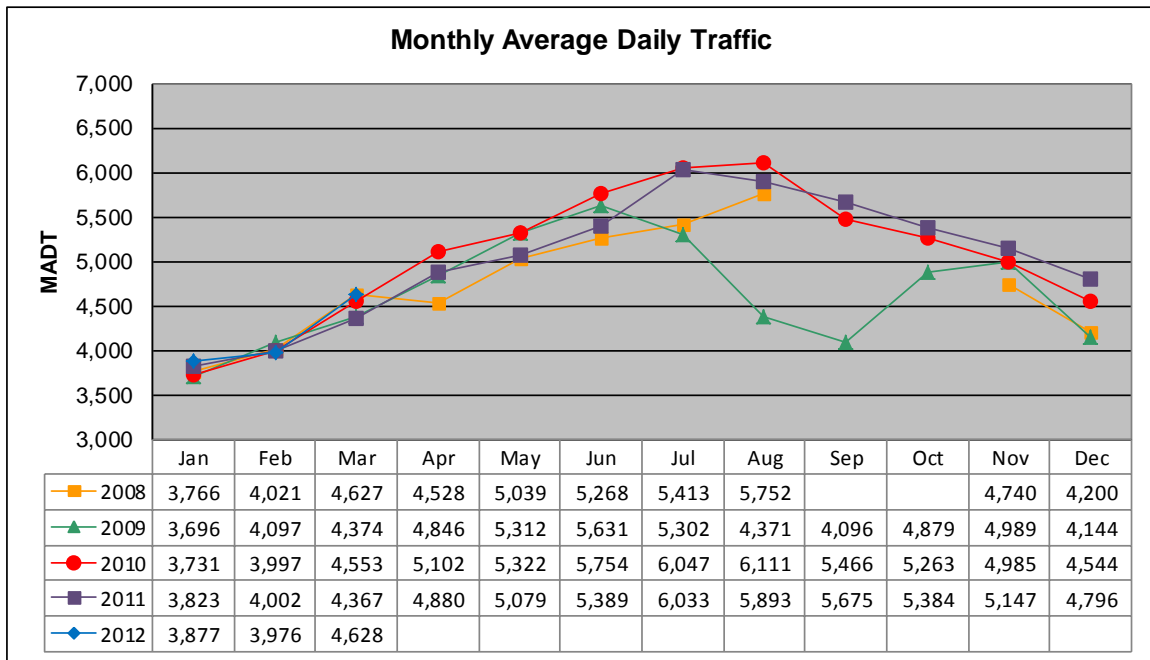


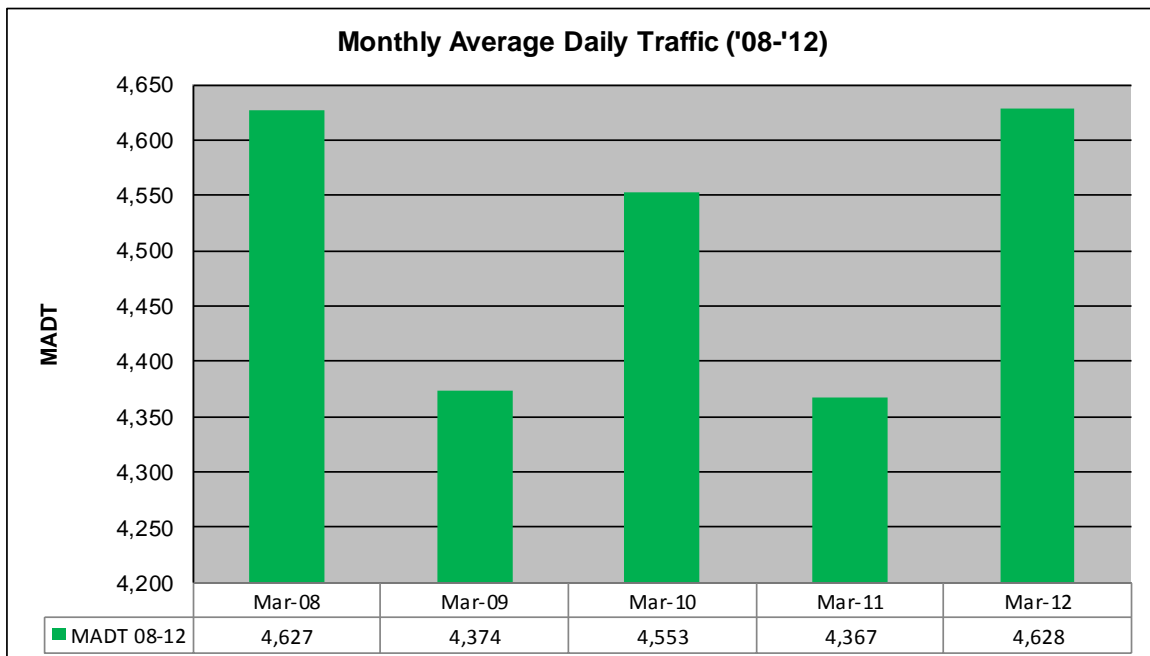
MONTHLY REPORT, STATION NO. 197 (ATR)

MARCH 2012

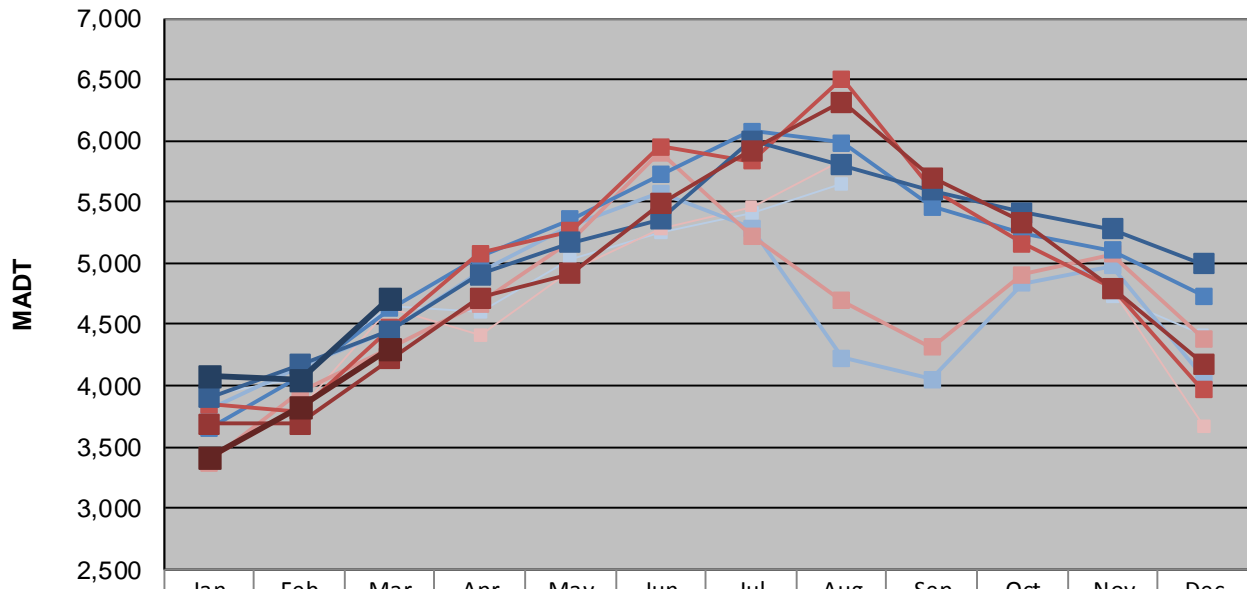
Station Measurement: VOLUME/SPEED/CLASS		
Route: TH 60	Route Direction: E/W	Lanes: 4
County: Watonwan	Closest City: St James	
Functional Class: Rural Principal Arterial - Other		
Location: .7 MI W OF W JCT OF TH4, SW OF ST JAMES		
Ref Post: 064+00.850	True Mile: 64.929	Sequence No. 9830
Volume: 143,483		MADT: 4,628
Weekday (M-F) MADT: 4,720		Weekend (Sa-Su) MADT: 4,300



Note: No data in September/October 2008; road closed for reconstruction... Decrease in traffic July to October 2009 due to construction on TH 4... Currently reports data from weigh-in-motion station #27



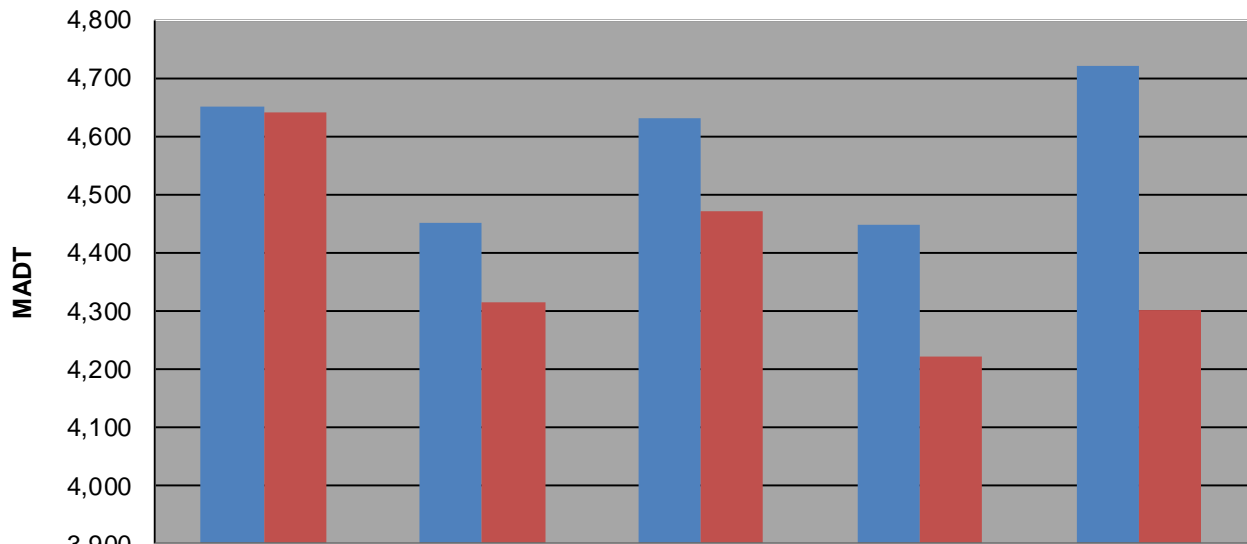
Weekday (WD)/Weekend (WE) Monthly Average Daily Traffic



	Jan	Feb	Mar	Apr	May	Jun	Jul	Aug	Sep	Oct	Nov	Dec
'08 WD	3,918	4,060	4,652	4,602	5,036	5,256	5,412	5,646			4,726	4,410
'08 WE	3,398	3,818	4,642	4,412	4,940	5,276	5,464	5,840			4,770	3,666
'09 WD	3,802	4,158	4,452	4,934	5,312	5,574	5,286	4,230	4,050	4,836	4,978	4,070
'09 WE	3,374	3,950	4,314	4,668	5,188	5,902	5,222	4,694	4,310	4,906	5,076	4,382
'10 WD	3,646	4,078	4,630	5,048	5,360	5,726	6,076	5,980	5,458	5,242	5,102	4,736
'10 WE	3,844	3,794	4,472	5,080	5,266	5,952	5,830	6,510	5,604	5,158	4,802	3,966
'11 WD	3,904	4,172	4,446	4,906	5,166	5,358	6,000	5,798	5,598	5,416	5,280	4,998
'11 WE	3,690	3,688	4,220	4,714	4,916	5,488	5,924	6,314	5,702	5,334	4,794	4,178
'12 WD	4,076	4,050	4,720									
'12 WE	3,420	3,828	4,300									

Note: 'Weekday' defined as Monday-Friday, 'Weekend' defined as Saturday-Sunday

Weekday/Weekend Monthly Average Daily Traffic ('08-'12)



	Mar-08	Mar-09	Mar-10	Mar-11	Mar-12
Weekday	4,652	4,452	4,630	4,446	4,720
Weekend	4,642	4,314	4,472	4,220	4,300