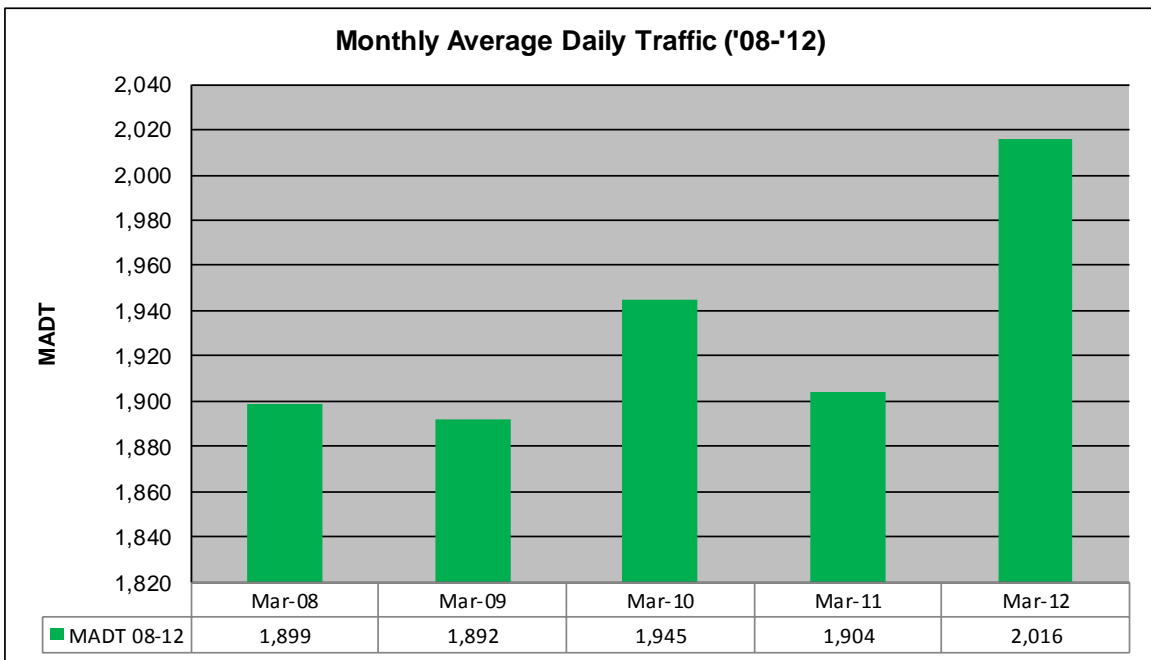
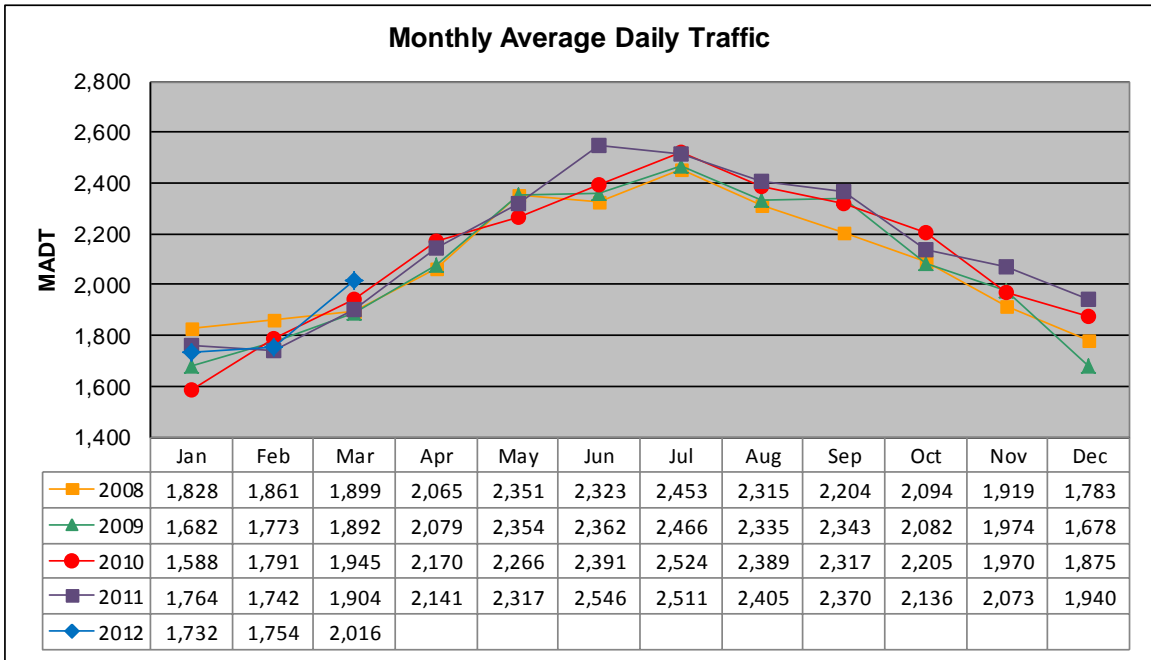


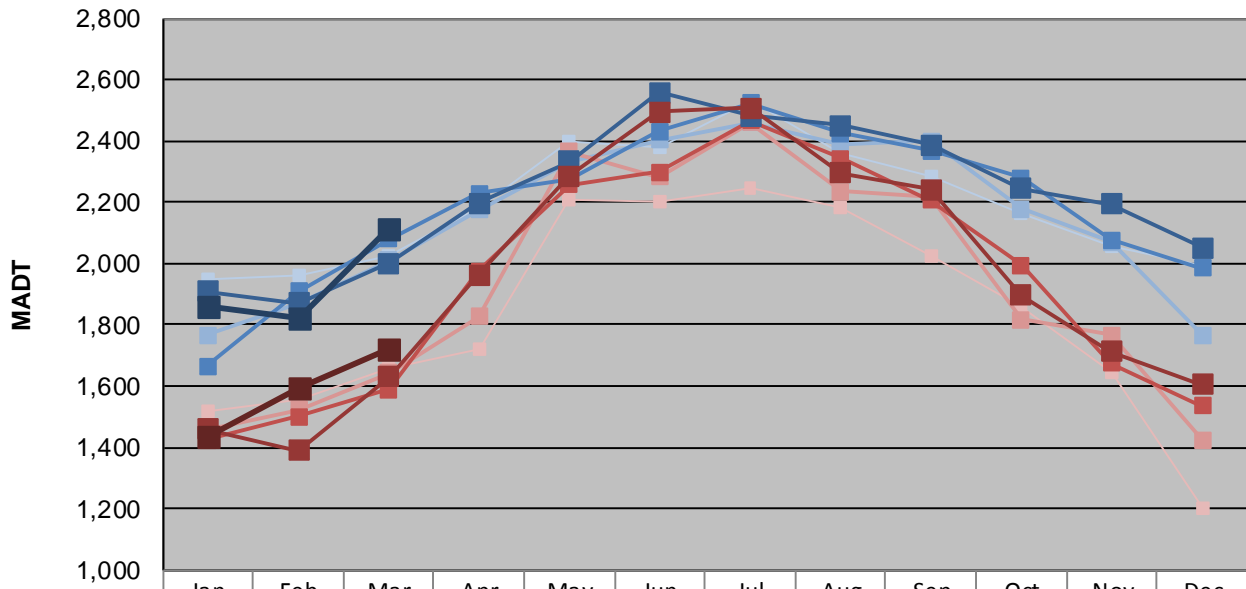
MONTHLY REPORT, STATION NO. 179 (ATR)

MARCH 2012

Station Measurement: VOLUME/SPEED/CLASS		
Route: TH 59	Route Direction: N/S	Lanes: 2
County: Lyon		Closest City: Garvin
Functional Class: Rural Principal Arterial - Other		
Location: AT CSAH14 (110TH ST), E OF GARVIN		
Ref Post: 056+00.631	True Mile: 54.394	Sequence No. 6746
Volume: 62,495		MADT: 2,016
Weekday (M-F) MADT: 2,116		Weekend (Sa-Su) MADT: 1,720



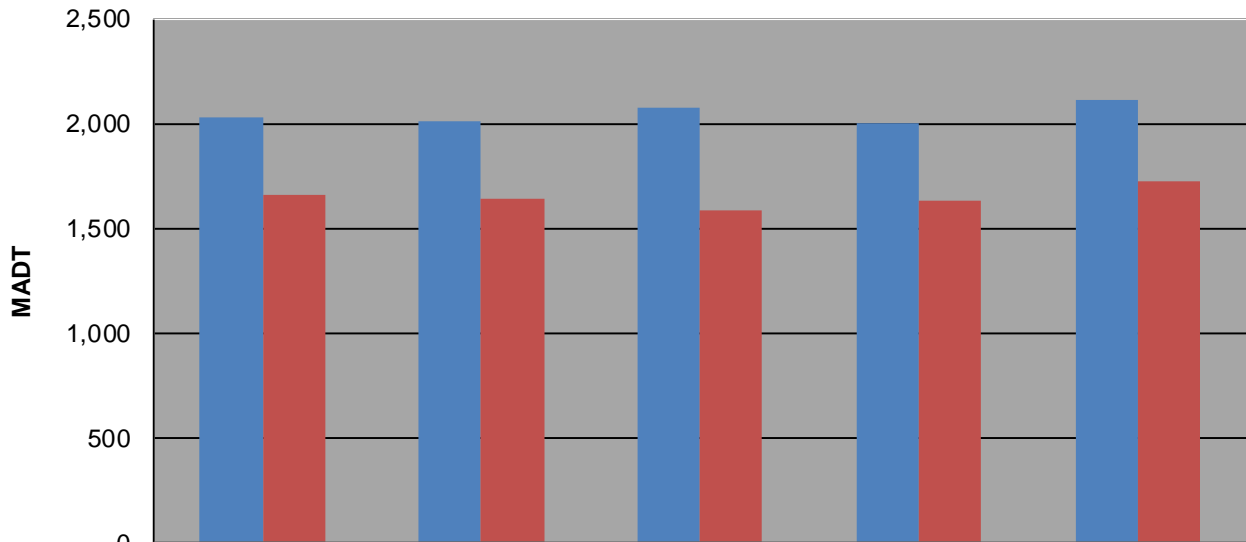
Weekday (WD)/Weekend (WE) Monthly Average Daily Traffic



	Jan	Feb	Mar	Apr	May	Jun	Jul	Aug	Sep	Oct	Nov	Dec
'08 WD	1,946	1,960	2,026	2,186	2,396	2,378	2,532	2,360	2,282	2,164	2,056	1,990
'08 WE	1,516	1,554	1,658	1,720	2,210	2,204	2,246	2,184	2,022	1,862	1,646	1,200
'09 WD	1,766	1,872	2,012	2,174	2,334	2,402	2,460	2,390	2,400	2,178	2,072	1,766
'09 WE	1,456	1,524	1,644	1,828	2,366	2,284	2,460	2,234	2,218	1,818	1,768	1,424
'10 WD	1,664	1,908	2,080	2,228	2,276	2,430	2,524	2,426	2,368	2,280	2,078	1,984
'10 WE	1,424	1,500	1,590	1,976	2,256	2,300	2,466	2,344	2,208	1,996	1,676	1,534
'11 WD	1,910	1,872	2,002	2,196	2,332	2,558	2,482	2,452	2,386	2,244	2,194	2,052
'11 WE	1,458	1,390	1,630	1,964	2,286	2,494	2,508	2,296	2,242	1,896	1,712	1,604
'12 WD	1,862	1,824	2,116									
'12 WE	1,434	1,592	1,720									

Note: 'Weekday' defined as Monday-Friday, 'Weekend' defined as Saturday-Sunday

Weekday/Weekend Monthly Average Daily Traffic ('08-'12)



	Mar-08	Mar-09	Mar-10	Mar-11	Mar-12
Weekday	2,026	2,012	2,080	2,002	2,116
Weekend	1,658	1,644	1,590	1,630	1,720