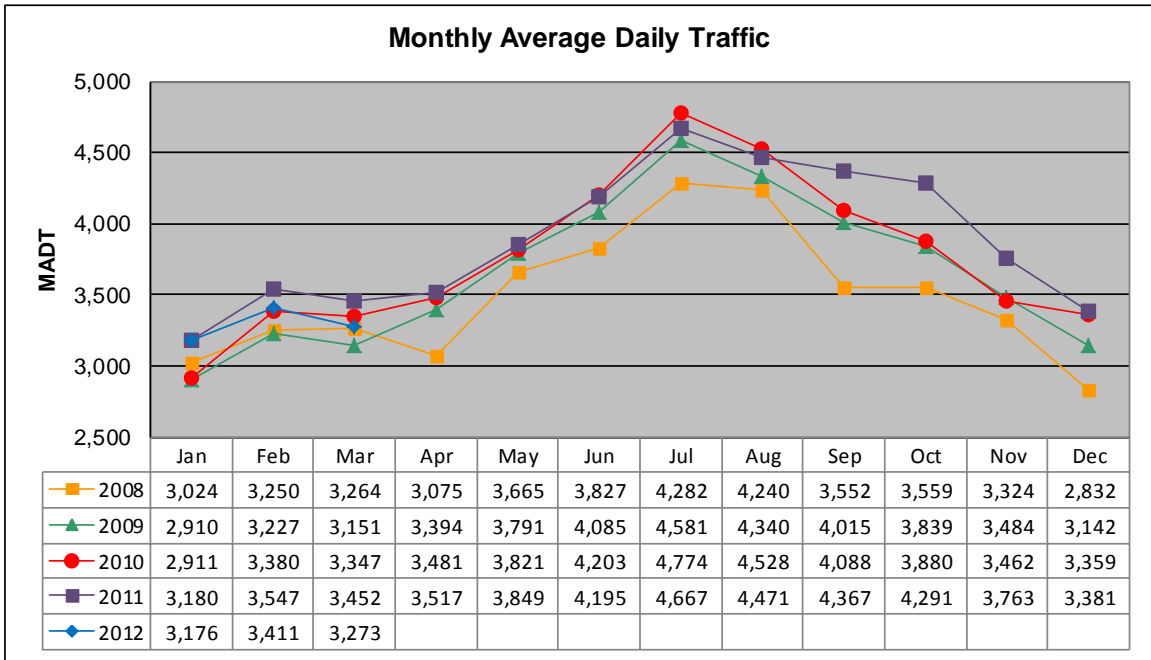


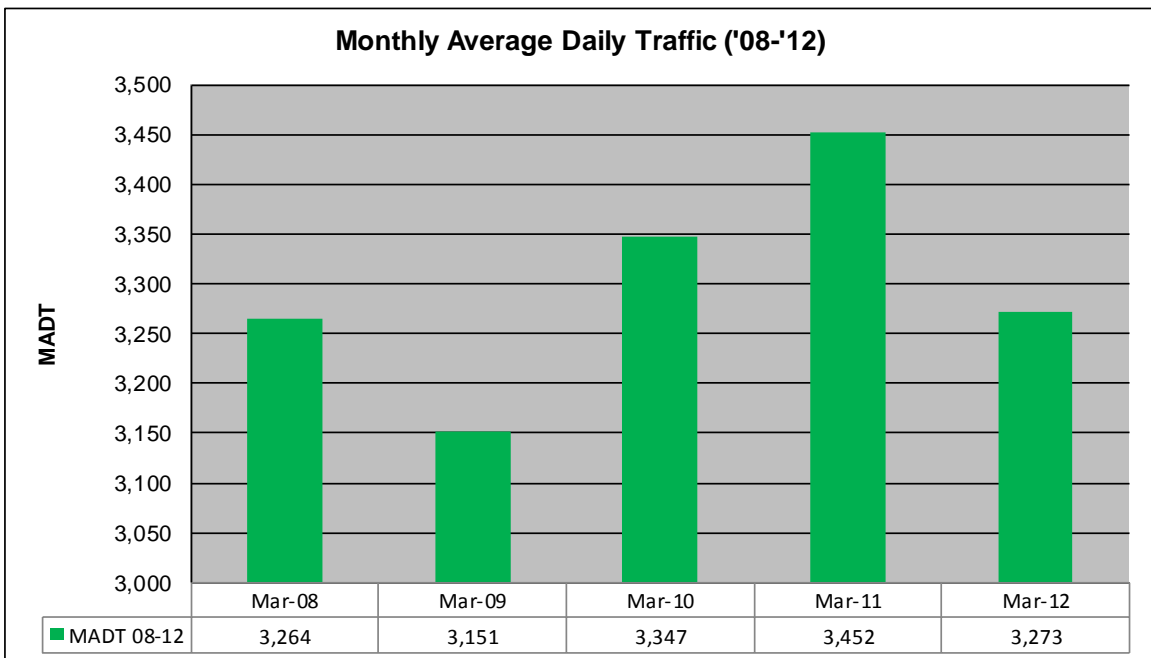
# MONTHLY REPORT, STATION NO. 170 (ATR)

## MARCH 2012

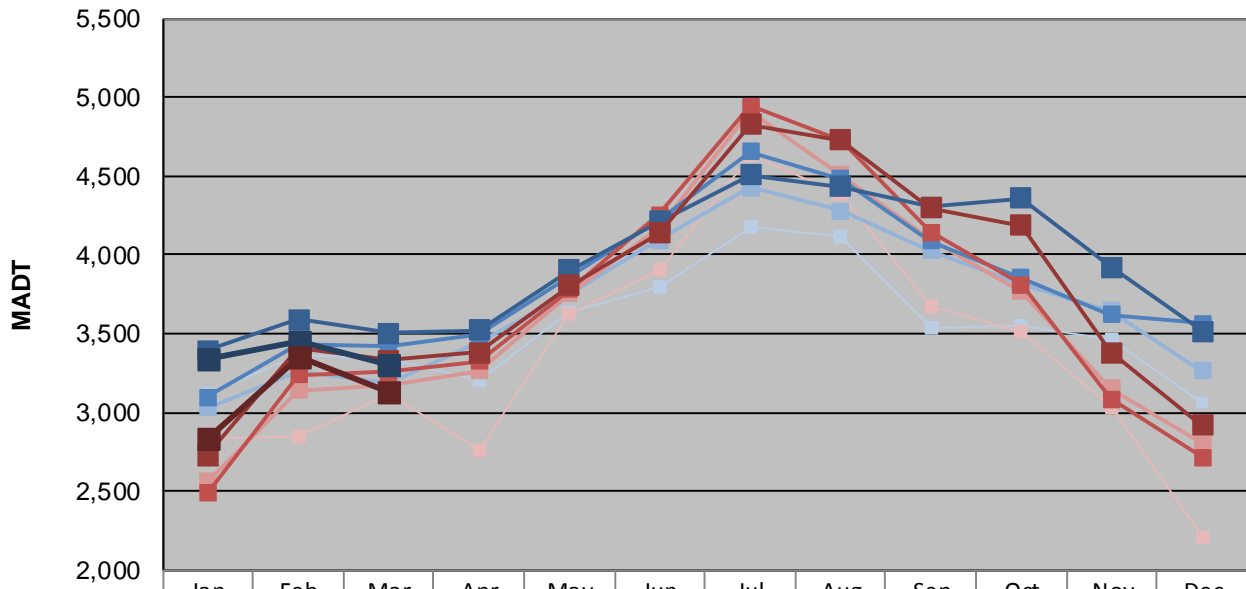
|  |                      |                                    |
|--|----------------------|------------------------------------|
| Station Measurement: VOLUME                        |                      |                                    |
| Route: TH 2  | Route Direction: E/W | Lanes: 4                           |
| County: Clearwater                                 |                      | Closest City: Bagley               |
| Functional Class: Rural Principal Arterial - Other |                      |                                    |
| Location: W OF CSAH20, W OF BAGLEY                 |                      |                                    |
| Ref Post: 083+00.956                               | True Mile: 83.397    | Sequence No. 6725                  |
| <b>Volume: 101,449</b>                             |                      | <b>MADT: 3,273</b>                 |
| <b>Weekday (M-F) MADT: 3,302</b>                   |                      | <b>Weekend (Sa-Su) MADT: 3,128</b> |



Note: Increase in traffic October 2011 due to hunting openers



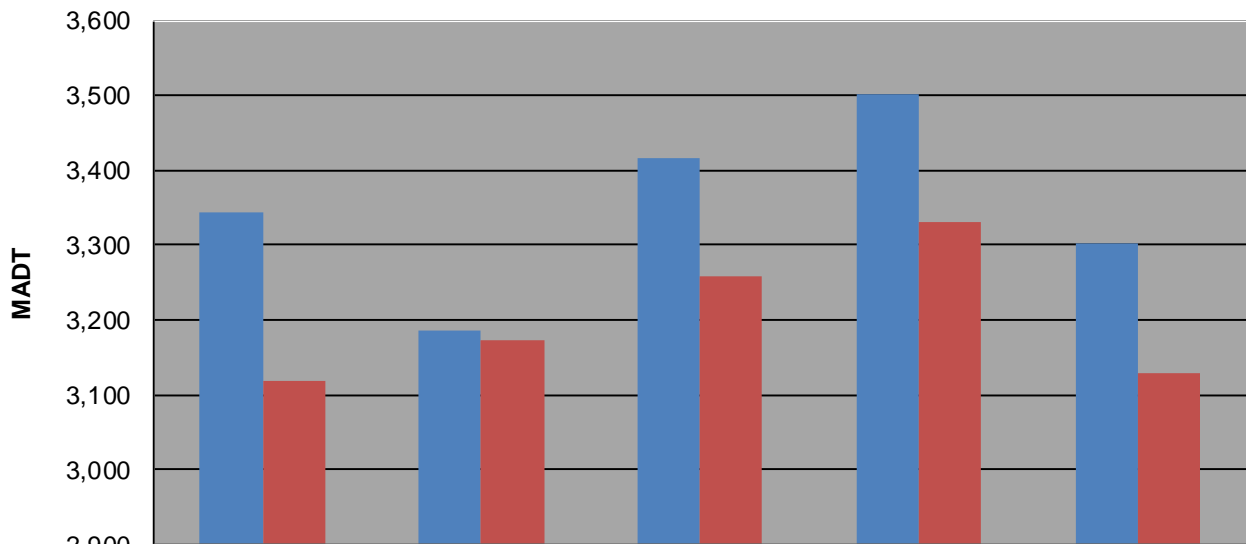
**Weekday (WD)/Weekend (WE) Monthly Average Daily Traffic**



|        | Jan   | Feb   | Mar   | Apr   | May   | Jun   | Jul   | Aug   | Sep   | Oct   | Nov   | Dec   |
|--------|-------|-------|-------|-------|-------|-------|-------|-------|-------|-------|-------|-------|
| '08 WD | 3,116 | 3,370 | 3,344 | 3,204 | 3,638 | 3,798 | 4,178 | 4,112 | 3,540 | 3,544 | 3,468 | 3,060 |
| '08 WE | 2,832 | 2,846 | 3,120 | 2,762 | 3,618 | 3,902 | 4,632 | 4,388 | 3,676 | 3,518 | 3,034 | 2,202 |
| '09 WD | 3,026 | 3,262 | 3,186 | 3,446 | 3,758 | 4,094 | 4,428 | 4,278 | 4,026 | 3,818 | 3,646 | 3,264 |
| '09 WE | 2,560 | 3,142 | 3,174 | 3,262 | 3,758 | 4,170 | 4,912 | 4,506 | 4,100 | 3,766 | 3,150 | 2,804 |
| '10 WD | 3,096 | 3,436 | 3,416 | 3,492 | 3,864 | 4,218 | 4,654 | 4,482 | 4,088 | 3,852 | 3,618 | 3,566 |
| '10 WE | 2,486 | 3,240 | 3,258 | 3,322 | 3,778 | 4,254 | 4,944 | 4,730 | 4,146 | 3,808 | 3,084 | 2,714 |
| '11 WD | 3,392 | 3,592 | 3,502 | 3,524 | 3,902 | 4,214 | 4,508 | 4,430 | 4,304 | 4,356 | 3,922 | 3,516 |
| '11 WE | 2,730 | 3,408 | 3,330 | 3,382 | 3,804 | 4,138 | 4,826 | 4,726 | 4,298 | 4,188 | 3,378 | 2,920 |
| '12 WD | 3,342 | 3,456 | 3,302 |       |       |       |       |       |       |       |       |       |
| '12 WE | 2,840 | 3,356 | 3,128 |       |       |       |       |       |       |       |       |       |

Note: 'Weekday' defined as Monday-Friday, 'Weekend' defined as Saturday-Sunday

**Weekday/Weekend Monthly Average Daily Traffic ('08-'12)**



|         | Mar-08 | Mar-09 | Mar-10 | Mar-11 | Mar-12 |
|---------|--------|--------|--------|--------|--------|
| Weekday | 3,344  | 3,186  | 3,416  | 3,502  | 3,302  |
| Weekend | 3,120  | 3,174  | 3,258  | 3,330  | 3,128  |