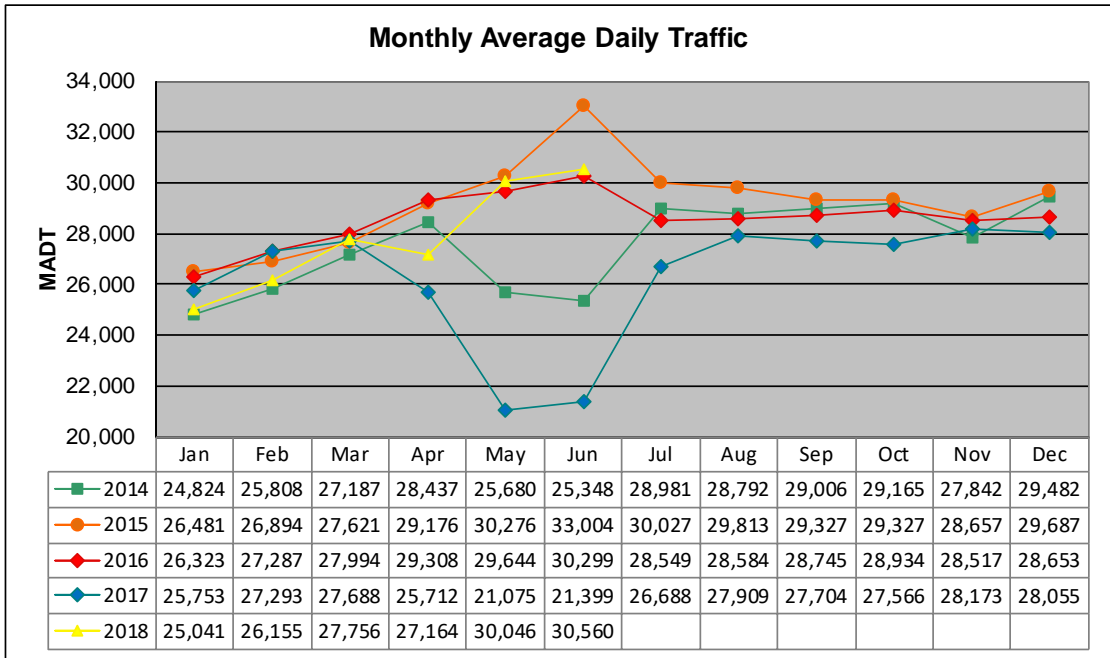


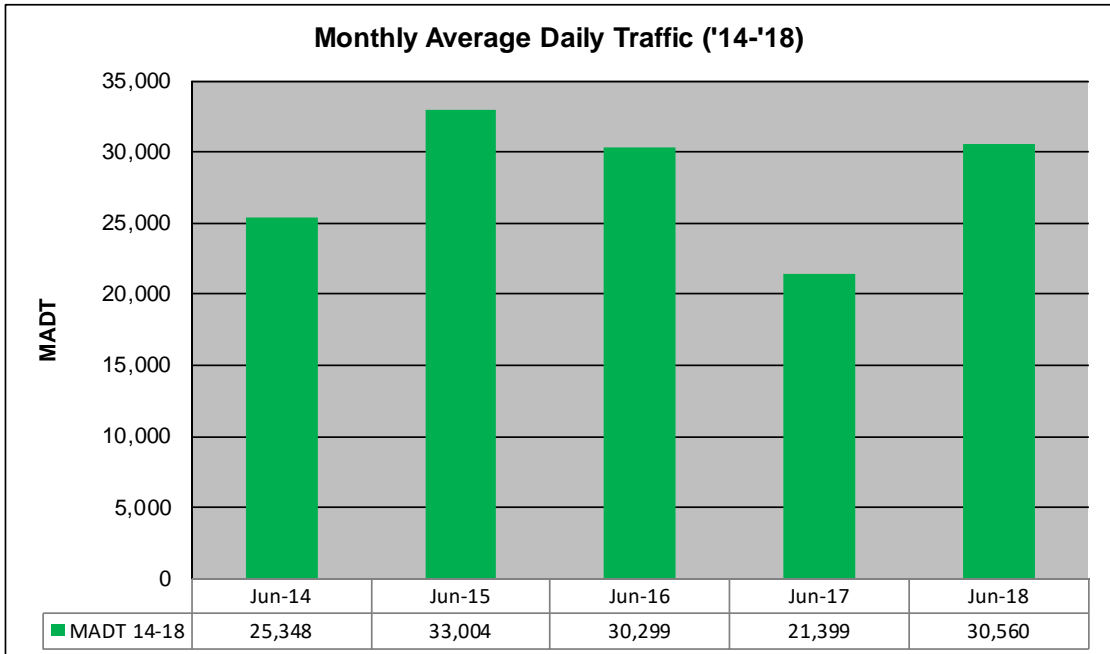
MONTHLY REPORT, STATION NO. 420 (ATR)

JUNE 2018

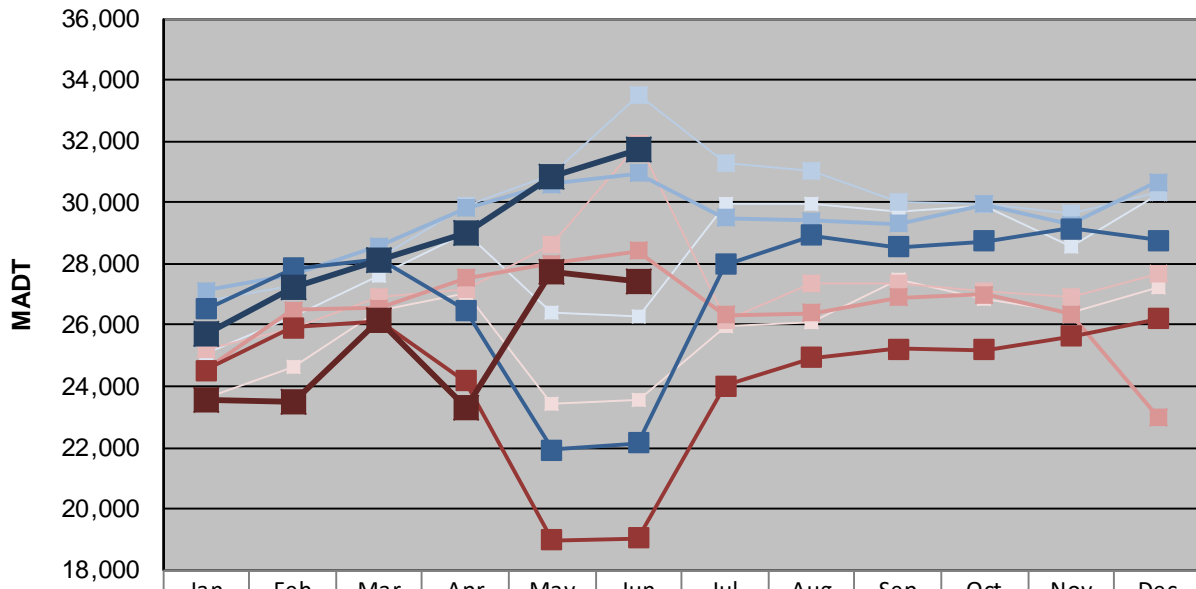
Station Measurement: VOLUME		
Route: CSAH 42	Route Direction: E/W	Lanes: 6
County: Dakota		Closest City: Burnsville
Functional Class: Urban Other Principal Arterial		
Location: W OF MSAS101 (PORTLAND AVE) IN BURNSVILLE		
Ref Post: 003+00.070	True Mile: 3.07	Sequence No. 9892
Volume: 916,796		MADT: 30,560
Weekday (M-F) MADT: 31,712		Weekend (Sa-Su) MADT: 27,440



Note: Decrease in traffic May/June 2014, and April to June 2017 due to construction on CSAH 42... Increase in traffic June 2015 due to detours



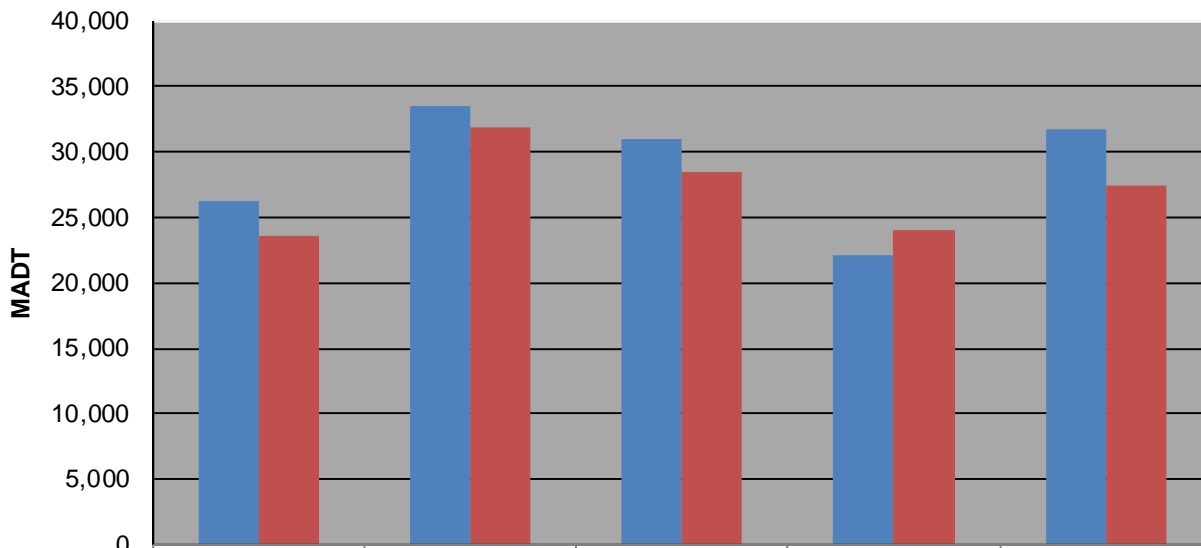
Weekday (WD)/Weekend (WE) Monthly Average Daily Traffic



	Jan	Feb	Mar	Apr	May	Jun	Jul	Aug	Sep	Oct	Nov	Dec
'14 WD	25,074	26,278	27,614	28,980	26,432	26,292	29,946	29,988	29,702	29,868	28,566	30,296
'14 WE	23,650	24,634	26,482	27,066	23,416	23,548	25,980	26,122	27,478	26,858	26,396	27,206
'15 WD	26,776	27,286	28,182	29,918	30,924	33,514	31,280	31,032	30,048	29,958	29,666	30,312
'15 WE	25,200	25,914	26,936	27,158	28,616	31,900	26,148	27,374	27,368	27,102	26,890	27,708
'16 WD	27,120	27,630	28,582	29,808	30,594	30,946	29,494	29,400	29,302	29,932	29,286	30,654
'16 WE	24,562	26,494	26,560	27,528	27,994	28,426	26,328	26,404	26,890	26,998	26,358	23,014
'17 WD	26,536	27,840	28,140	26,474	21,926	22,150	27,982	28,942	28,548	28,750	29,152	28,782
'17 WE	24,524	25,926	26,116	24,188	18,996	19,060	24,032	24,944	25,212	25,186	25,634	26,216
'18 WD	25,688	27,216	28,096	28,980	30,818	31,712						
'18 WE	23,586	23,506	26,154	23,324	27,734	27,440						

Note: 'Weekday' defined as Monday-Friday, 'Weekend' defined as Saturday-Sunday

Weekday/Weekend Monthly Average Daily Traffic ('14-'18)



	Jun-14	Jun-15	Jun-16	Jun-17	Jun-18
Weekday	26,292	33,514	30,946	22,150	31,712
Weekend	23,548	31,900	28,426	24,032	27,440