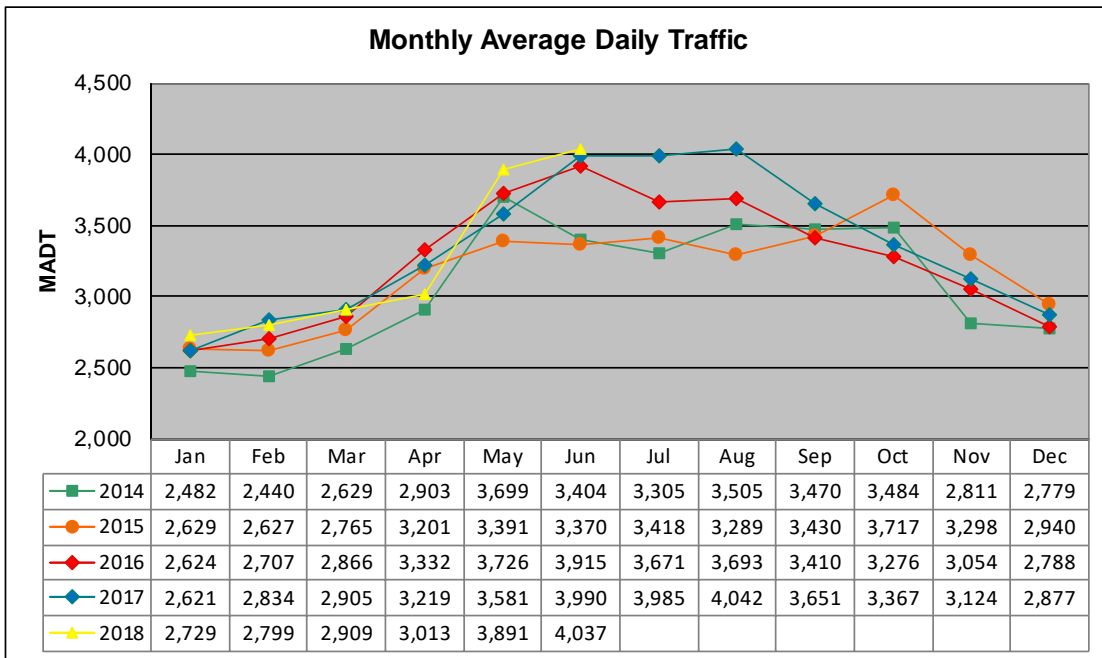


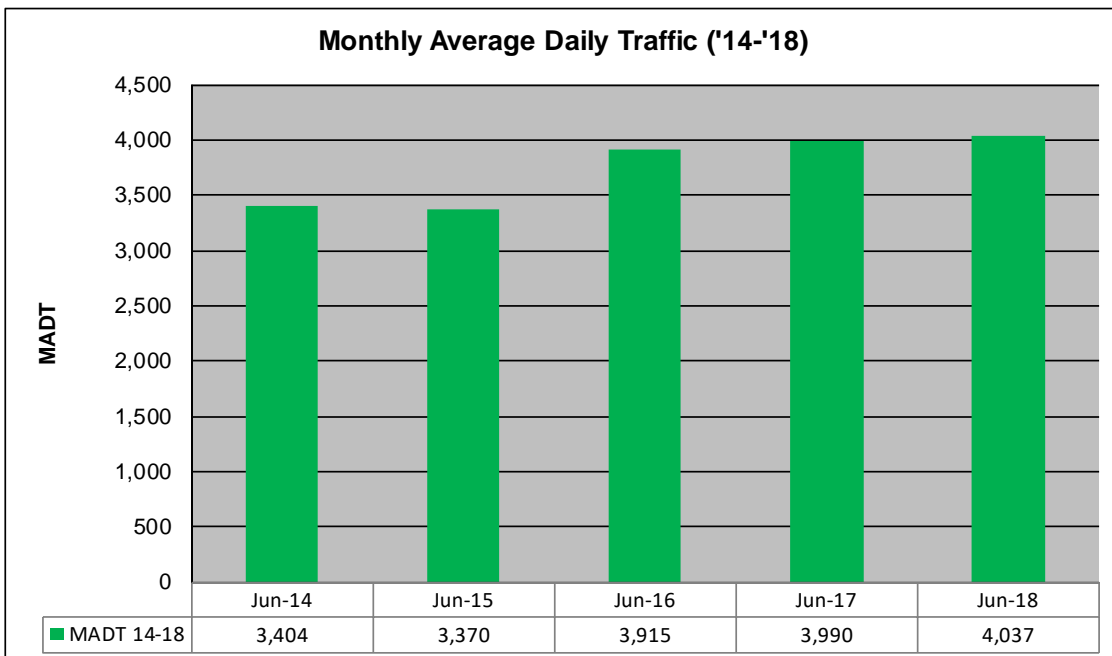
# MONTHLY REPORT, STATION NO. 410 (ATR)

## JUNE 2018

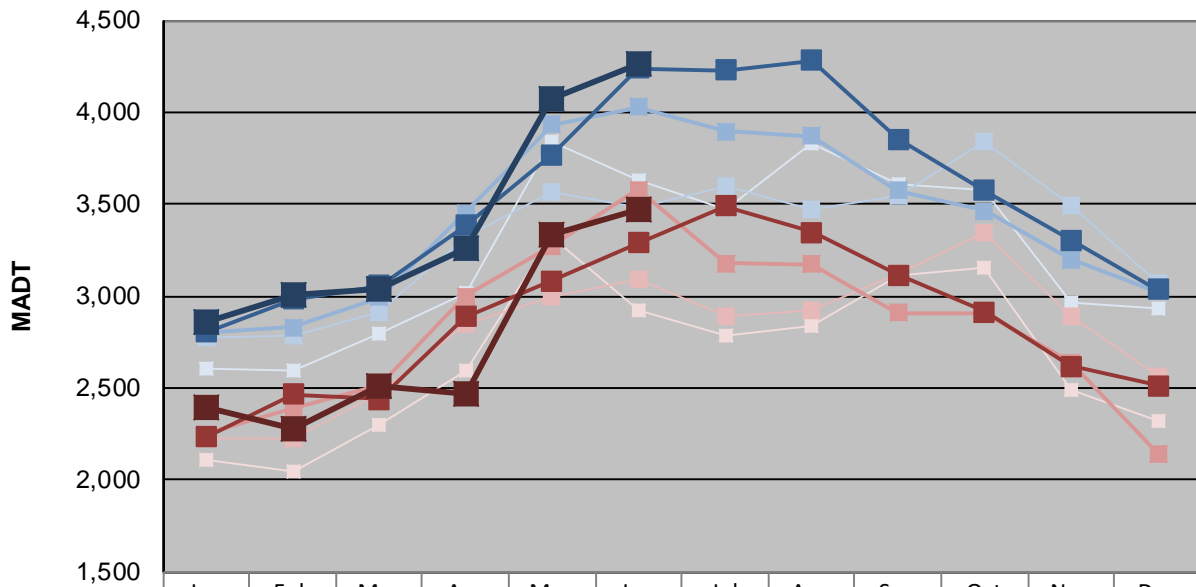
Station Measurement: VOLUME/SPEED/CLASS		
Route: CSAH 23	Route Direction: N/S	Lanes: 2
County: Scott	Closest City: Prior Lake	
Functional Class: Rural Minor Arterial		
Location: S OF CSAH68 (190TH ST E), S OF PRIOR LAKE		
Ref Post: 008+00.850	True Mile: 8.85	Sequence No. 9888
<b>Volume: 121,110</b>		<b>MADT: 4,037</b>
<b>Weekday (M-F) MADT: 4,262</b>		<b>Weekend (Sa-Su) MADT: 3,472</b>



Note: Increase in traffic May 2014 and October 2015 due to detours on TH 13



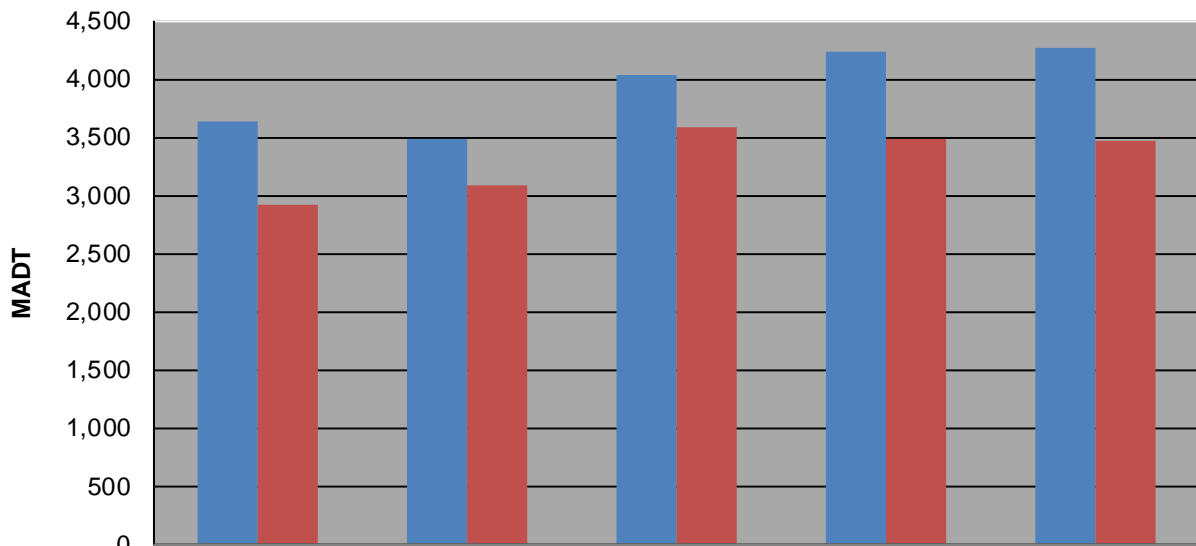
**Weekday (WD)/Weekend (WE) Monthly Average Daily Traffic**



	Jan	Feb	Mar	Apr	May	Jun	Jul	Aug	Sep	Oct	Nov	Dec
'14 WD	2,602	2,596	2,794	3,014	3,838	3,634	3,470	3,828	3,614	3,578	2,970	2,936
'14 WE	2,106	2,052	2,296	2,600	3,320	2,920	2,788	2,834	3,108	3,160	2,494	2,320
'15 WD	2,778	2,788	2,910	3,326	3,566	3,480	3,594	3,472	3,544	3,844	3,490	3,070
'15 WE	2,222	2,226	2,466	2,844	2,998	3,088	2,896	2,918	3,120	3,350	2,896	2,562
'16 WD	2,804	2,832	2,992	3,454	3,934	4,030	3,896	3,870	3,576	3,462	3,202	3,026
'16 WE	2,248	2,394	2,518	2,998	3,274	3,582	3,178	3,174	2,910	2,902	2,642	2,142
'17 WD	2,802	2,982	3,058	3,386	3,768	4,238	4,230	4,280	3,856	3,576	3,308	3,038
'17 WE	2,234	2,464	2,440	2,888	3,082	3,288	3,488	3,348	3,118	2,914	2,620	2,514
'18 WD	2,856	3,008	3,042	3,262	4,072	4,262						
'18 WE	2,400	2,276	2,514	2,464	3,338	3,472						

Note: 'Weekday' defined as Monday-Friday, 'Weekend' defined as Saturday-Sunday

**Weekday/Weekend Monthly Average Daily Traffic ('14-'18)**



	Jun-14	Jun-15	Jun-16	Jun-17	Jun-18
Weekday	3,634	3,480	4,030	4,238	4,262
Weekend	2,920	3,088	3,582	3,488	3,472