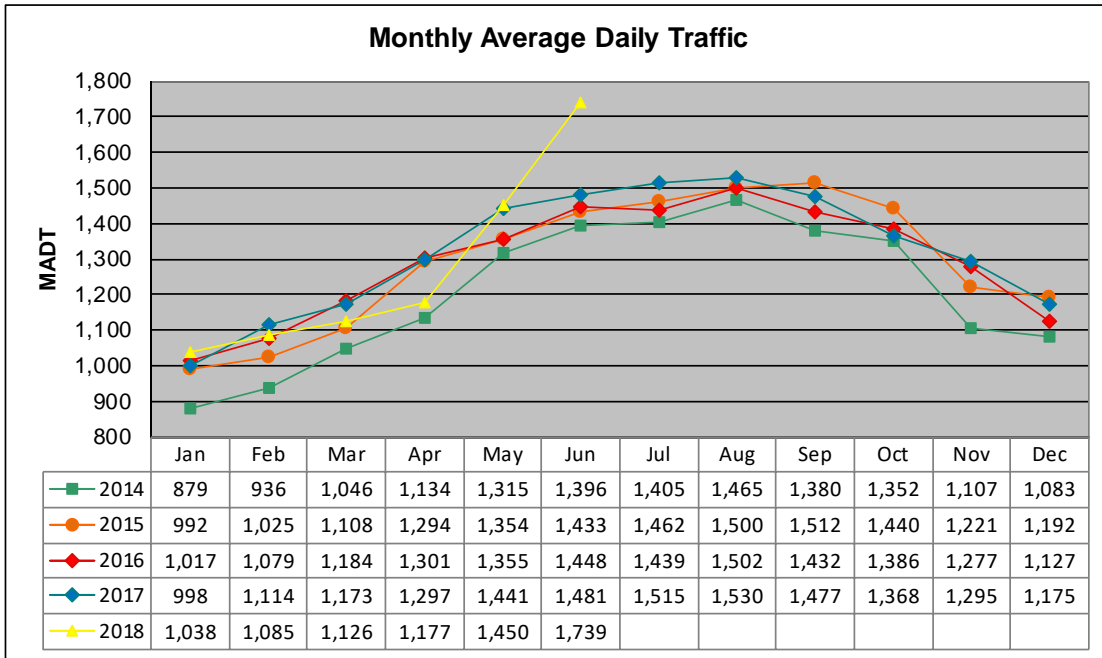


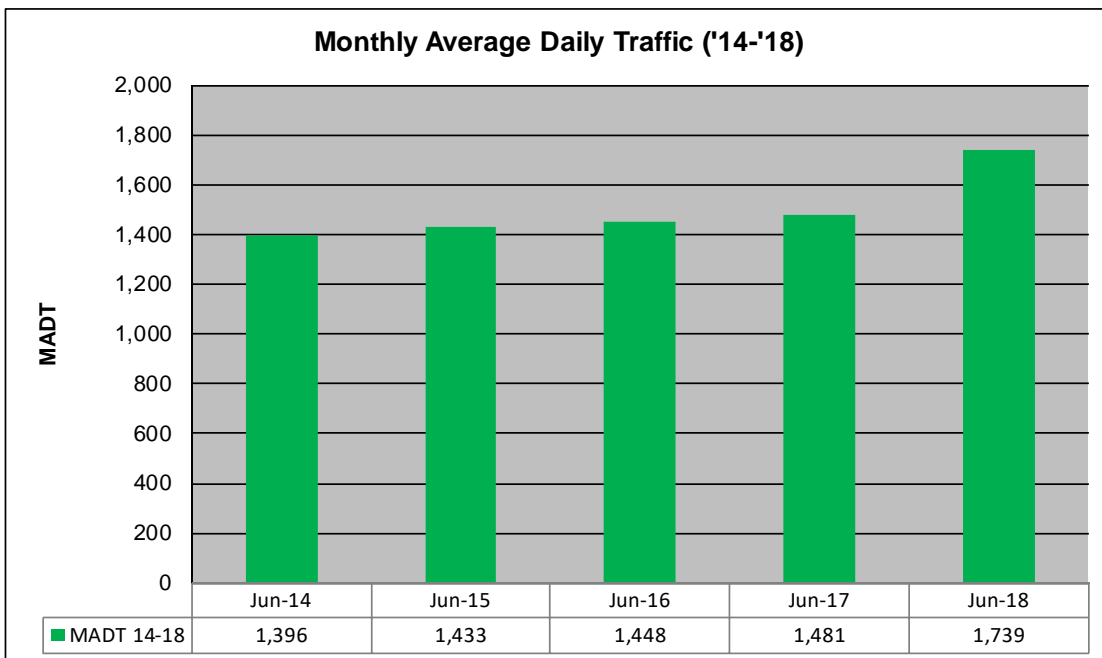
MONTHLY REPORT, STATION NO. 233 (ATR)

JUNE 2018

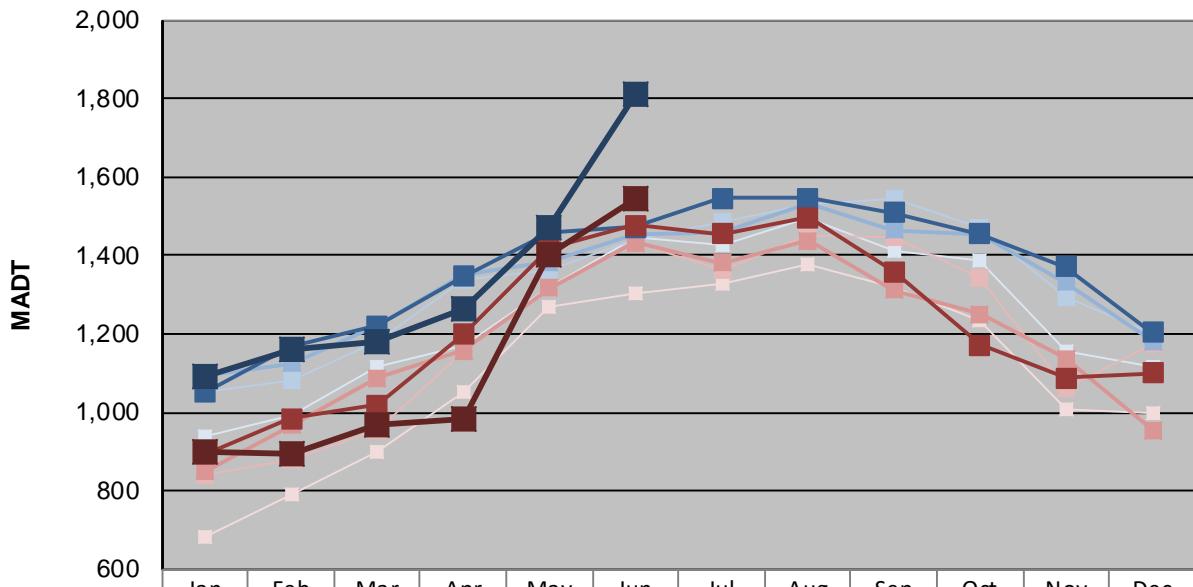
Station Measurement: VOLUME/SPEED/CLASS		
Route: CSAH 9	Route Direction: N/S	Lanes: 2
County: Sibley	Closest City: Arlington	
Functional Class: Rural Major Collector		
Location: .7 MI N OF 226TH ST, N OF ARLINGTON		
Ref Post: 014+00.025	True Mile: 14.025	Sequence No. 22510
Volume: 52,182		MADT: 1,739
Weekday (M-F) MADT: 1,810		Weekend (Sa-Su) MADT: 1,546



Note: Increase in traffic June 2018 due to detours



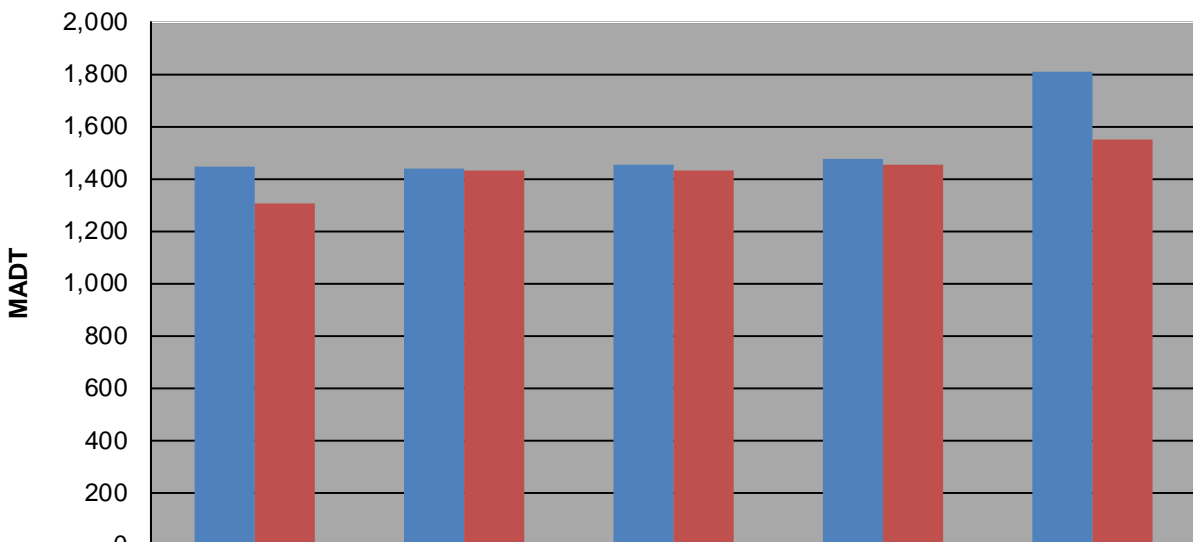
Weekday (WD)/Weekend (WE) Monthly Average Daily Traffic



	Jan	Feb	Mar	Apr	May	Jun	Jul	Aug	Sep	Oct	Nov	Dec
'14 WD	940	994	1,118	1,170	1,318	1,444	1,426	1,496	1,412	1,386	1,158	1,116
'14 WE	684	792	898	1,050	1,270	1,304	1,330	1,376	1,316	1,236	1,008	996
'15 WD	1,050	1,084	1,182	1,340	1,362	1,442	1,488	1,528	1,544	1,470	1,294	1,202
'15 WE	842	882	956	1,158	1,318	1,430	1,364	1,452	1,444	1,342	1,064	1,176
'16 WD	1,096	1,126	1,220	1,352	1,384	1,454	1,458	1,534	1,464	1,452	1,332	1,182
'16 WE	848	966	1,088	1,158	1,318	1,432	1,382	1,438	1,312	1,250	1,138	956
'17 WD	1,050	1,166	1,222	1,346	1,460	1,472	1,546	1,546	1,510	1,456	1,372	1,204
'17 WE	894	984	1,018	1,198	1,420	1,476	1,454	1,496	1,358	1,172	1,088	1,100
'18 WD	1,094	1,160	1,178	1,264	1,472	1,810						
'18 WE	898	896	970	984	1,402	1,546						

Note: 'Weekday' defined as Monday-Friday, 'Weekend' defined as Saturday-Sunday

Weekday/Weekend Monthly Average Daily Traffic ('14-'18)



	Jun-14	Jun-15	Jun-16	Jun-17	Jun-18
Weekday	1,444	1,442	1,454	1,472	1,810
Weekend	1,304	1,430	1,432	1,454	1,546