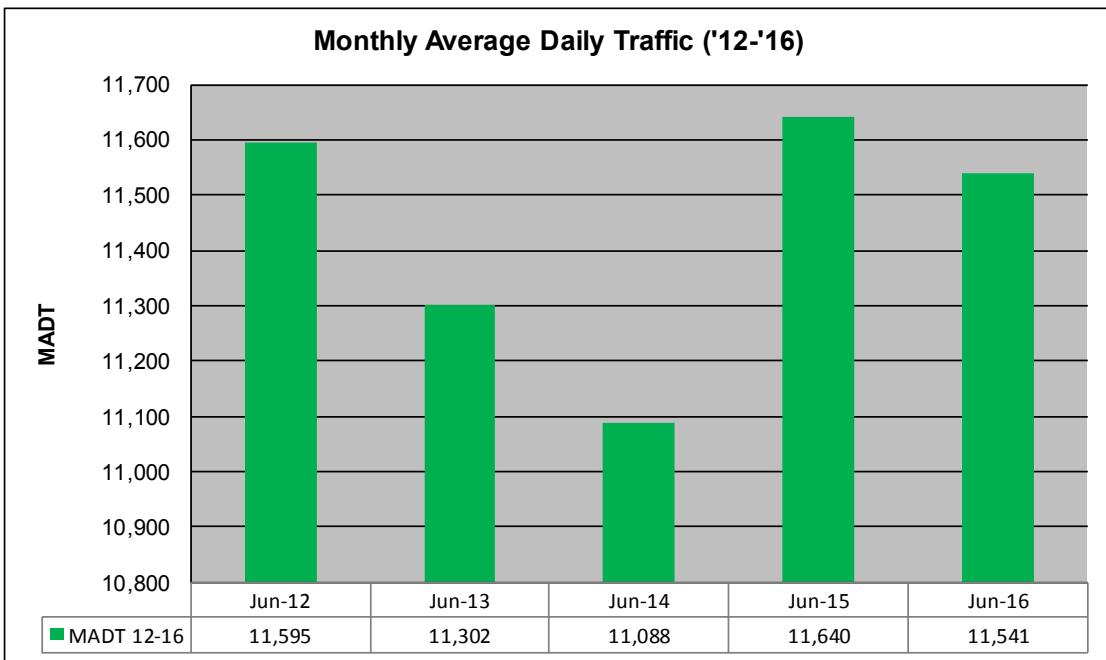
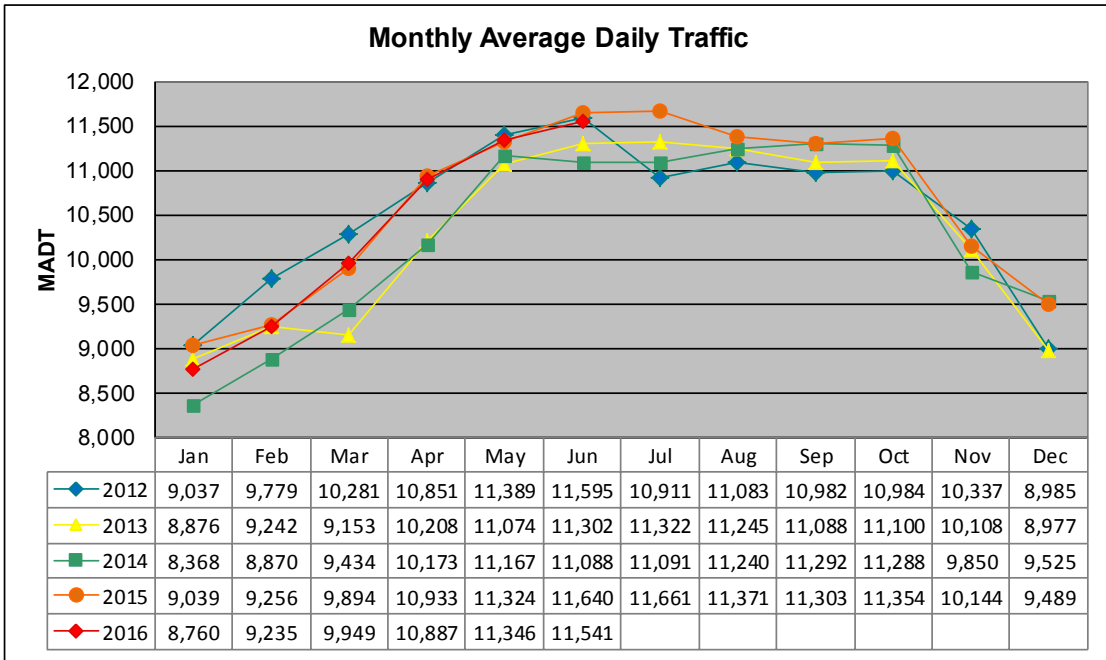


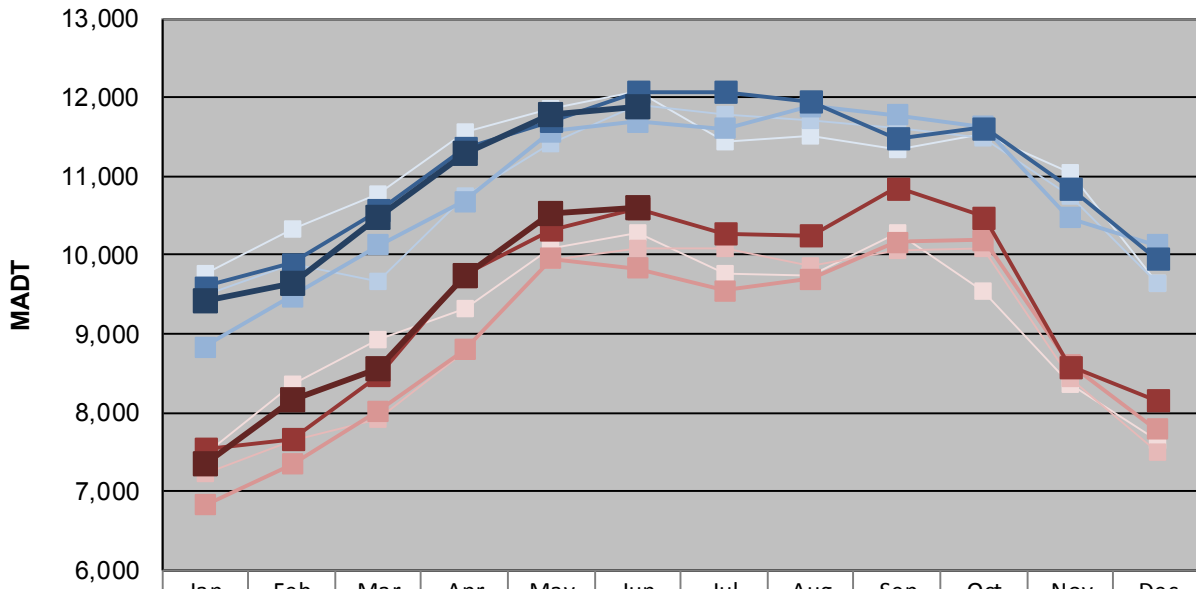
MONTHLY REPORT, STATION NO. 39 (WIM)

JUNE 2016

Station Measurement: VOLUME/SPEED/CLASS/WEIGHT		
Route: TH 43	Route Direction: E/W	Lanes: 2
County: Winona	Closest City: Winona	
Functional Class: Urban Other Principal Arterial		
Location: NE OF MSAS101 (2ND ST) IN WINONA		
Ref Post: 045+00.245	True Mile: 44.863	Sequence No. 6361
Volume: 346,218		MADT: 11,541
Weekday (M-F) MADT: 11,872		Weekend (Sa-Su) MADT: 10,608



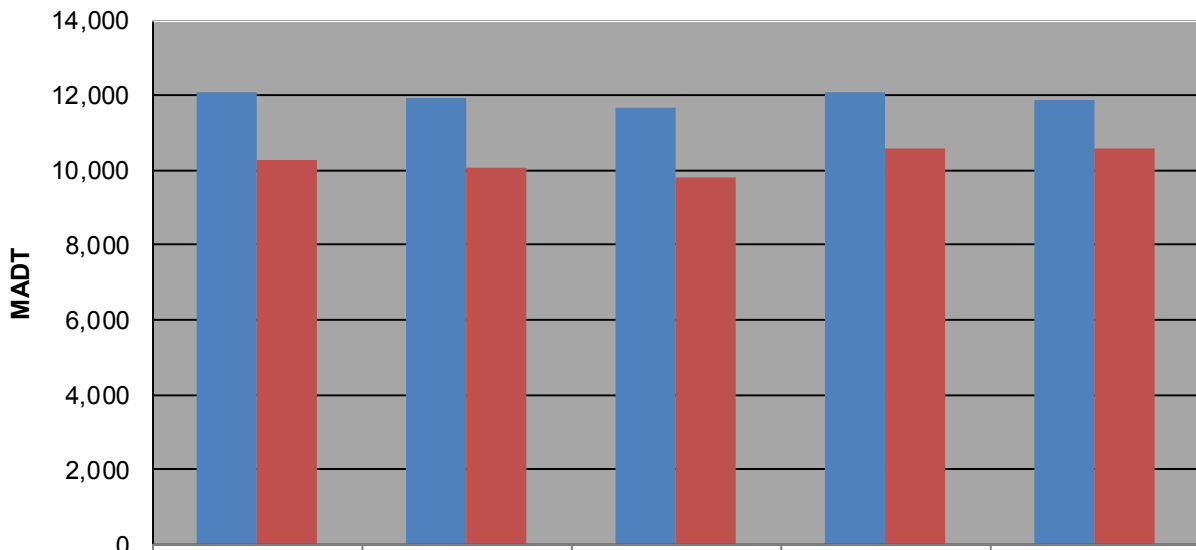
Weekday (WD)/Weekend (WE) Monthly Average Daily Traffic



	Jan	Feb	Mar	Apr	May	Jun	Jul	Aug	Sep	Oct	Nov	Dec
'12 WD	9,756	10,330	10,774	11,560	11,866	12,072	11,426	11,504	11,340	11,542	11,036	9,642
'12 WE	7,478	8,352	8,918	9,330	10,092	10,270	9,774	9,730	10,270	9,542	8,368	7,646
'13 WD	9,486	9,884	9,674	10,754	11,420	11,916	11,778	11,712	11,616	11,488	10,754	9,648
'13 WE	7,230	7,638	7,914	8,770	9,930	10,076	10,076	9,856	10,052	10,074	8,434	7,496
'14 WD	8,838	9,480	10,126	10,680	11,562	11,694	11,606	11,892	11,772	11,624	10,468	10,128
'14 WE	6,826	7,346	8,024	8,794	9,948	9,830	9,552	9,694	10,162	10,184	8,614	7,786
'15 WD	9,596	9,896	10,564	11,354	11,704	12,078	12,078	11,946	11,486	11,622	10,856	9,950
'15 WE	7,538	7,658	8,472	9,748	10,324	10,590	10,276	10,246	10,854	10,486	8,588	8,154
'16 WD	9,416	9,650	10,466	11,286	11,778	11,872						
'16 WE	7,360	8,166	8,564	9,728	10,532	10,608						

Note: 'Weekday' defined as Monday-Friday, 'Weekend' defined as Saturday-Sunday

Weekday/Weekend Monthly Average Daily Traffic ('12-'16)



	Jun-12	Jun-13	Jun-14	Jun-15	Jun-16
Weekday	12,072	11,916	11,694	12,078	11,872
Weekend	10,270	10,076	9,830	10,590	10,608