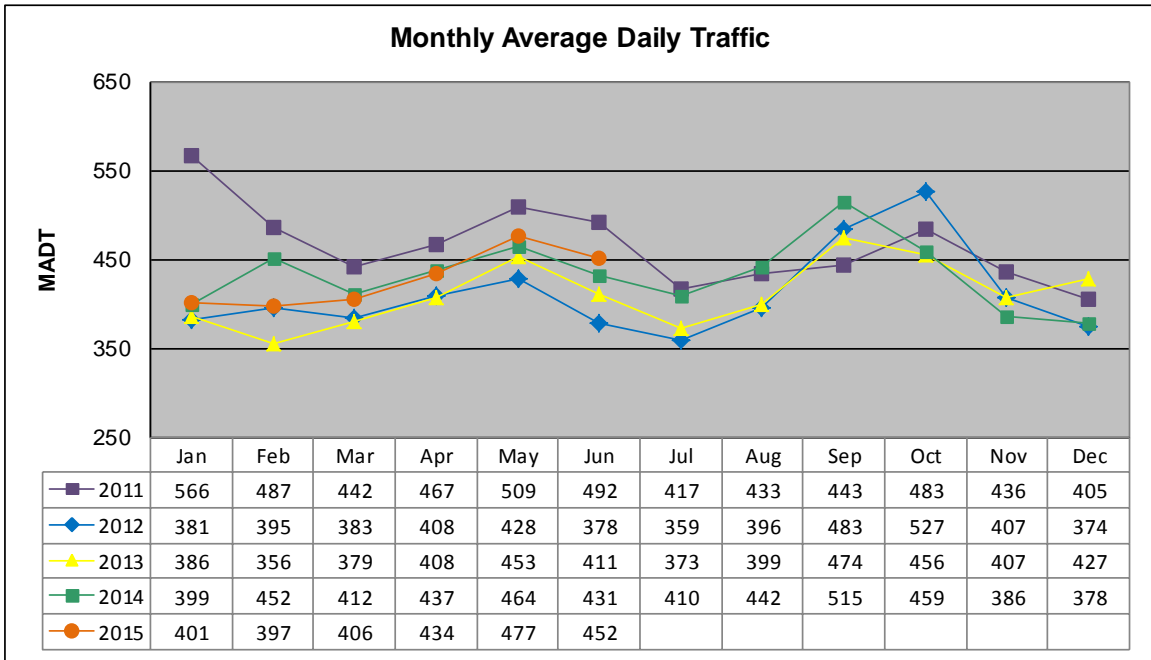


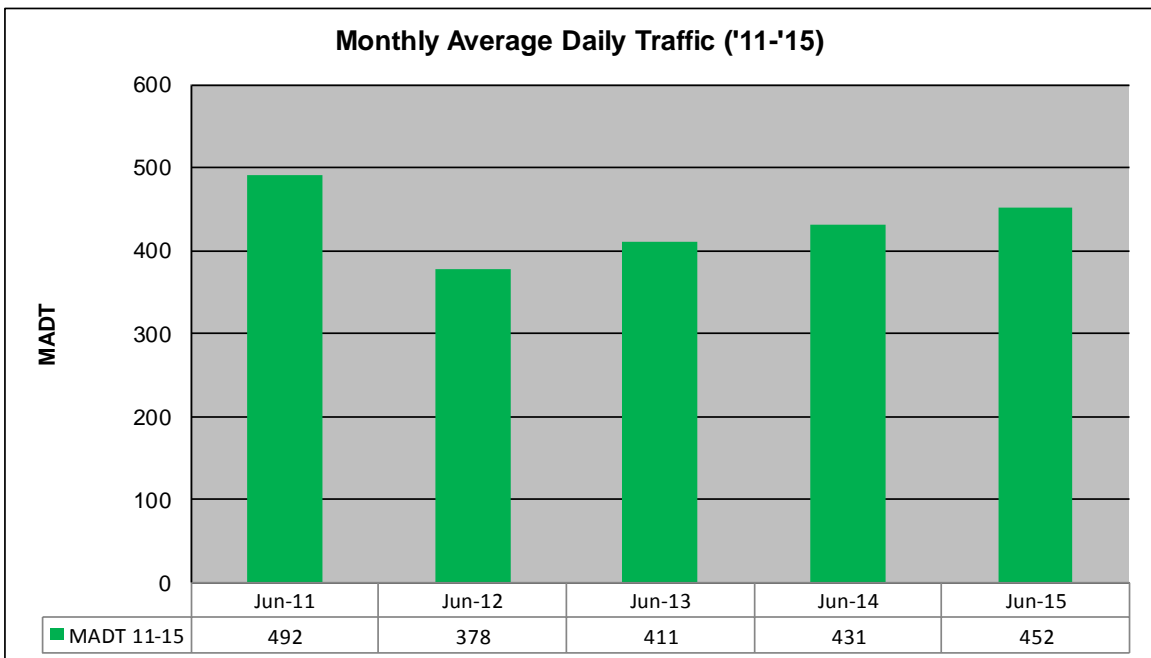
MONTHLY REPORT, STATION NO. 8 (ATR)

JUNE 2015

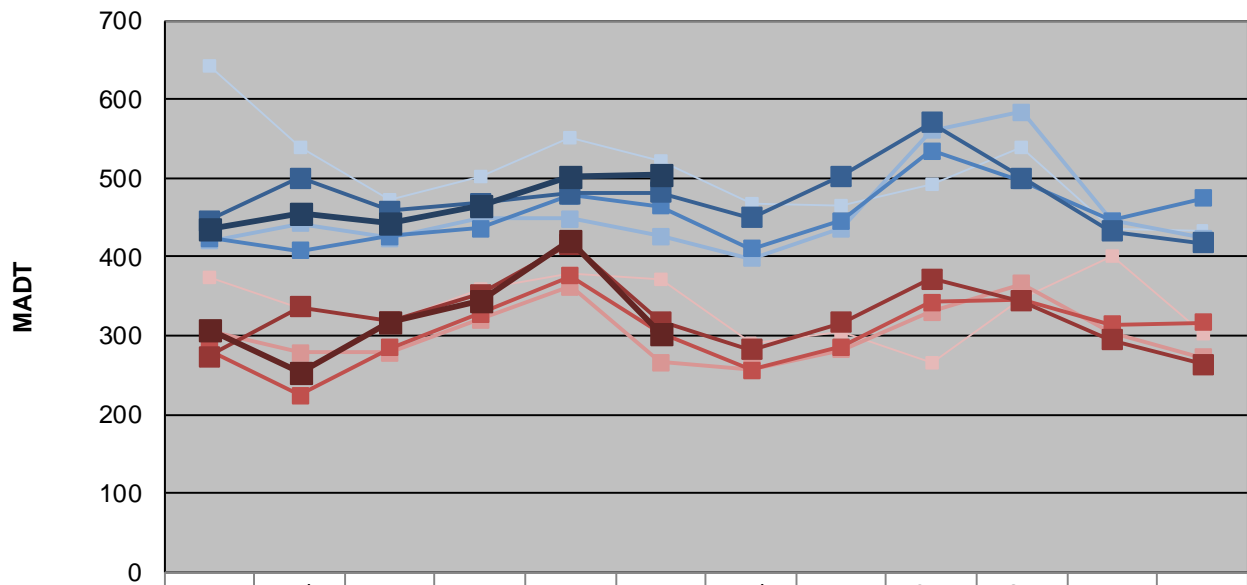
Station Measurement: VOLUME/SPEED/CLASS		
Route: CSAH 50	Route Direction: E/W	Lanes: 2
County: Norman	Closest City: Halstad	
Functional Class: Rural Local		
Location: E OF TH75 (BRANDT ST) IN HALSTAD		
Ref Post: 000+00.070	True Mile: 0.07	Sequence No. 9806
Volume: 13,548		MADT: 452
Weekday (M-F) MADT: 504		Weekend (Sa-Su) MADT: 302



Note: Decrease in traffic September 2011 due to construction on TH 75



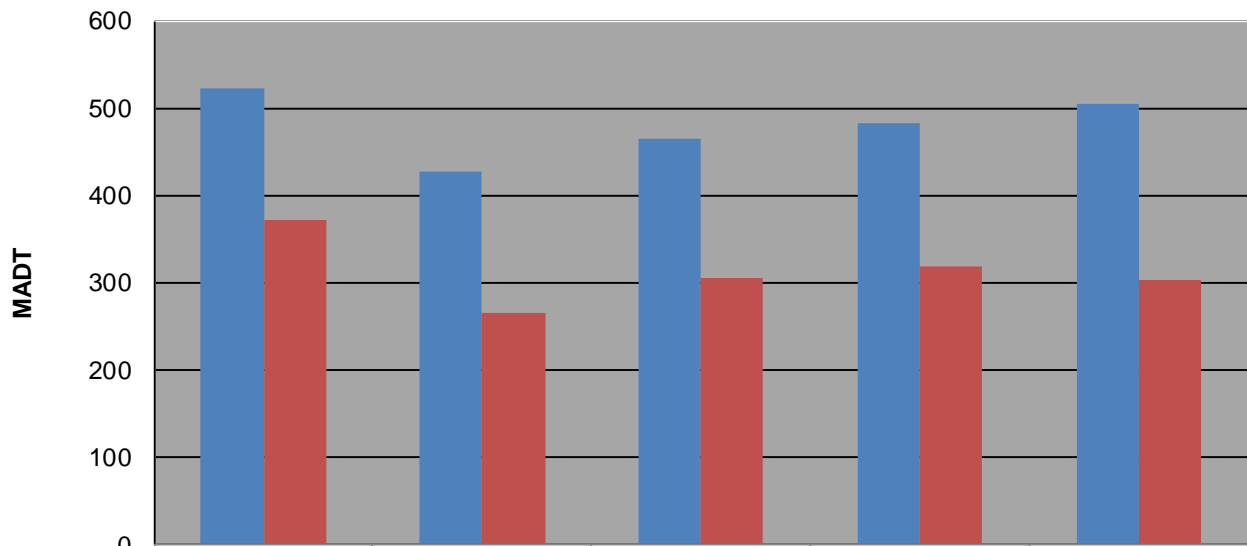
Weekday (WD)/Weekend (WE) Monthly Average Daily Traffic



	Jan	Feb	Mar	Apr	May	Jun	Jul	Aug	Sep	Oct	Nov	Dec
'11 WD	642	538	472	502	552	522	468	466	492	538	436	434
'11 WE	374	334	318	360	378	372	290	304	266	348	402	302
'12 WD	420	442	424	448	448	426	398	436	560	584	446	424
'12 WE	306	278	278	320	362	266	258	282	330	366	304	272
'13 WD	424	408	426	436	478	464	410	446	534	496	446	474
'13 WE	282	224	284	328	376	304	256	286	342	346	314	316
'14 WD	446	500	458	468	480	482	450	502	570	500	432	418
'14 WE	274	336	318	352	416	318	282	316	372	344	294	264
'15 WD	436	454	444	464	502	504						
'15 WE	308	254	318	344	420	302						

Note: 'Weekday' defined as Monday-Friday, 'Weekend' defined as Saturday-Sunday

Weekday/Weekend Monthly Average Daily Traffic ('11-'15)



	Jun-11	Jun-12	Jun-13	Jun-14	Jun-15
Weekday	522	426	464	482	504
Weekend	372	266	304	318	302