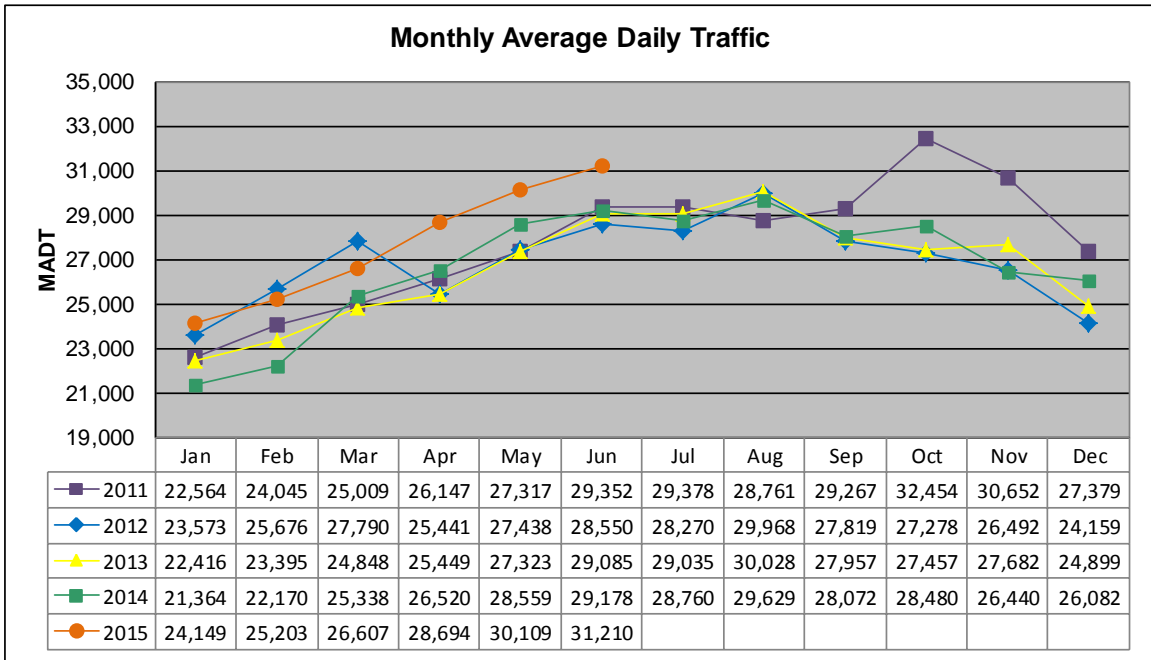


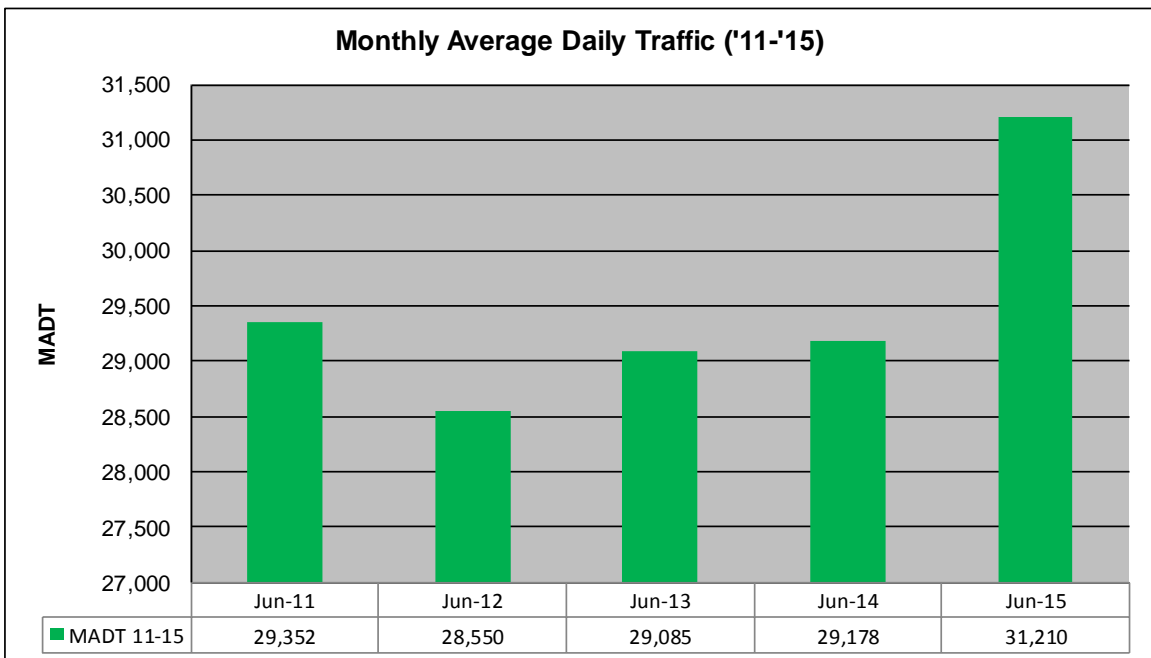
# MONTHLY REPORT, STATION NO. 32 (WIM)

## JUNE 2015

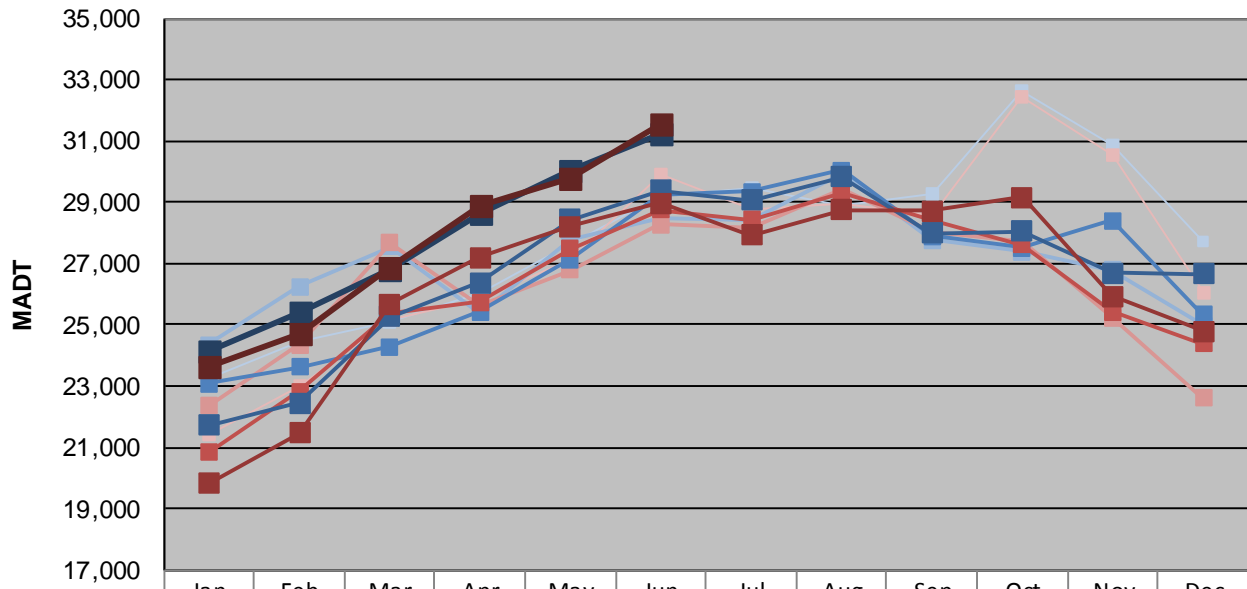
|  |                       |                                     |
|--|-----------------------|-------------------------------------|
| Station Measurement: VOLUME/SPEED/CLASS                  |                       |                                     |
| Route: TH 52   | Route Direction: N/S  | Lanes: 4                            |
| County: Olmsted  | Closest City: Oronoco |                                     |
| Functional Class: Rural Principal Arterial - Other       |                       |                                     |
| Location: .25 MI N OF CSAH12 (100TH ST NW), S OF ORONOCO |                       |                                     |
| Ref Post: 066+00.000                                     | True Mile: 65.344     | Sequence No. 67740                  |
| <b>Volume: 936,314</b>                                   |                       | <b>MADT: 31,210</b>                 |
| <b>Weekday (M-F) MADT: 31,266</b>                        |                       | <b>Weekend (Sa-Su) MADT: 31,548</b> |



Note: Volume data reported as ATR 188 from 2011-2012



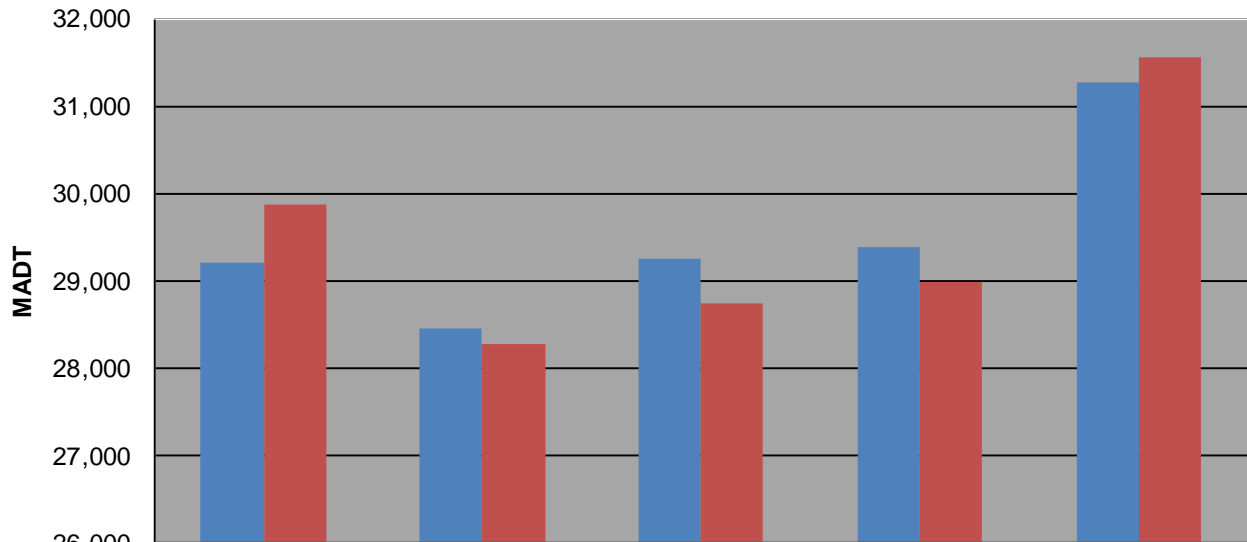
### Weekday (WD)/Weekend (WE) Monthly Average Daily Traffic



|        | Jan    | Feb    | Mar    | Apr    | May    | Jun    | Jul    | Aug    | Sep    | Oct    | Nov    | Dec    |
|--------|--------|--------|--------|--------|--------|--------|--------|--------|--------|--------|--------|--------|
| '11 WD | 23,234 | 24,474 | 25,084 | 26,060 | 27,626 | 29,196 | 29,440 | 28,924 | 29,274 | 32,602 | 30,862 | 27,704 |
| '11 WE | 21,430 | 22,976 | 25,184 | 25,878 | 27,100 | 29,878 | 28,796 | 28,982 | 28,580 | 32,418 | 30,516 | 26,058 |
| '12 WD | 24,342 | 26,264 | 27,536 | 25,404 | 27,774 | 28,452 | 28,394 | 29,968 | 27,768 | 27,384 | 26,774 | 24,994 |
| '12 WE | 22,346 | 24,352 | 27,666 | 25,614 | 26,792 | 28,276 | 28,164 | 29,460 | 28,040 | 27,726 | 25,226 | 22,604 |
| '13 WD | 23,074 | 23,618 | 24,288 | 25,430 | 27,142 | 29,256 | 29,338 | 30,052 | 27,896 | 27,530 | 28,412 | 25,322 |
| '13 WE | 20,842 | 22,836 | 25,392 | 25,736 | 27,494 | 28,744 | 28,450 | 29,336 | 28,408 | 27,626 | 25,428 | 24,388 |
| '14 WD | 21,706 | 22,448 | 25,264 | 26,382 | 28,432 | 29,384 | 29,064 | 29,830 | 28,006 | 28,052 | 26,694 | 26,664 |
| '14 WE | 19,818 | 21,478 | 25,690 | 27,198 | 28,210 | 28,974 | 27,920 | 28,740 | 28,716 | 29,176 | 25,932 | 24,792 |
| '15 WD | 24,128 | 25,396 | 26,818 | 28,668 | 30,016 | 31,266 |        |        |        |        |        |        |
| '15 WE | 23,634 | 24,720 | 26,848 | 28,896 | 29,790 | 31,548 |        |        |        |        |        |        |

Note: 'Weekday' defined as Monday-Friday, 'Weekend' defined as Saturday-Sunday

### Weekday/Weekend Monthly Average Daily Traffic ('11-'15)



|         | Jun-11 | Jun-12 | Jun-13 | Jun-14 | Jun-15 |
|---------|--------|--------|--------|--------|--------|
| Weekday | 29,196 | 28,452 | 29,256 | 29,384 | 31,266 |
| Weekend | 29,878 | 28,276 | 28,744 | 28,974 | 31,548 |