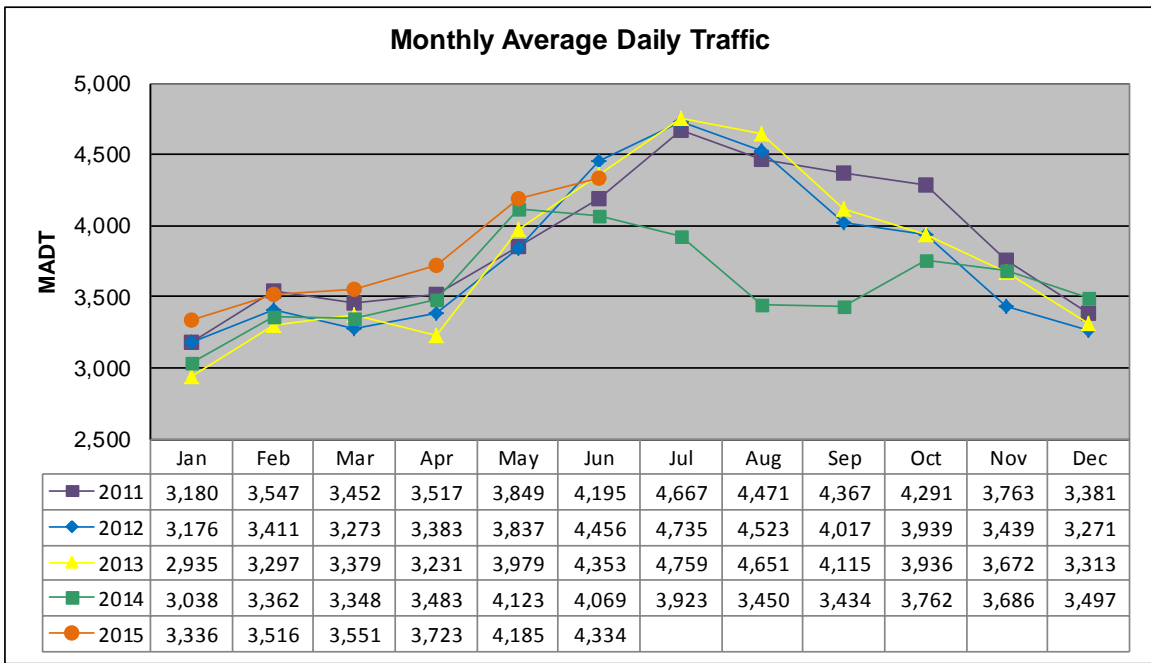


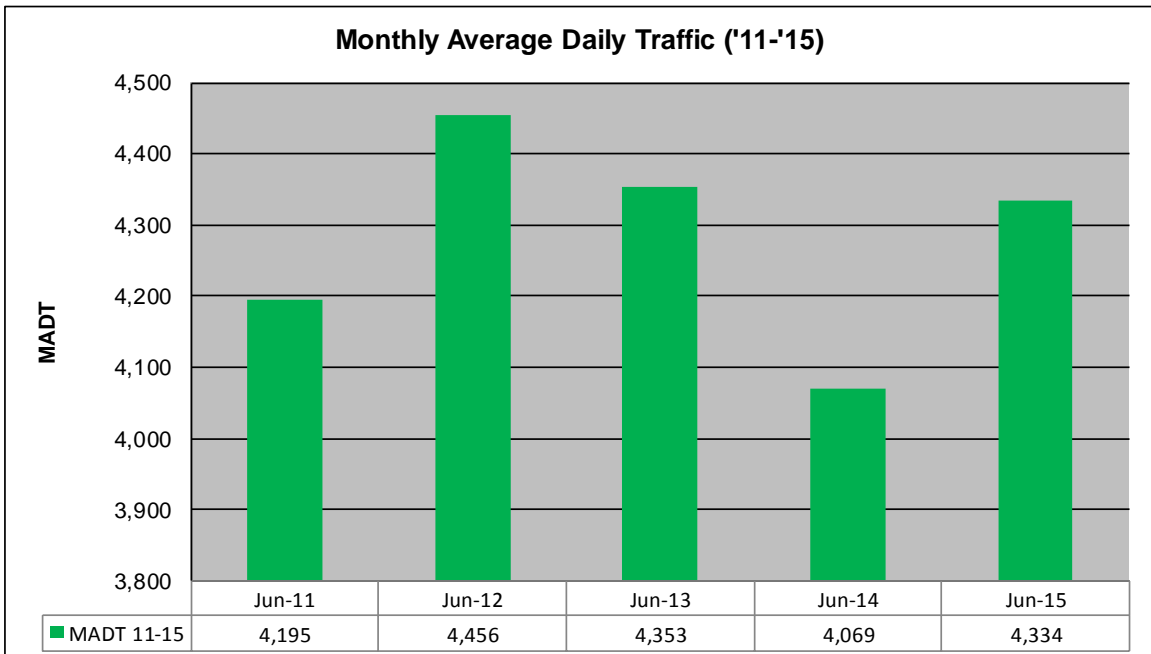
MONTHLY REPORT, STATION NO. 170 (ATR)

JUNE 2015

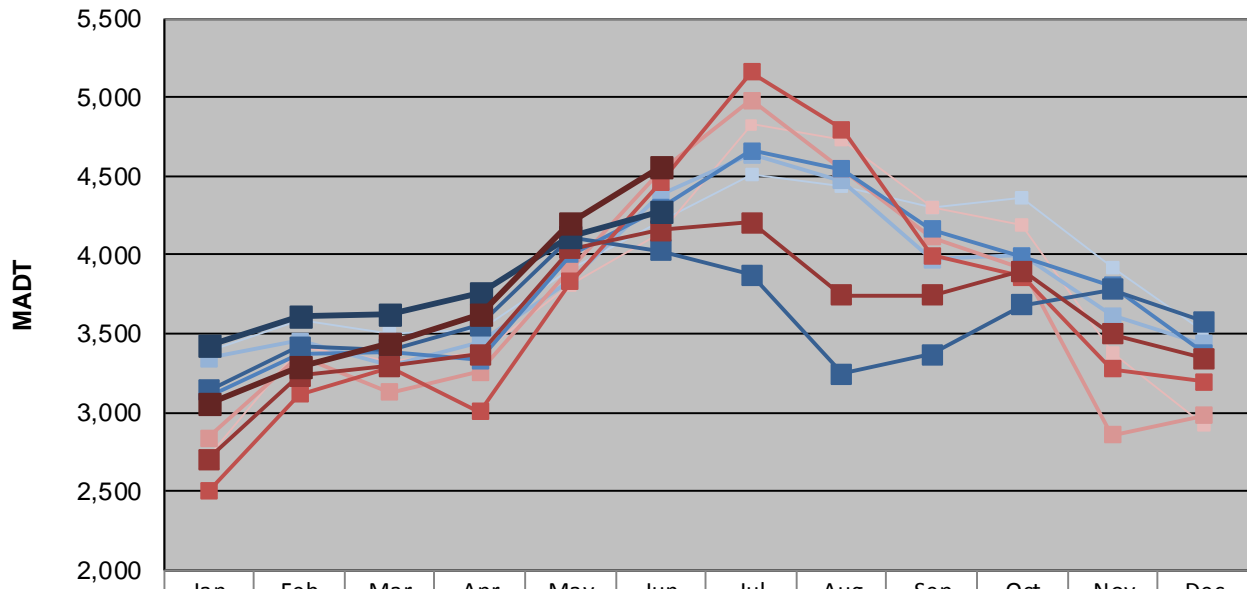
Station Measurement: VOLUME		
Route: TH 2	Route Direction: E/W	Lanes: 4
County: Clearwater		Closest City: Bagley
Functional Class: Rural Principal Arterial - Other		
Location: W OF CSAH20, W OF BAGLEY		
Ref Post: 083+00.956	True Mile: 83.397	Sequence No. 6725
Volume: 130,029		MADT: 4,334
Weekday (M-F) MADT: 4,280		Weekend (Sa-Su) MADT: 4,554



Note: Increase in traffic October 2011 due to hunting openers... decrease in traffic June to September 2014 due to construction on TH 2



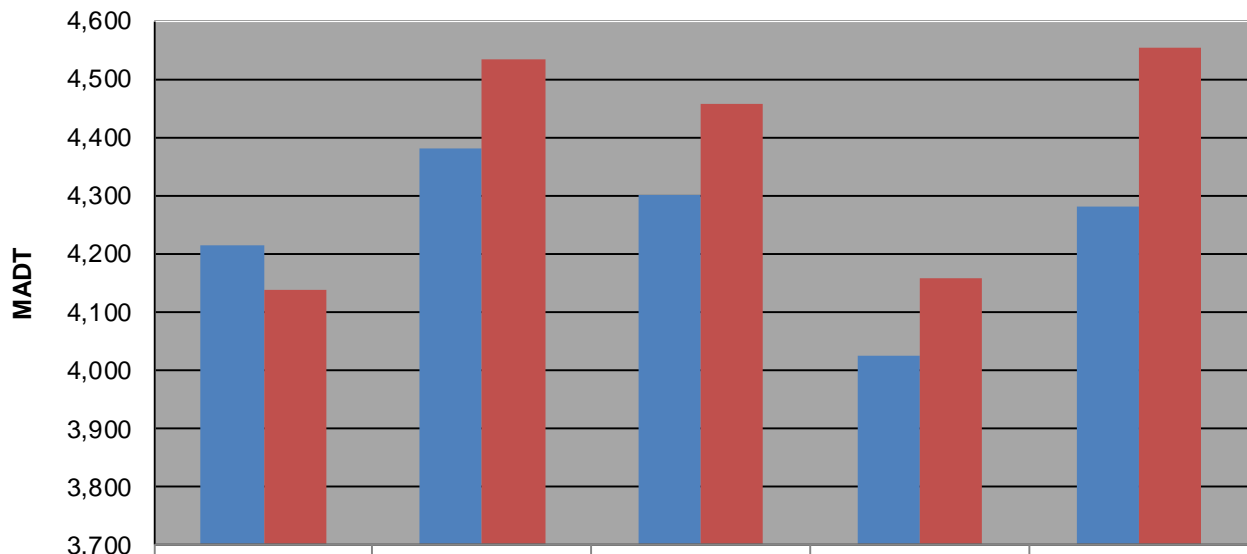
Weekday (WD)/Weekend (WE) Monthly Average Daily Traffic



	Jan	Feb	Mar	Apr	May	Jun	Jul	Aug	Sep	Oct	Nov	Dec
'11 WD	3,392	3,592	3,502	3,524	3,902	4,214	4,508	4,430	4,304	4,356	3,922	3,516
'11 WE	2,730	3,408	3,330	3,382	3,804	4,138	4,826	4,726	4,298	4,188	3,378	2,920
'12 WD	3,342	3,456	3,302	3,448	3,844	4,380	4,636	4,472	3,972	3,998	3,614	3,434
'12 WE	2,840	3,356	3,128	3,254	3,912	4,534	4,980	4,544	4,110	3,916	2,856	2,980
'13 WD	3,096	3,370	3,380	3,332	4,004	4,300	4,658	4,544	4,162	3,988	3,802	3,382
'13 WE	2,502	3,118	3,286	3,004	3,832	4,458	5,160	4,796	3,998	3,862	3,276	3,196
'14 WD	3,142	3,414	3,396	3,554	4,114	4,024	3,870	3,246	3,370	3,684	3,782	3,574
'14 WE	2,704	3,234	3,292	3,366	4,040	4,158	4,202	3,744	3,742	3,898	3,494	3,344
'15 WD	3,426	3,606	3,626	3,764	4,120	4,280						
'15 WE	3,052	3,294	3,434	3,624	4,200	4,554						

Note: 'Weekday' defined as Monday-Friday, 'Weekend' defined as Saturday-Sunday

Weekday/Weekend Monthly Average Daily Traffic ('11-'15)



	Jun-11	Jun-12	Jun-13	Jun-14	Jun-15
Weekday	4,214	4,380	4,300	4,024	4,280
Weekend	4,138	4,534	4,458	4,158	4,554