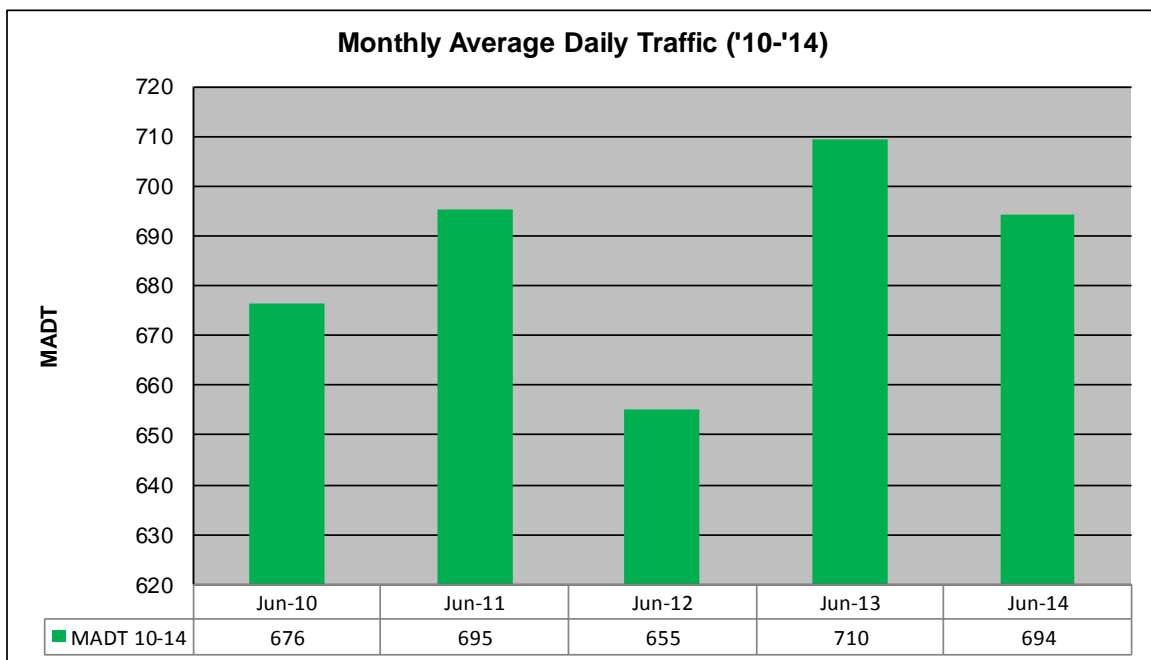
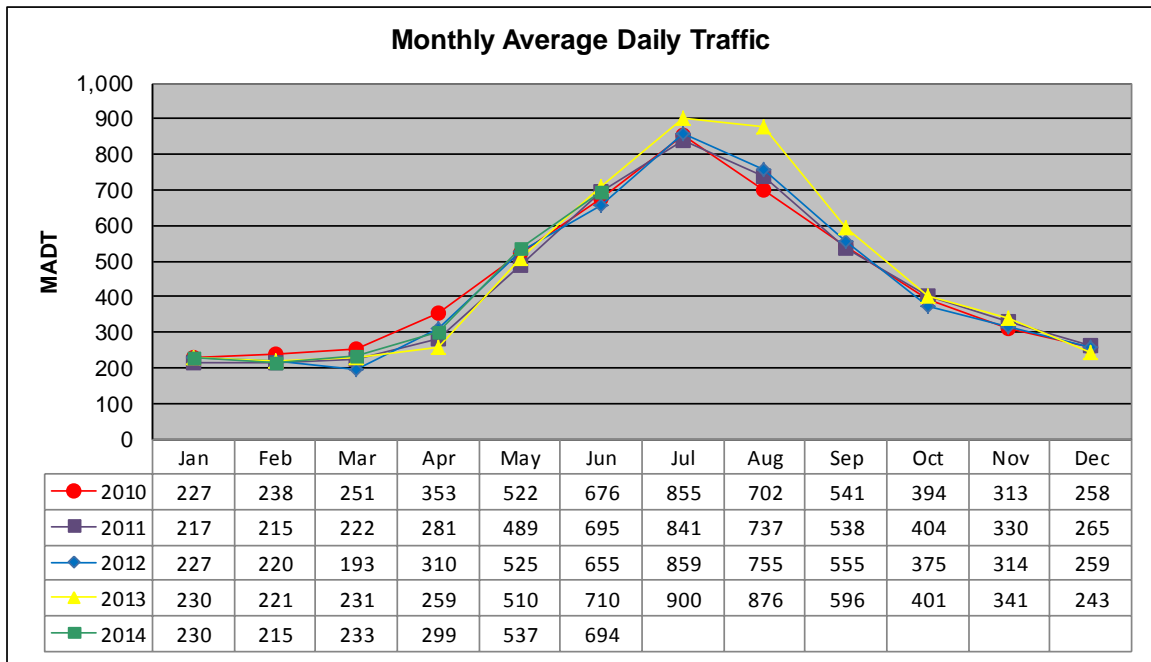


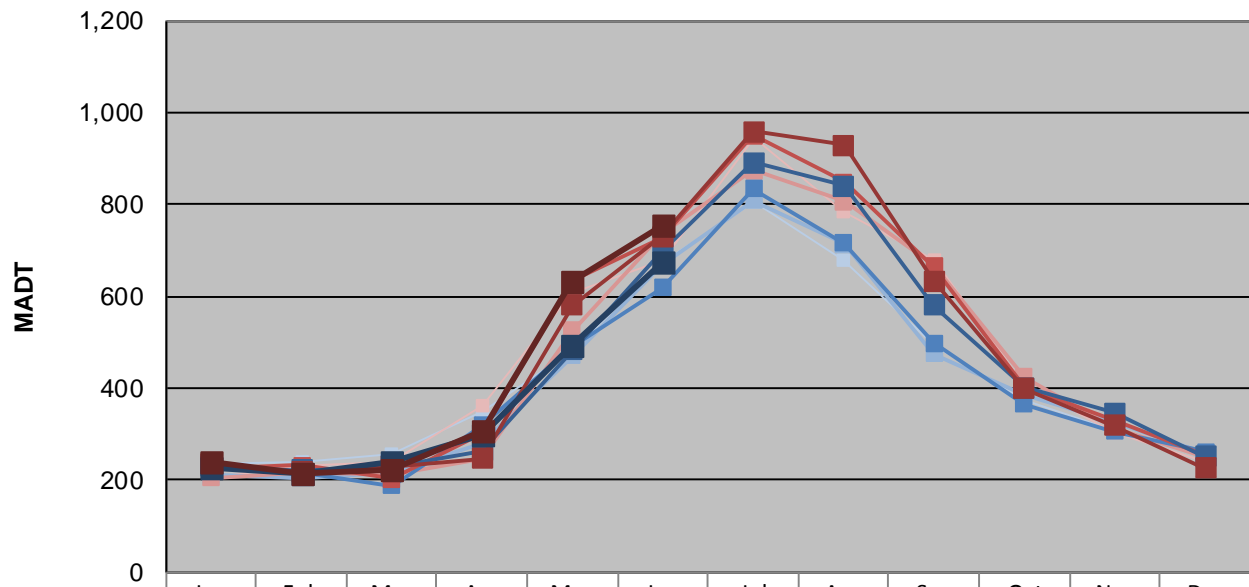
MONTHLY REPORT, STATION NO. 51 (ATR)

JUNE 2014

| | | |
|---|---------------------------|----------------------------------|
| Station Measurement: VOLUME/SPEED/CLASS | | |
| Route: CSAH 40 | Route Direction: E/W | Lanes: 2 |
| County: Hubbard | Closest City: Park Rapids | |
| Functional Class: Rural Major Collector | | |
| Location: E OF TH71, N OF PARK RAPIDS | | |
| Ref Post: 000+00.130 | True Mile: 0.13 | Sequence No. 9815 |
| Volume: 20,828 | | MADT: 694 |
| Weekday (M-F) MADT: 674 | | Weekend (Sa-Su) MADT: 754 |



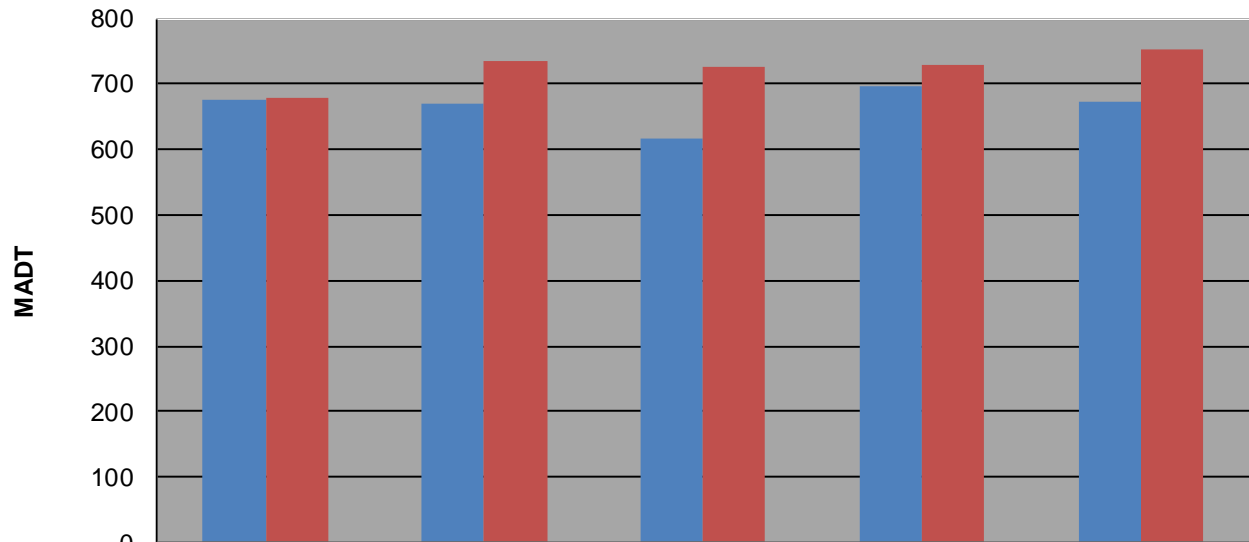
Weekday (WD)/Weekend (WE) Monthly Average Daily Traffic



| | Jan | Feb | Mar | Apr | May | Jun | Jul | Aug | Sep | Oct | Nov | Dec |
|--------|-----|-----|-----|-----|-----|-----|-----|-----|-----|-----|-----|-----|
| '10 WD | 236 | 240 | 256 | 348 | 482 | 676 | 806 | 678 | 494 | 374 | 308 | 254 |
| '10 WE | 208 | 232 | 238 | 362 | 606 | 680 | 946 | 784 | 680 | 408 | 304 | 238 |
| '11 WD | 212 | 204 | 216 | 282 | 470 | 670 | 808 | 714 | 476 | 384 | 328 | 258 |
| '11 WE | 204 | 218 | 212 | 248 | 526 | 736 | 874 | 806 | 668 | 424 | 314 | 250 |
| '12 WD | 230 | 216 | 188 | 318 | 492 | 618 | 834 | 716 | 498 | 366 | 306 | 262 |
| '12 WE | 224 | 232 | 202 | 300 | 634 | 726 | 950 | 848 | 666 | 404 | 330 | 254 |
| '13 WD | 230 | 222 | 230 | 264 | 484 | 698 | 892 | 840 | 580 | 402 | 346 | 252 |
| '13 WE | 234 | 218 | 230 | 248 | 580 | 730 | 958 | 928 | 634 | 400 | 320 | 226 |
| '14 WD | 226 | 216 | 238 | 298 | 492 | 674 | | | | | | |
| '14 WE | 240 | 216 | 224 | 306 | 634 | 754 | | | | | | |

Note: 'Weekday' defined as Monday-Friday, 'Weekend' defined as Saturday-Sunday

Weekday/Weekend Monthly Average Daily Traffic ('10-'14)



| | Jun-10 | Jun-11 | Jun-12 | Jun-13 | Jun-14 |
|---------|--------|--------|--------|--------|--------|
| Weekday | 676 | 670 | 618 | 698 | 674 |
| Weekend | 680 | 736 | 726 | 730 | 754 |