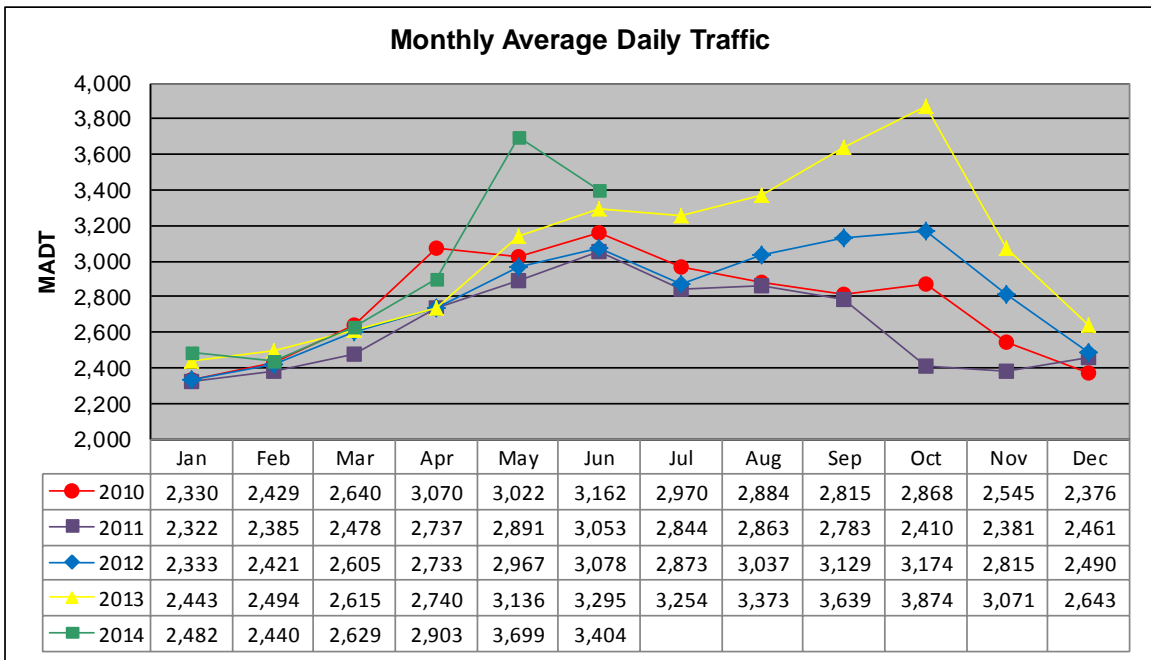


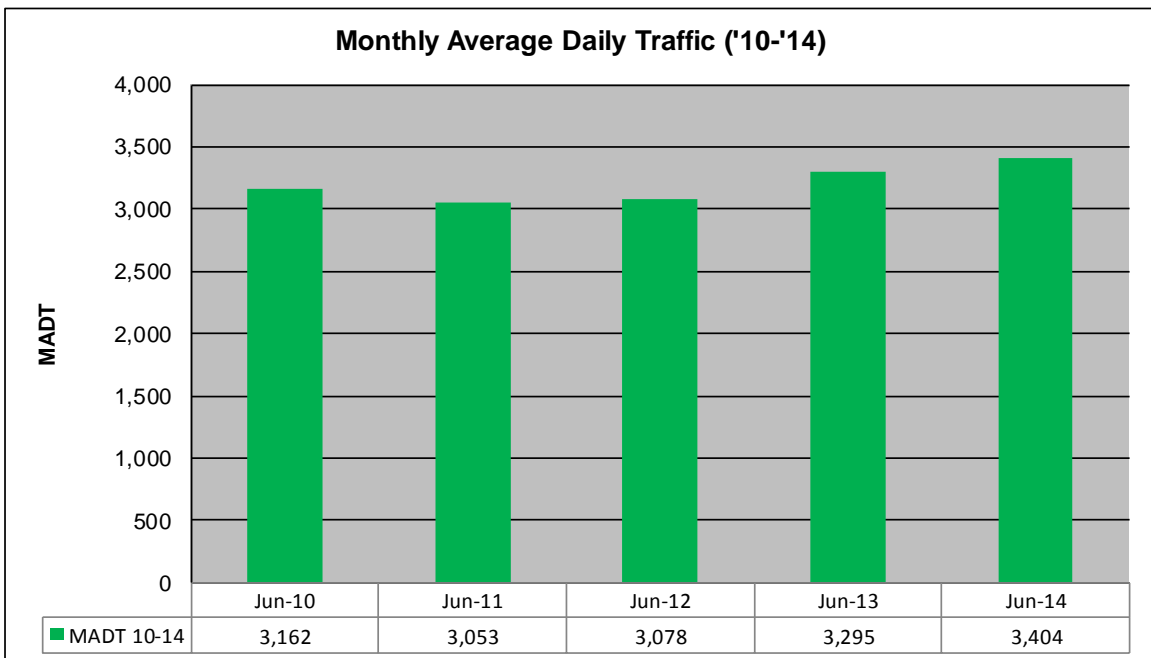
MONTHLY REPORT, STATION NO. 410 (ATR)

JUNE 2014

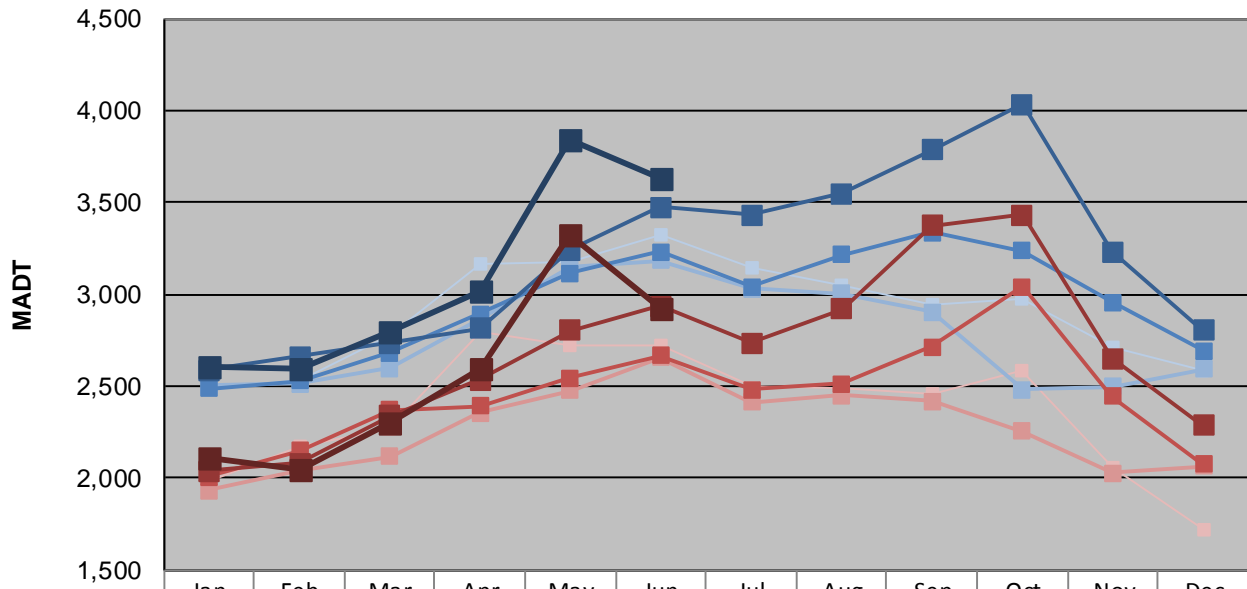
Station Measurement: VOLUME/SPEED/CLASS		
Route: CSAH 23	Route Direction: N/S	Lanes: 2
County: Scott	Closest City: Prior Lake	
Functional Class: Rural Minor Arterial		
Location: S OF CSAH68 (190TH ST E), S OF PRIOR LAKE		
Ref Post: 008+00.850	True Mile: 8.85	Sequence No. 9888
Volume: 102,122		MADT: 3,404
Weekday (M-F) MADT: 3,634		Weekend (Sa-Su) MADT: 2,920



Note: Increase in traffic September/October 2012, August to October 2013, and May 2014 due to detour from TH 13



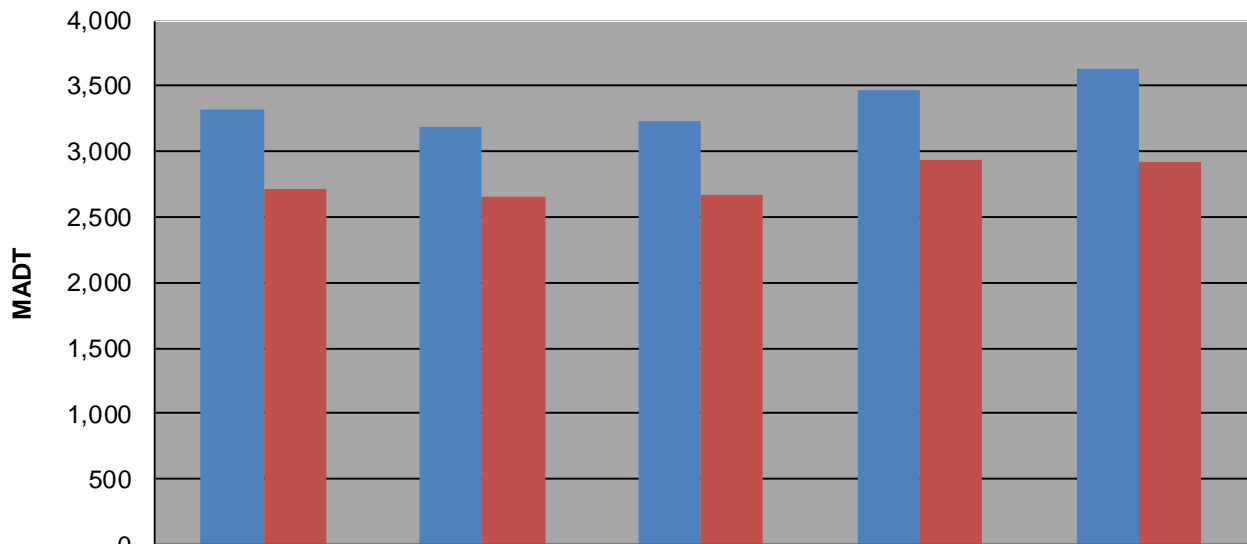
Weekday (WD)/Weekend (WE) Monthly Average Daily Traffic



	Jan	Feb	Mar	Apr	May	Jun	Jul	Aug	Sep	Oct	Nov	Dec
'10 WD	2,494	2,532	2,772	3,166	3,180	3,322	3,146	3,054	2,944	2,980	2,714	2,586
'10 WE	1,986	2,172	2,268	2,796	2,718	2,720	2,498	2,492	2,458	2,590	2,062	1,720
'11 WD	2,502	2,512	2,596	2,870	3,146	3,184	3,032	3,002	2,902	2,480	2,496	2,592
'11 WE	1,934	2,040	2,118	2,356	2,478	2,654	2,412	2,448	2,418	2,254	2,028	2,064
'12 WD	2,486	2,528	2,684	2,896	3,114	3,232	3,040	3,214	3,336	3,238	2,956	2,692
'12 WE	2,008	2,148	2,370	2,390	2,546	2,668	2,484	2,516	2,716	3,040	2,444	2,078
'13 WD	2,588	2,660	2,734	2,816	3,240	3,474	3,434	3,546	3,788	4,034	3,230	2,802
'13 WE	2,038	2,080	2,342	2,534	2,802	2,936	2,736	2,920	3,374	3,430	2,652	2,286
'14 WD	2,602	2,596	2,794	3,014	3,838	3,634						
'14 WE	2,106	2,052	2,296	2,600	3,320	2,920						

Note: 'Weekday' defined as Monday-Friday, 'Weekend' defined as Saturday-Sunday

Weekday/Weekend Monthly Average Daily Traffic ('10-'14)



	Jun-10	Jun-11	Jun-12	Jun-13	Jun-14
Weekday	3,322	3,184	3,232	3,474	3,634
Weekend	2,720	2,654	2,668	2,936	2,920