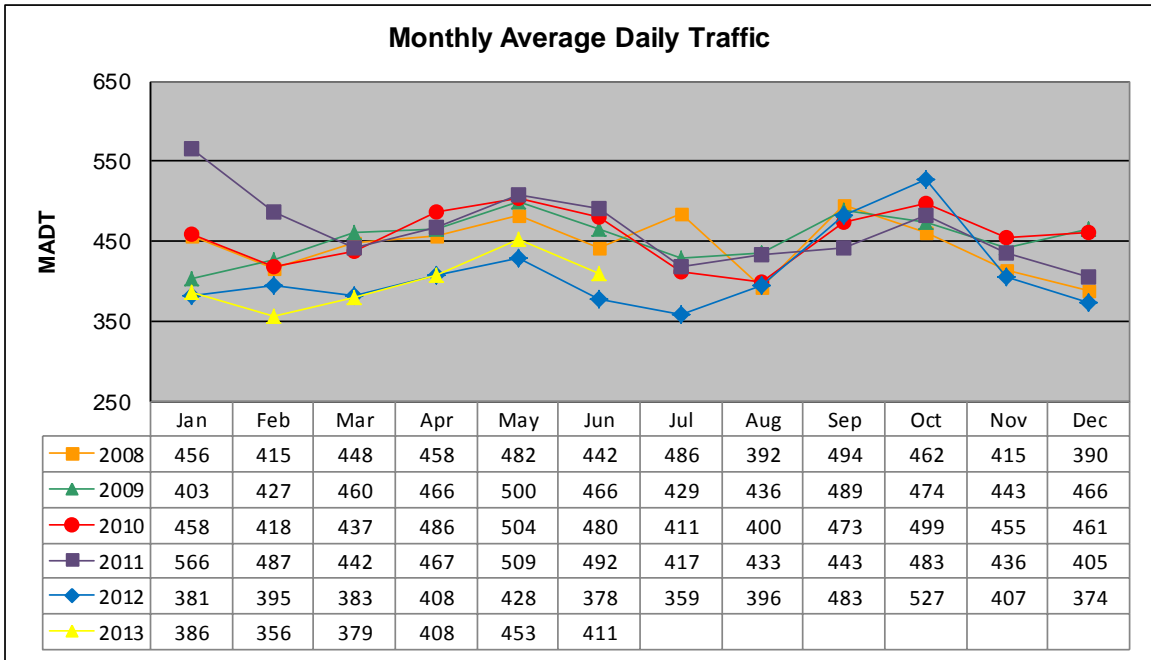


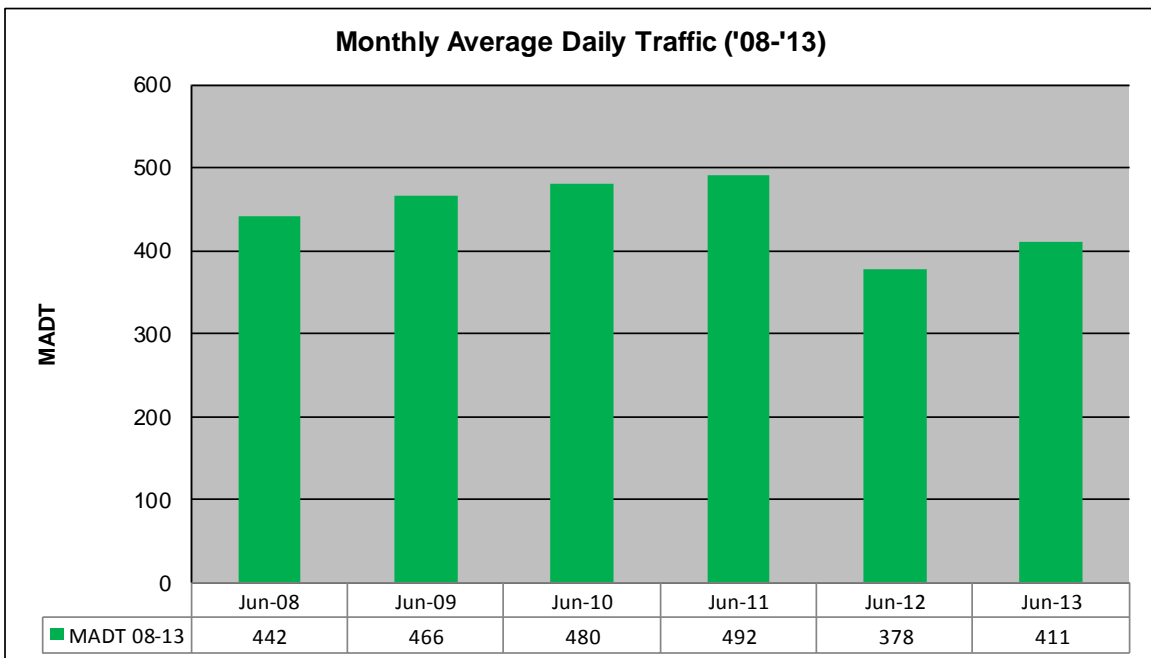
# MONTHLY REPORT, STATION NO. 8 (ATR)

## JUNE 2013

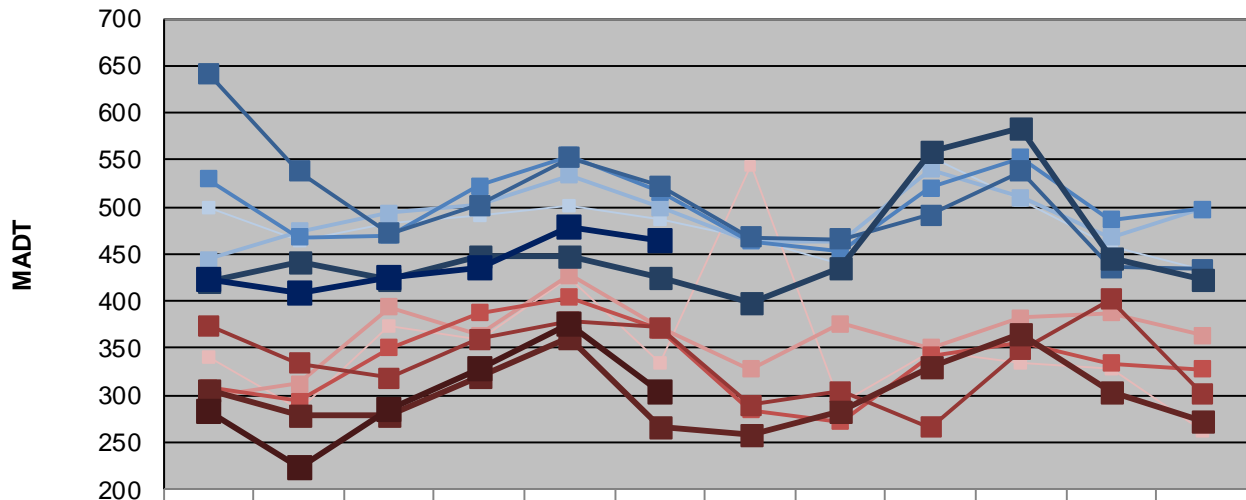
Station Measurement: VOLUME/SPEED/CLASS		
Route: CSAH 50	Route Direction: E/W	Lanes: 2
County: Norman	Closest City: Halstad	
Functional Class: Rural Local		
Location: E OF TH75 (BRANDT ST) IN HALSTAD		
Ref Post: 000+00.070	True Mile: 0.07	Sequence No. 9806
<b>Volume: 12,318</b>		<b>MADT: 411</b>
<b>Weekday (M-F) MADT: 464</b>		<b>Weekend (Sa-Su) MADT: 304</b>



Note: Decrease in traffic September 2011 due to construction on TH 75



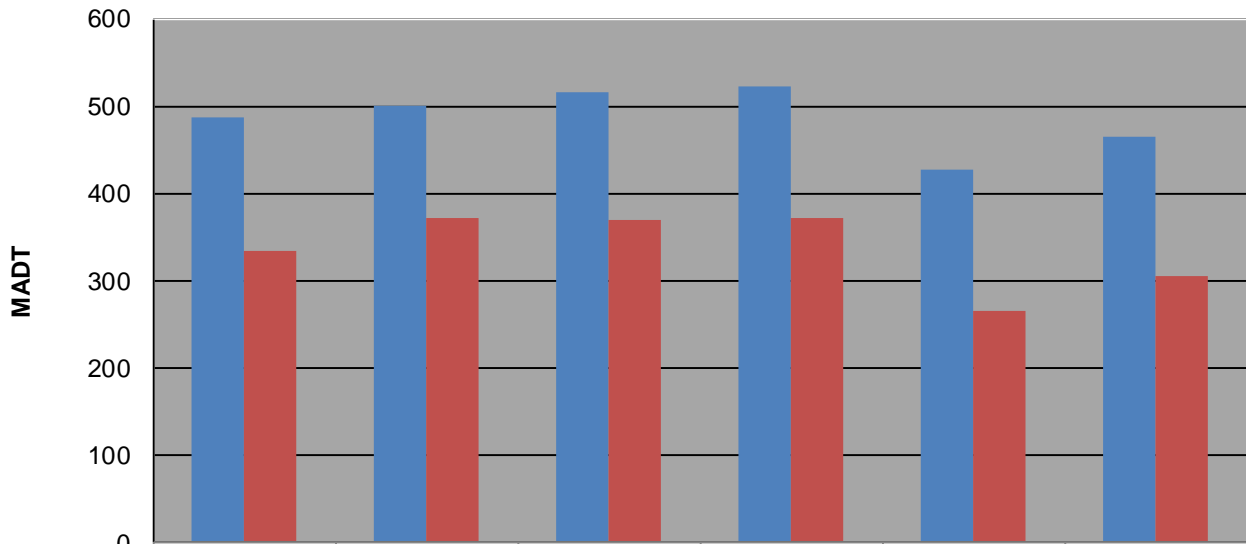
### Weekday (WD)/Weekend (WE) Monthly Average Daily Traffic



	Jan	Feb	Mar	Apr	May	Jun	Jul	Aug	Sep	Oct	Nov	Dec
'08 WD	500	464	482	492	502	486	466	440	552	508	458	434
'08 WE	340	284	374	360	426	334	544	292	346	334	328	262
'09 WD	444	474	494	502	534	500	464	464	540	510	468	498
'09 WE	298	312	394	364	428	372	328	376	350	382	388	364
'10 WD	530	468	470	522	554	516	464	452	520	552	486	498
'10 WE	308	294	350	388	404	370	284	272	342	356	334	328
'11 WD	642	538	472	502	552	522	468	466	492	538	436	434
'11 WE	374	334	318	360	378	372	290	304	266	348	402	302
'12 WD	420	442	424	448	448	426	398	436	560	584	446	424
'12 WE	306	278	278	320	362	266	258	282	330	366	304	272
'13 WD	424	408	426	436	478	464						
'13 WE	282	224	284	328	376	304						

Note: 'Weekday' defined as Monday-Friday, 'Weekend' defined as Saturday-Sunday

### Weekday/Weekend Monthly Average Daily Traffic ('08-'13)



	Jun-08	Jun-09	Jun-10	Jun-11	Jun-12	Jun-13
Weekday	486	500	516	522	426	464
Weekend	334	372	370	372	266	304