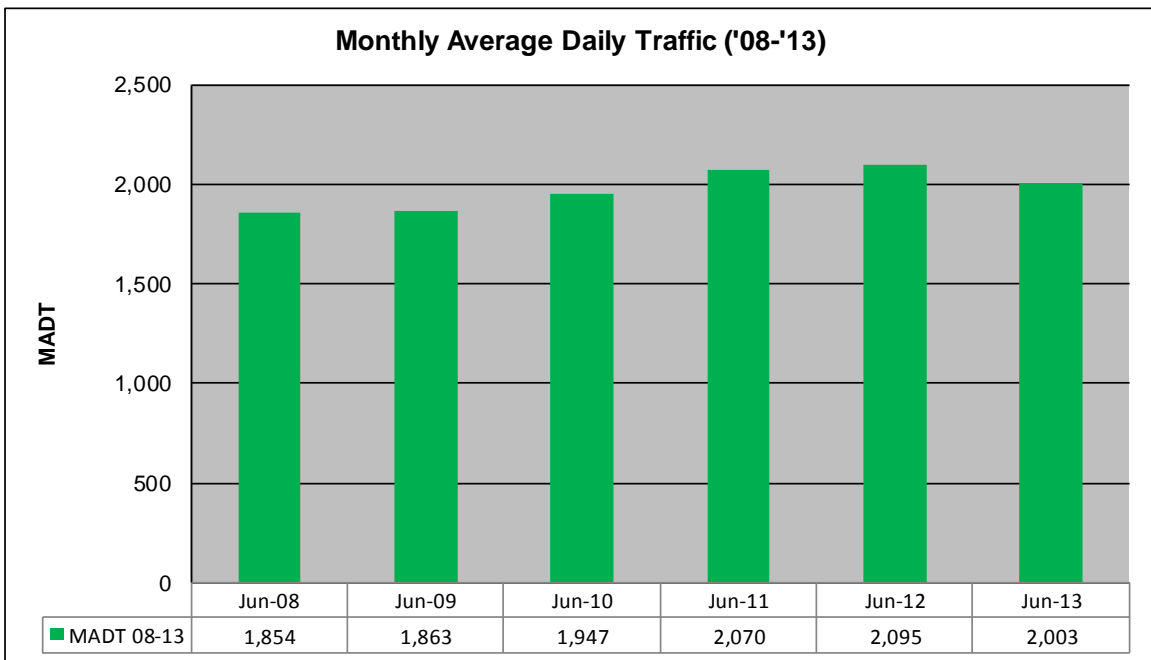
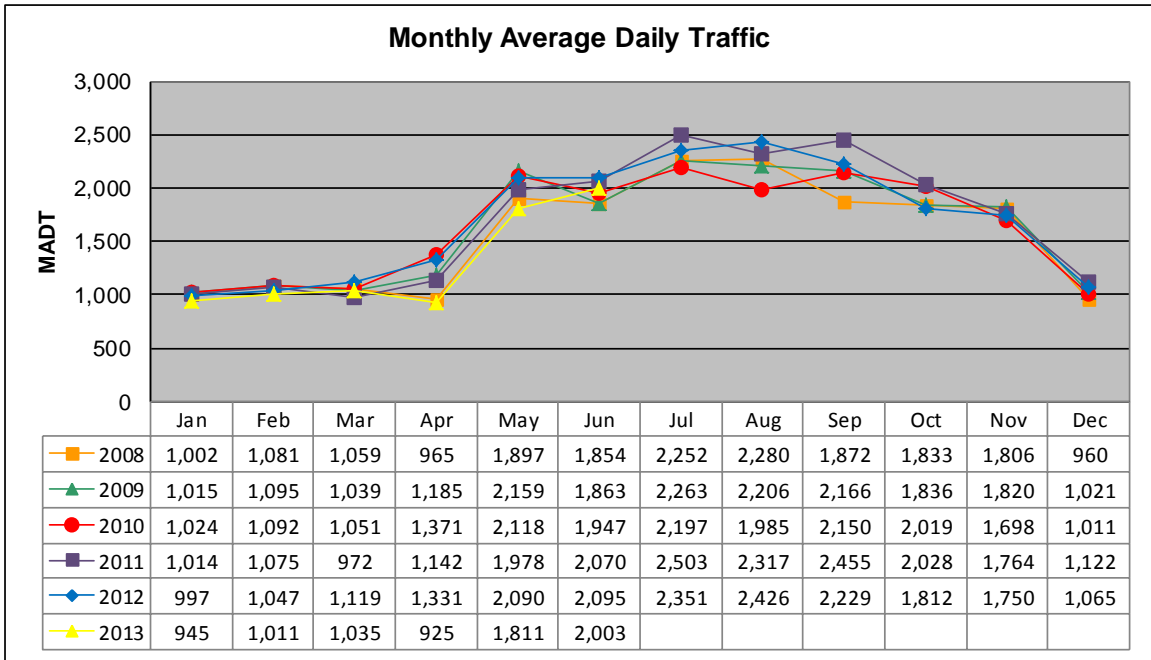


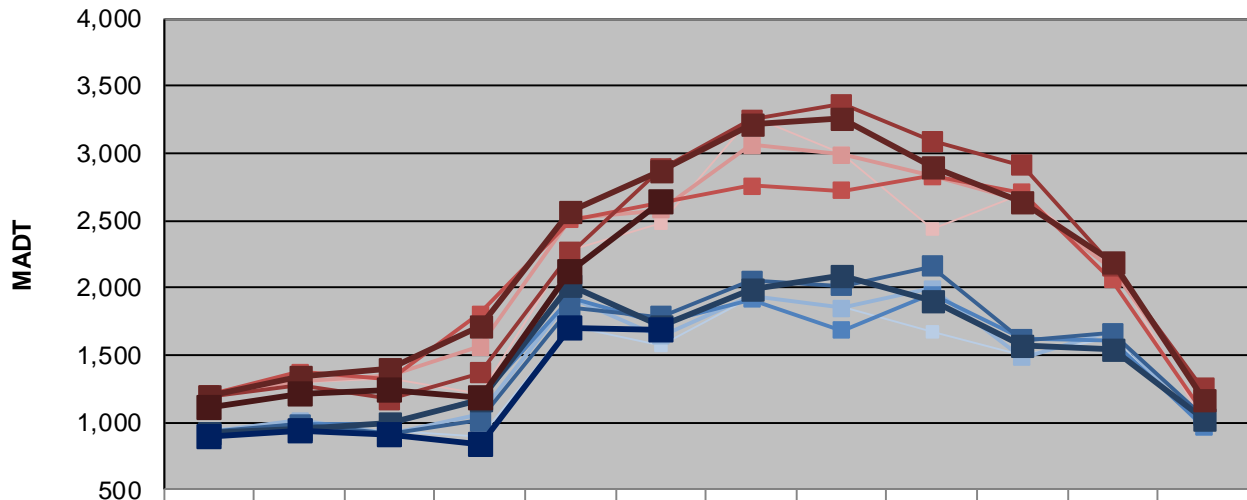
# MONTHLY REPORT, STATION NO. 222 (ATR)

## JUNE 2013

Station Measurement: VOLUME/SPEED		
Route: TH 65	Route Direction: N/S	Lanes: 2
County: Aitkin	Closest City: McGrath	
Functional Class: Rural Minor Arterial		
Location: .6 MI N OF CSAH2, N OF MCGRATH		
Ref Post: 097+00.725	True Mile: 100.432	Sequence No. 6767
<b>Volume: 60,095</b>		<b>MADT: 2,003</b>
<b>Weekday (M-F) MADT: 1,686</b>		<b>Weekend (Sa-Su) MADT: 2,636</b>



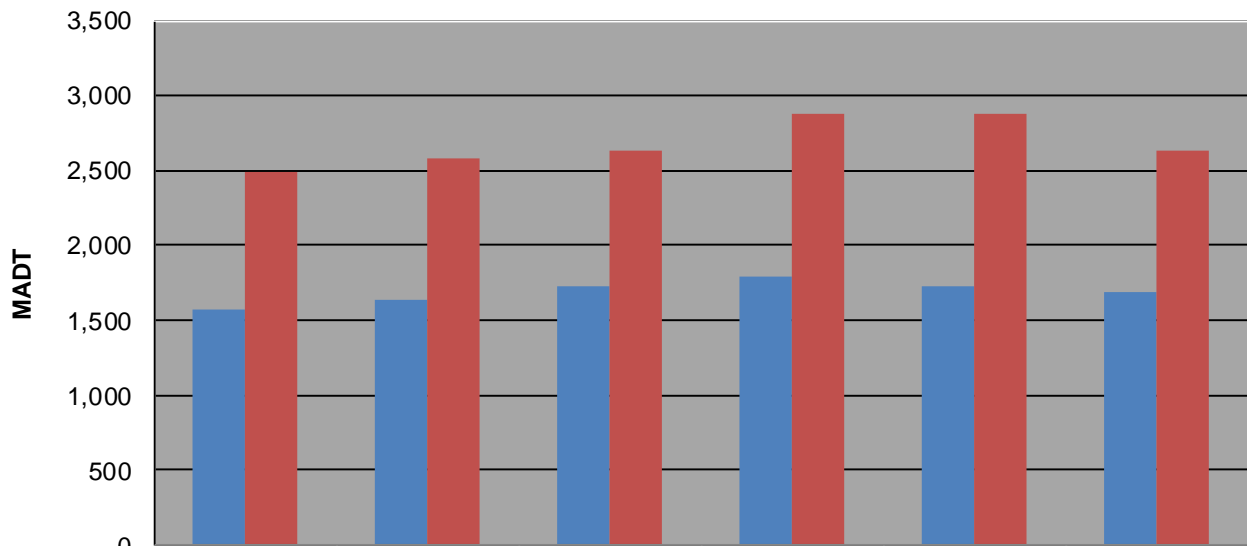
### Weekday (WD)/Weekend (WE) Monthly Average Daily Traffic



	Jan	Feb	Mar	Apr	May	Jun	Jul	Aug	Sep	Oct	Nov	Dec
'08 WD	954	966	940	890	1,722	1,568	1,936	1,854	1,676	1,496	1,628	964
'08 WE	1,202	1,300	1,324	1,210	2,276	2,486	3,266	3,002	2,440	2,698	2,166	1,000
'09 WD	922	1,010	920	1,062	1,926	1,638	1,944	1,848	1,992	1,482	1,674	962
'09 WE	1,212	1,308	1,352	1,558	2,516	2,578	3,058	2,986	2,840	2,652	2,138	1,208
'10 WD	914	980	982	1,180	1,918	1,732	1,916	1,686	1,948	1,616	1,602	968
'10 WE	1,208	1,374	1,318	1,802	2,506	2,632	2,760	2,718	2,826	2,708	2,058	1,076
'11 WD	924	984	908	1,012	1,856	1,786	2,054	2,012	2,162	1,614	1,664	1,048
'11 WE	1,192	1,278	1,174	1,362	2,256	2,882	3,248	3,366	3,086	2,906	2,166	1,250
'12 WD	916	952	990	1,164	2,020	1,722	1,996	2,088	1,896	1,574	1,538	1,022
'12 WE	1,196	1,334	1,396	1,716	2,564	2,876	3,216	3,254	2,900	2,634	2,184	1,166
'13 WD	900	930	912	840	1,696	1,686						
'13 WE	1,116	1,214	1,234	1,182	2,124	2,636						

Note: 'Weekday' defined as Monday-Friday, 'Weekend' defined as Saturday-Sunday

### Weekday/Weekend Monthly Average Daily Traffic ('08-'13)



	Jun-08	Jun-09	Jun-10	Jun-11	Jun-12	Jun-13
Weekday	1,568	1,638	1,732	1,786	1,722	1,686
Weekend	2,486	2,578	2,632	2,882	2,876	2,636