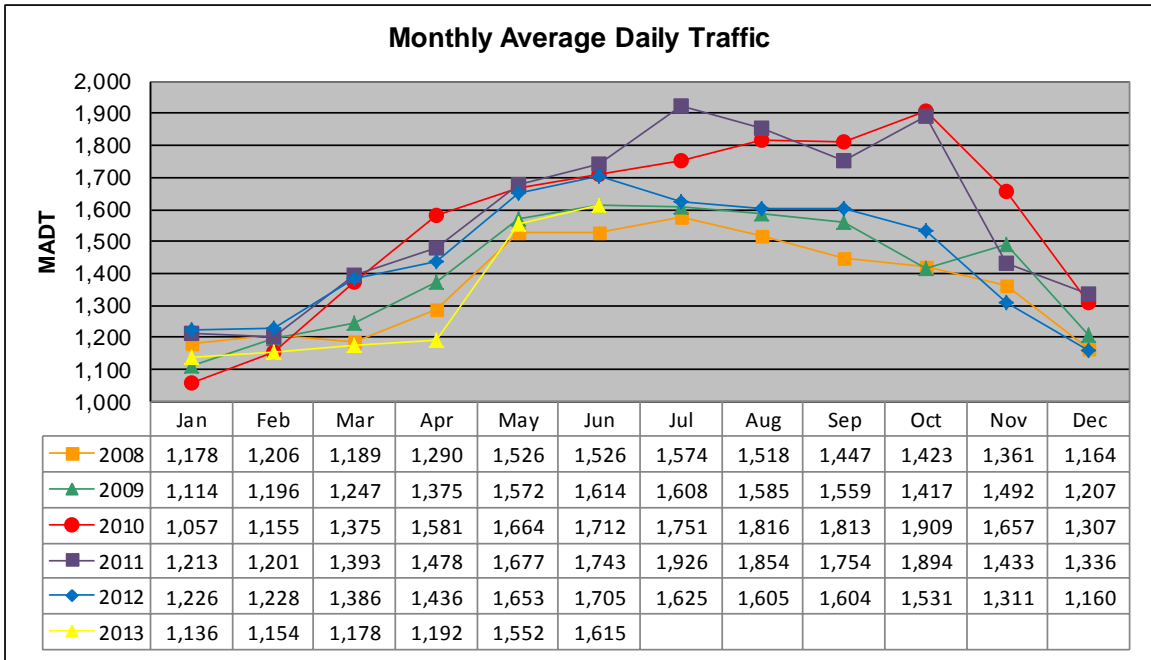


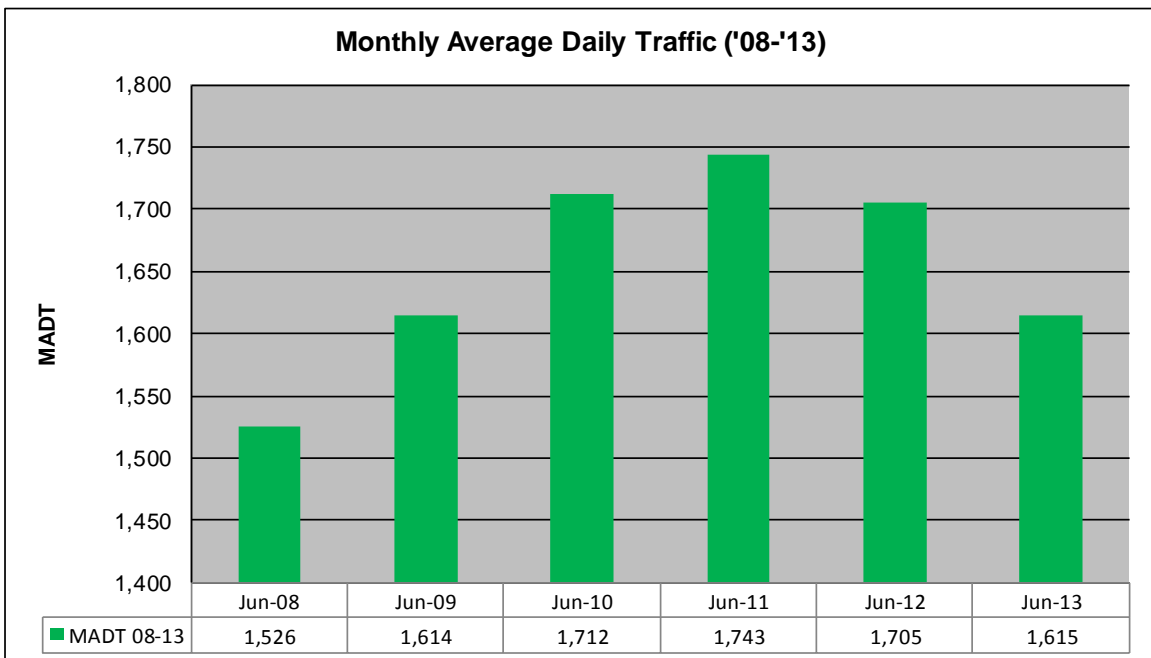
MONTHLY REPORT, STATION NO. 199 (ATR)

JUNE 2013

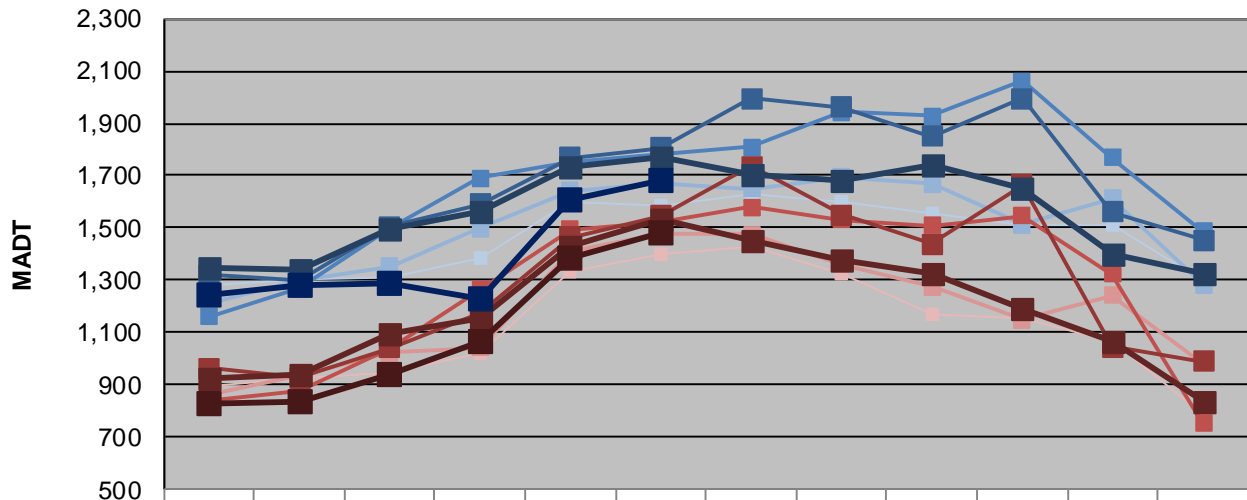
| | | |
|---|----------------------|------------------------------------|
| Station Measurement: VOLUME/SPEED/CLASS | | |
| Route: TH 75 | Route Direction: N/S | Lanes: 2 |
| County: Pipestone | | Closest City: Pipestone |
| Functional Class: Rural Minor Arterial | | |
| Location: .5 MI S OF CSAH7 (151ST ST), N OF PIPESTONE | | |
| Ref Post: 040+00.540 | True Mile: 39.447 | Sequence No. 6745 |
| Volume: 48,458 | | MADT: 1,615 |
| Weekday (M-F) MADT: 1,682 | | Weekend (Sa-Su) MADT: 1,482 |



Note: Increase in traffic October 2010 and October 2011 due to hunting openers



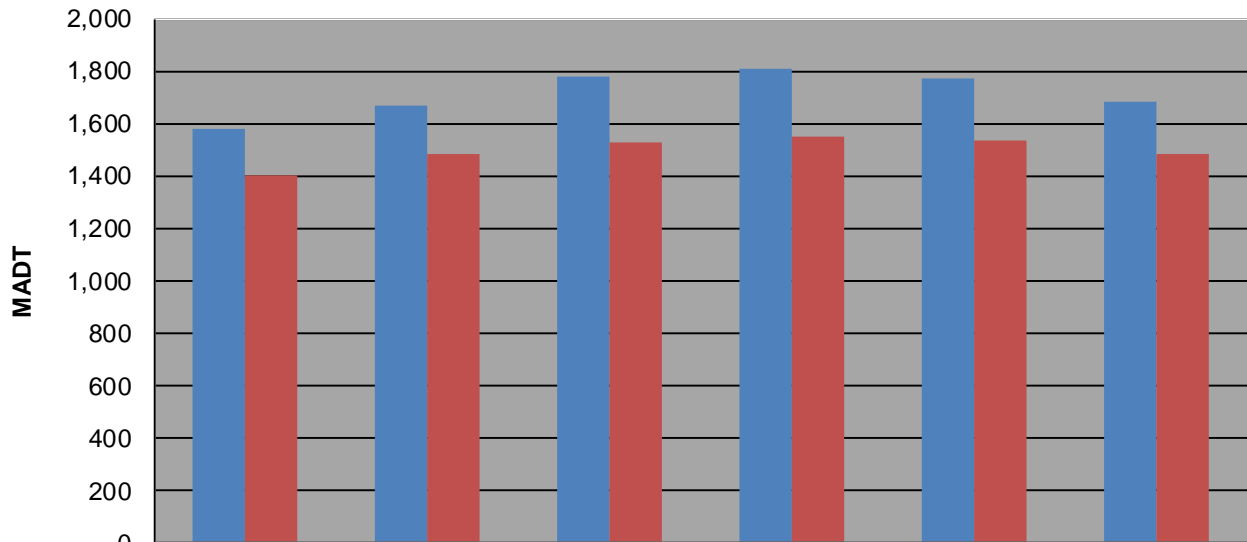
Weekday (WD)/Weekend (WE) Monthly Average Daily Traffic



| | Jan | Feb | Mar | Apr | May | Jun | Jul | Aug | Sep | Oct | Nov | Dec |
|--------|-------|-------|-------|-------|-------|-------|-------|-------|-------|-------|-------|-------|
| '08 WD | 1,280 | 1,304 | 1,312 | 1,384 | 1,596 | 1,582 | 1,628 | 1,602 | 1,554 | 1,510 | 1,508 | 1,298 |
| '08 WE | 898 | 928 | 944 | 1,020 | 1,336 | 1,400 | 1,426 | 1,324 | 1,172 | 1,158 | 1,066 | 782 |
| '09 WD | 1,212 | 1,300 | 1,354 | 1,498 | 1,642 | 1,668 | 1,648 | 1,696 | 1,670 | 1,512 | 1,612 | 1,284 |
| '09 WE | 860 | 936 | 1,022 | 1,040 | 1,410 | 1,480 | 1,476 | 1,362 | 1,276 | 1,148 | 1,242 | 984 |
| '10 WD | 1,162 | 1,266 | 1,496 | 1,690 | 1,754 | 1,782 | 1,808 | 1,942 | 1,926 | 2,060 | 1,770 | 1,486 |
| '10 WE | 836 | 876 | 1,038 | 1,264 | 1,494 | 1,524 | 1,580 | 1,530 | 1,508 | 1,546 | 1,322 | 752 |
| '11 WD | 1,318 | 1,298 | 1,504 | 1,592 | 1,768 | 1,806 | 1,994 | 1,960 | 1,850 | 1,996 | 1,560 | 1,452 |
| '11 WE | 964 | 928 | 1,040 | 1,172 | 1,464 | 1,546 | 1,734 | 1,548 | 1,438 | 1,664 | 1,046 | 990 |
| '12 WD | 1,350 | 1,340 | 1,494 | 1,566 | 1,732 | 1,772 | 1,706 | 1,678 | 1,744 | 1,654 | 1,402 | 1,322 |
| '12 WE | 926 | 936 | 1,096 | 1,152 | 1,432 | 1,534 | 1,454 | 1,376 | 1,328 | 1,190 | 1,062 | 834 |
| '13 WD | 1,244 | 1,282 | 1,286 | 1,232 | 1,608 | 1,682 | | | | | | |
| '13 WE | 826 | 836 | 942 | 1,062 | 1,382 | 1,482 | | | | | | |

Note: 'Weekday' defined as Monday-Friday, 'Weekend' defined as Saturday-Sunday

Weekday/Weekend Monthly Average Daily Traffic ('08-'13)



| | Jun-08 | Jun-09 | Jun-10 | Jun-11 | Jun-12 | Jun-13 |
|---------|--------|--------|--------|--------|--------|--------|
| Weekday | 1,582 | 1,668 | 1,782 | 1,806 | 1,772 | 1,682 |
| Weekend | 1,400 | 1,480 | 1,524 | 1,546 | 1,534 | 1,482 |