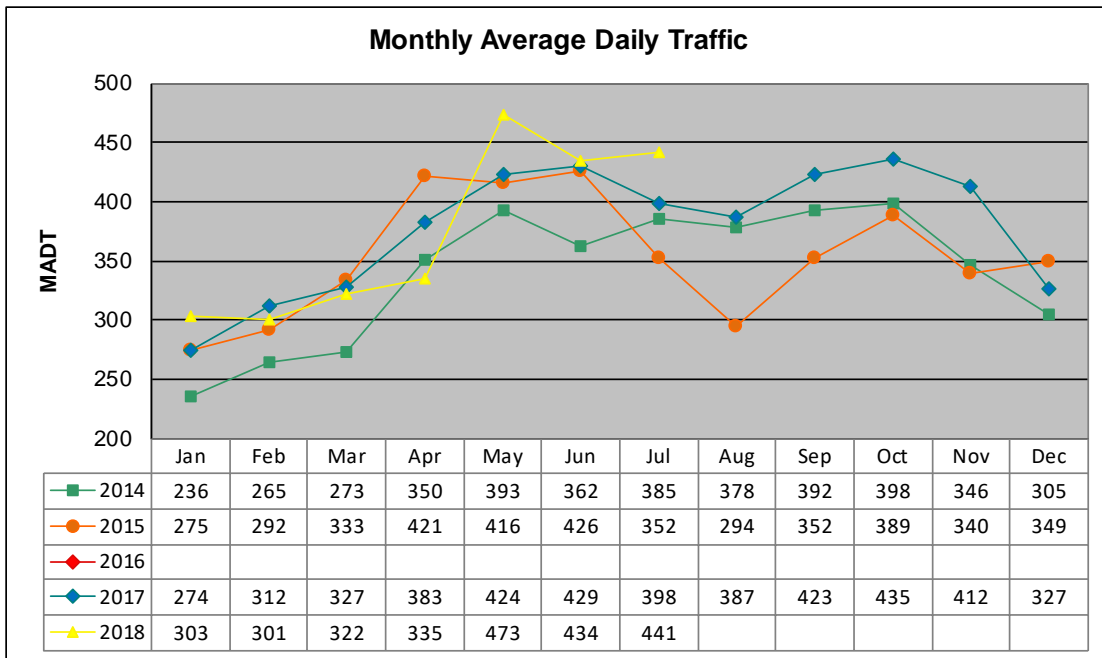


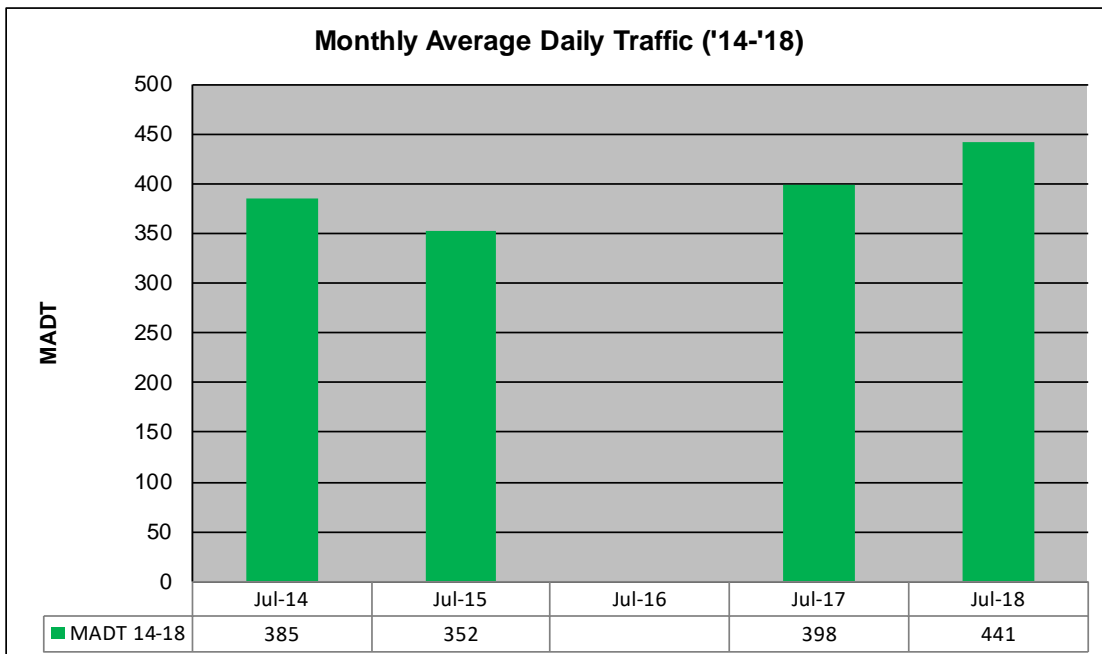
# MONTHLY REPORT, STATION NO. 48 (WIM)

## JULY 2018

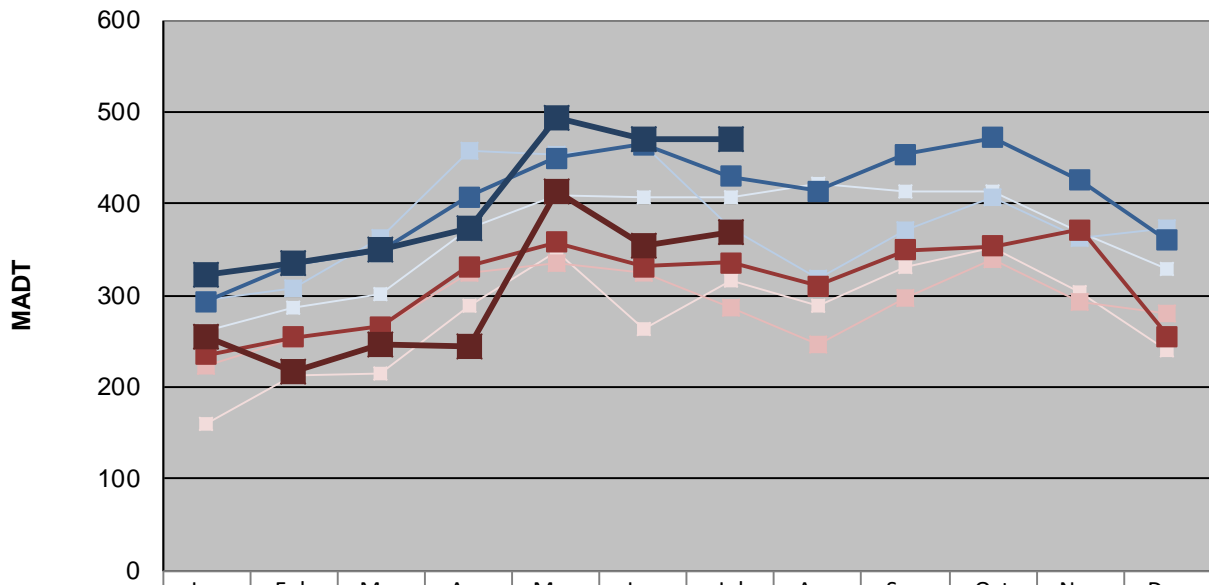
Station Measurement: VOLUME/SPEED/CLASS/WEIGHT		
Route: CSAH 5	Route Direction: N/S	Lanes: 2
County: Cottonwood	Closest City: Storden	
Functional Class: Rural Major Collector		
Location: .4 MI N OF CR53, N OF STORDEN		
Ref Post: 015+00.500	True Mile: 15.5	Sequence No. 9820
<b>Volume: 13,682</b>		<b>MADT: 441</b>
<b>Weekday (M-F) MADT: 470</b>		<b>Weekend (Sa-Su) MADT: 370</b>



Note: No data available for 2016... Decrease in traffic August 2015 due to construction on CSAH 5... Volume data reported as ATR 56 from 2014-2015



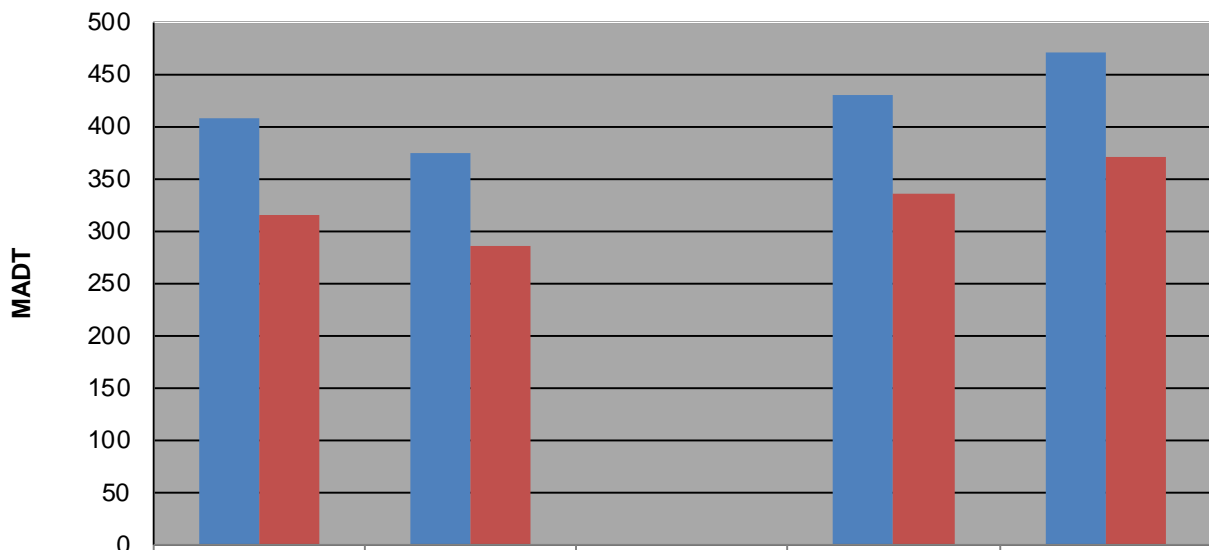
**Weekday (WD)/Weekend (WE) Monthly Average Daily Traffic**



	Jan	Feb	Mar	Apr	May	Jun	Jul	Aug	Sep	Oct	Nov	Dec
'14 WD	262	286	302	374	410	406	408	422	414	414	368	328
'14 WE	160	212	214	288	348	264	316	288	332	352	304	240
'15 WD	296	308	362	458	454	464	374	318	372	408	362	374
'15 WE	224	252	266	324	336	324	286	246	298	340	292	280
'16 WD												
'16 WE												
'17 WD	294	334	348	408	450	464	430	414	454	472	426	360
'17 WE	236	254	266	332	358	332	336	310	350	354	372	256
'18 WD	322	336	350	374	494	470	470					
'18 WE	256	216	246	244	414	354	370					

Note: 'Weekday' defined as Monday-Friday, 'Weekend' defined as Saturday-Sunday

**Weekday/Weekend Monthly Average Daily Traffic ('14-'18)**



	Jul-14	Jul-15	Jul-16	Jul-17	Jul-18
Weekday	408	374		430	470
Weekend	316	286		336	370