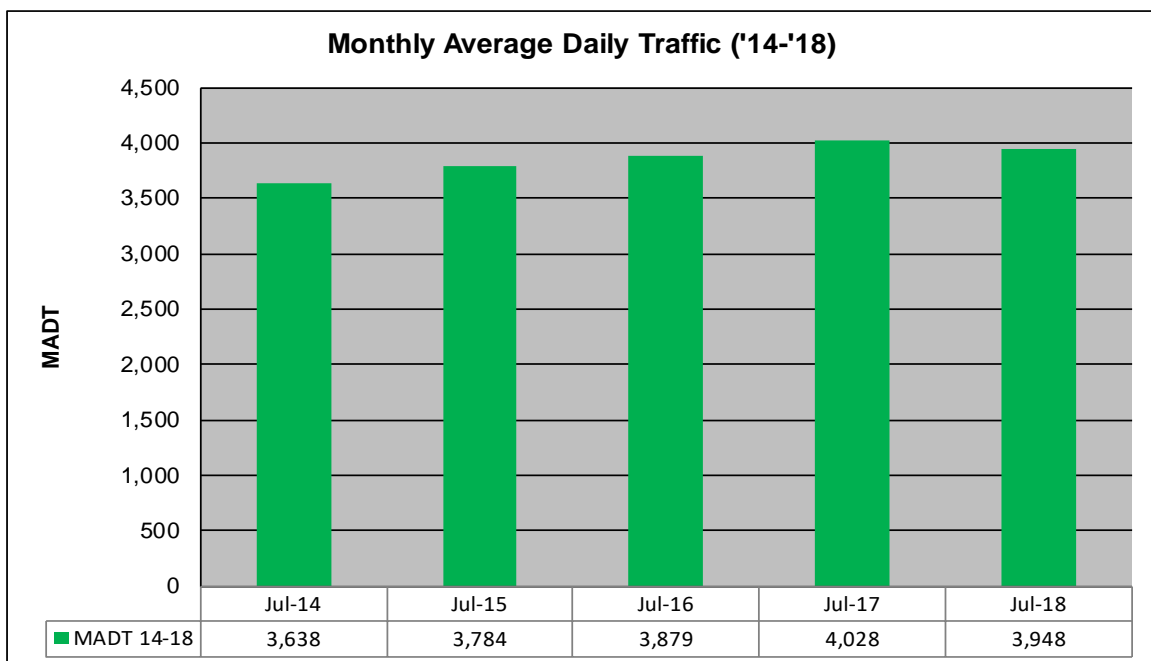
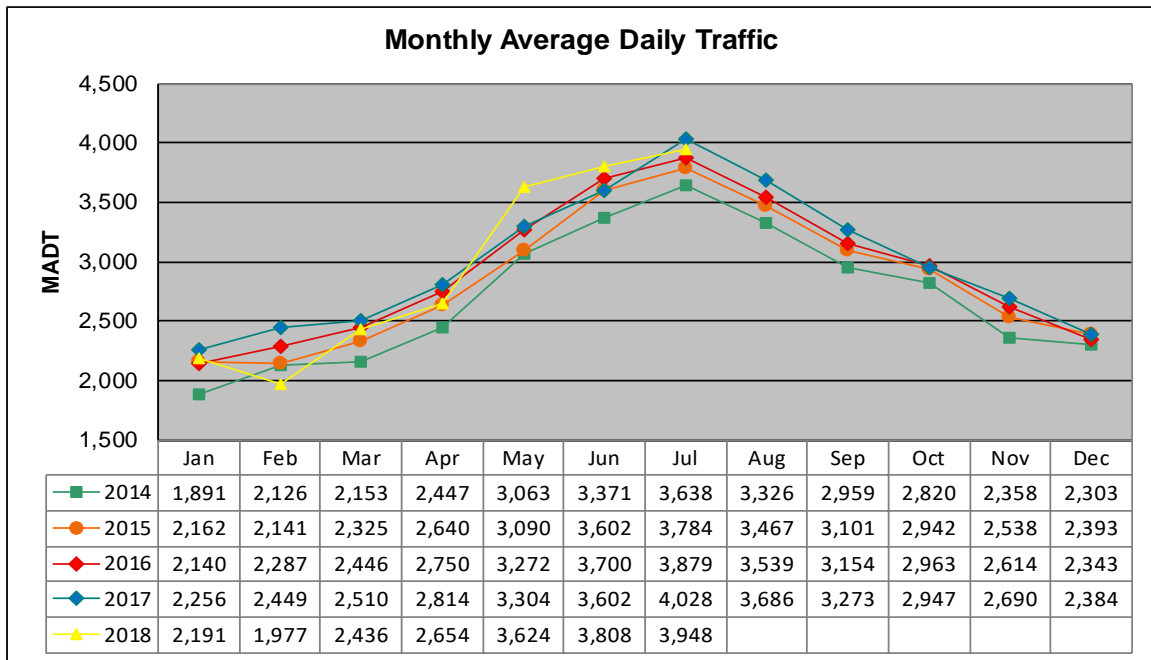


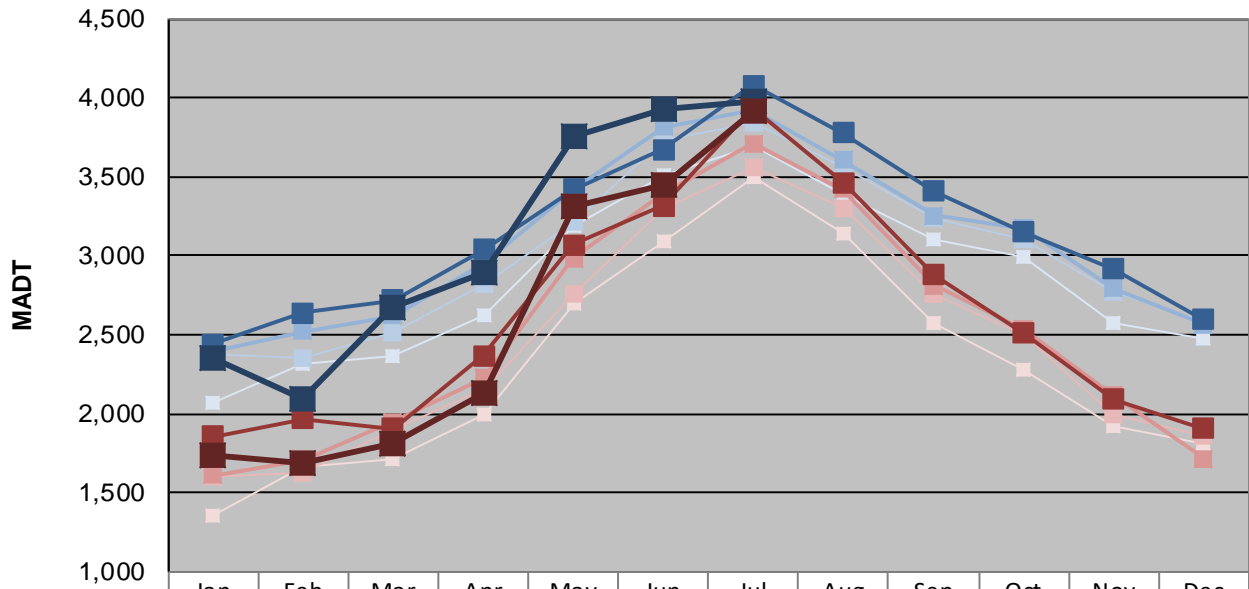
# MONTHLY REPORT, STATION NO. 225 (ATR)

## JULY 2018

|  |                      |                                    |
|--|----------------------|------------------------------------|
| Station Measurement: VOLUME/SPEED/CLASS            |                      |                                    |
| Route: TH 210                                      | Route Direction: E/W | Lanes: 2                           |
| County: Ottertail                                  |                      | Closest City: Battle Lake          |
| Functional Class: Rural Principal Arterial - Other |                      |                                    |
| Location: 2 MI W OF CSAH47, W OF BATTLE LAKE       |                      |                                    |
| Ref Post: 041+00.748                               | True Mile: 41.615    | Sequence No. 6735                  |
| <b>Volume: 122,378</b>                             |                      | <b>MADT: 3,948</b>                 |
| <b>Weekday (M-F) MADT: 3,982</b>                   |                      | <b>Weekend (Sa-Su) MADT: 3,918</b> |



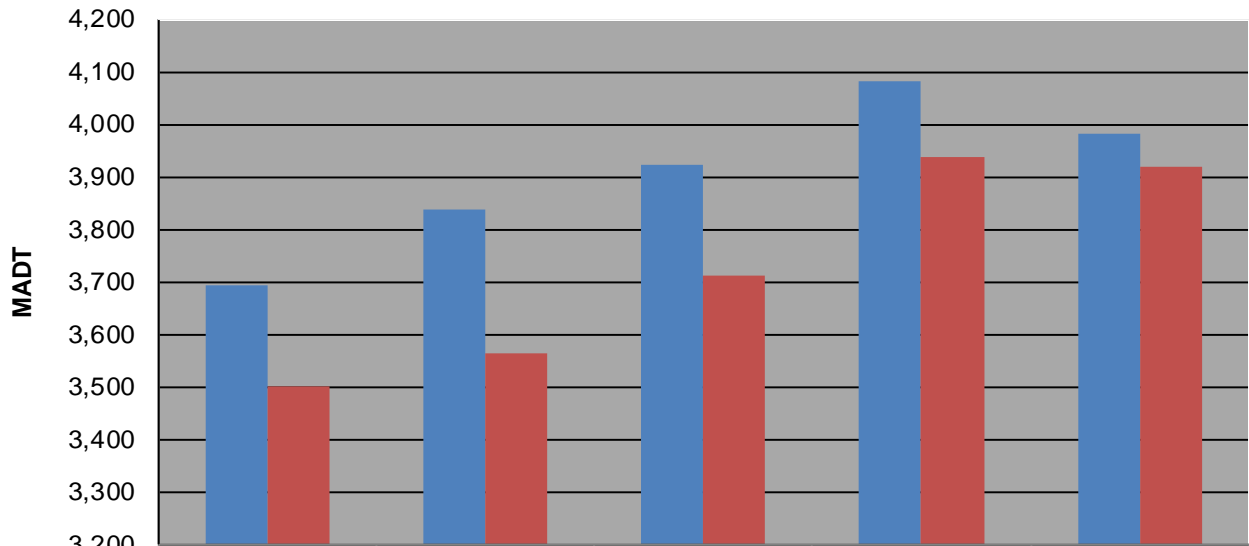
### Weekday (WD)/Weekend (WE) Monthly Average Daily Traffic



|        | Jan   | Feb   | Mar   | Apr   | May   | Jun   | Jul   | Aug   | Sep   | Oct   | Nov   | Dec   |
|--------|-------|-------|-------|-------|-------|-------|-------|-------|-------|-------|-------|-------|
| '14 WD | 2,072 | 2,314 | 2,368 | 2,626 | 3,184 | 3,510 | 3,692 | 3,386 | 3,108 | 2,998 | 2,578 | 2,478 |
| '14 WE | 1,358 | 1,658 | 1,712 | 1,990 | 2,702 | 3,094 | 3,502 | 3,136 | 2,574 | 2,282 | 1,916 | 1,812 |
| '15 WD | 2,378 | 2,346 | 2,516 | 2,814 | 3,220 | 3,732 | 3,838 | 3,556 | 3,240 | 3,100 | 2,776 | 2,582 |
| '15 WE | 1,606 | 1,630 | 1,898 | 2,158 | 2,760 | 3,302 | 3,564 | 3,302 | 2,756 | 2,500 | 1,992 | 1,854 |
| '16 WD | 2,390 | 2,520 | 2,622 | 2,944 | 3,416 | 3,814 | 3,924 | 3,608 | 3,254 | 3,174 | 2,794 | 2,566 |
| '16 WE | 1,610 | 1,706 | 1,950 | 2,224 | 2,986 | 3,398 | 3,712 | 3,418 | 2,812 | 2,532 | 2,118 | 1,712 |
| '17 WD | 2,444 | 2,640 | 2,718 | 3,038 | 3,418 | 3,674 | 4,082 | 3,780 | 3,406 | 3,150 | 2,914 | 2,598 |
| '17 WE | 1,854 | 1,970 | 1,904 | 2,368 | 3,070 | 3,316 | 3,938 | 3,462 | 2,880 | 2,508 | 2,090 | 1,904 |
| '18 WD | 2,356 | 2,096 | 2,678 | 2,896 | 3,750 | 3,928 | 3,982 |       |       |       |       |       |
| '18 WE | 1,738 | 1,682 | 1,806 | 2,136 | 3,312 | 3,444 | 3,918 |       |       |       |       |       |

Note: 'Weekday' defined as Monday-Friday, 'Weekend' defined as Saturday-Sunday

### Weekday/Weekend Monthly Average Daily Traffic ('14-'18)



|         | Jul-14 | Jul-15 | Jul-16 | Jul-17 | Jul-18 |
|---------|--------|--------|--------|--------|--------|
| Weekday | 3,692  | 3,838  | 3,924  | 4,082  | 3,982  |
| Weekend | 3,502  | 3,564  | 3,712  | 3,938  | 3,918  |