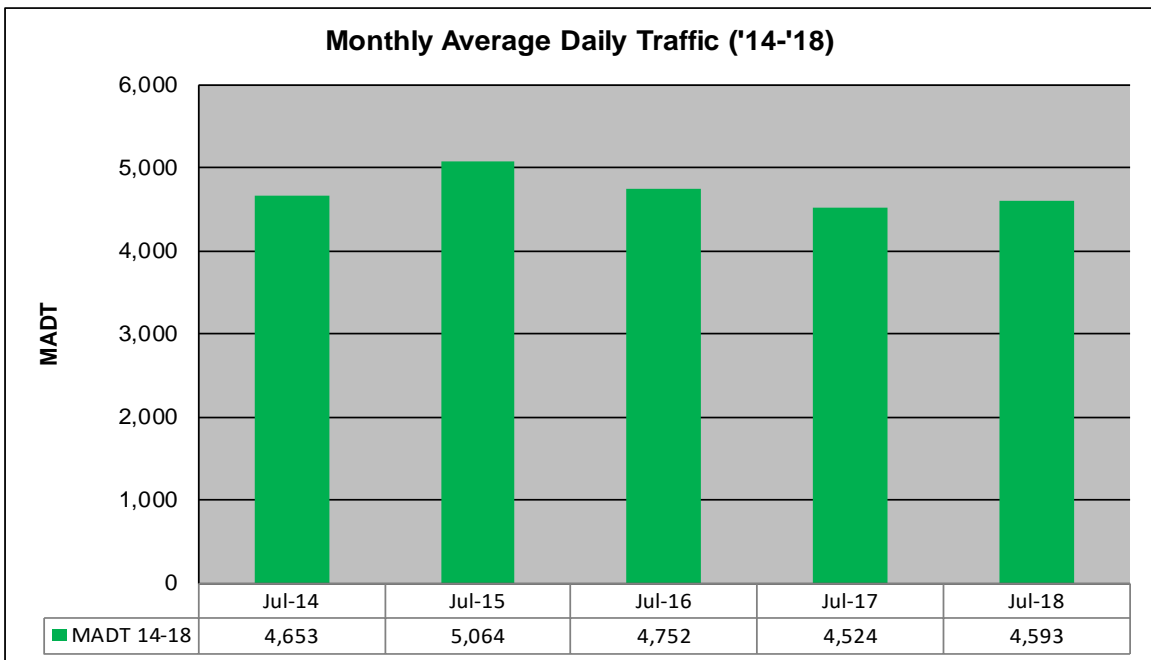
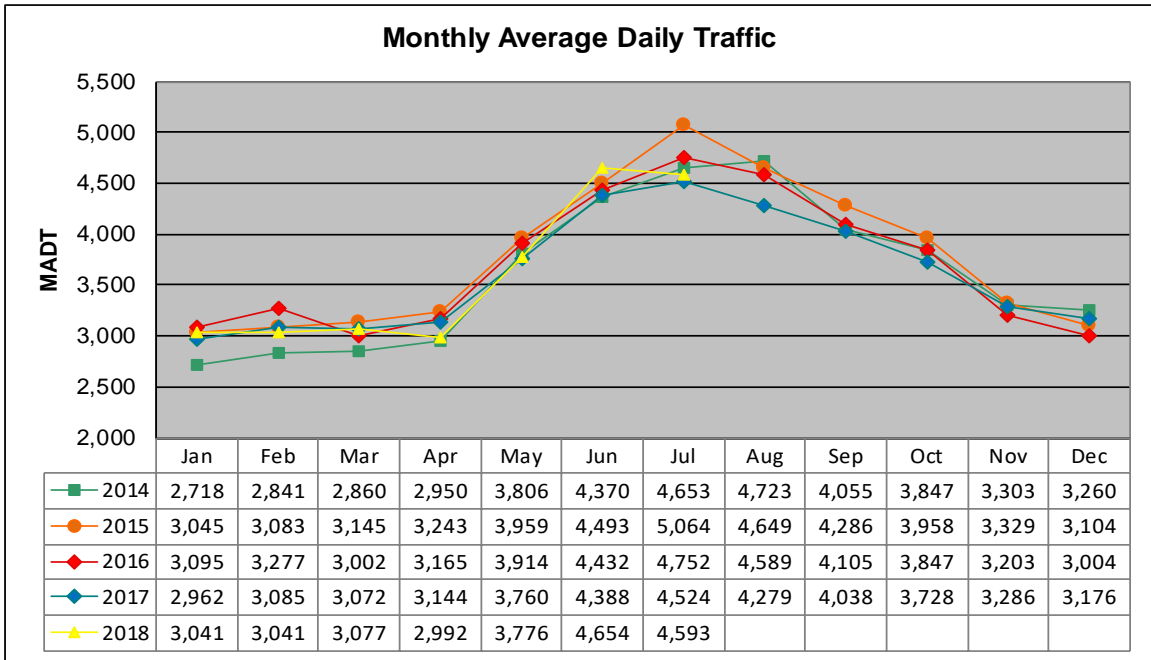


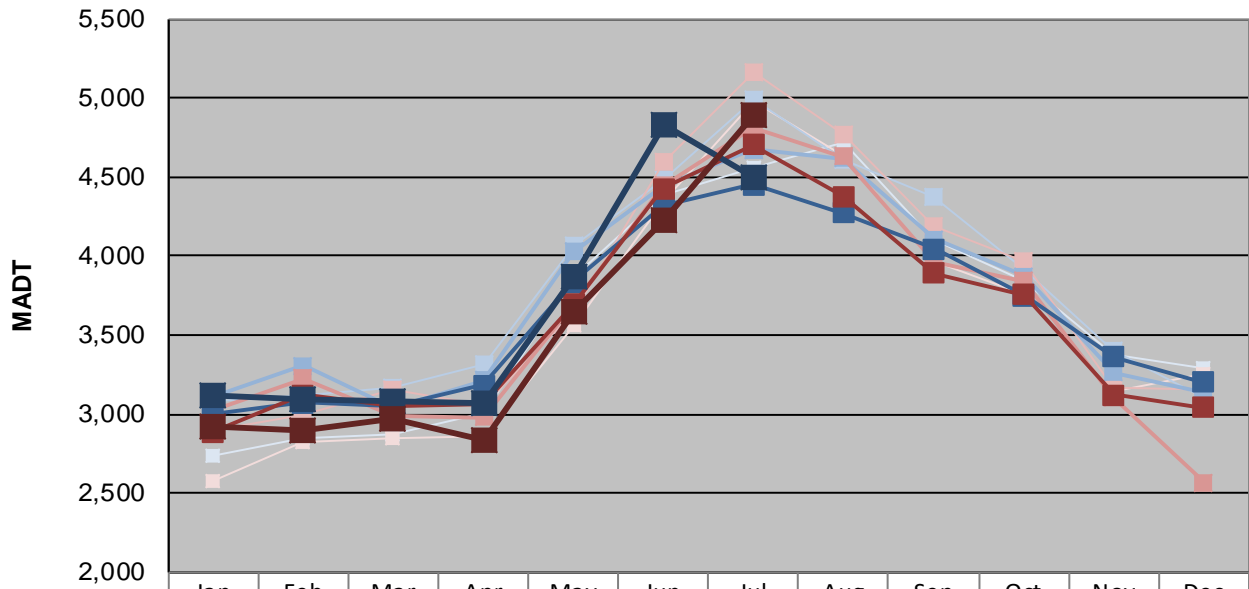
MONTHLY REPORT, STATION NO. 219 (ATR)

JULY 2018

Station Measurement: VOLUME/SPEED/CLASS		
Route: TH 2	Route Direction: E/W	Lanes: 2
County: Itasca		Closest City: Warba
Functional Class: Rural Principal Arterial - Other		
Location: 1.1 MI NW OF TH65, SE OF WARBA		
Ref Post: 201+00.952	True Mile: 201.968	Sequence No. 6765
Volume: 142,369		MADT: 4,593
Weekday (M-F) MADT: 4,494		Weekend (Sa-Su) MADT: 4,894



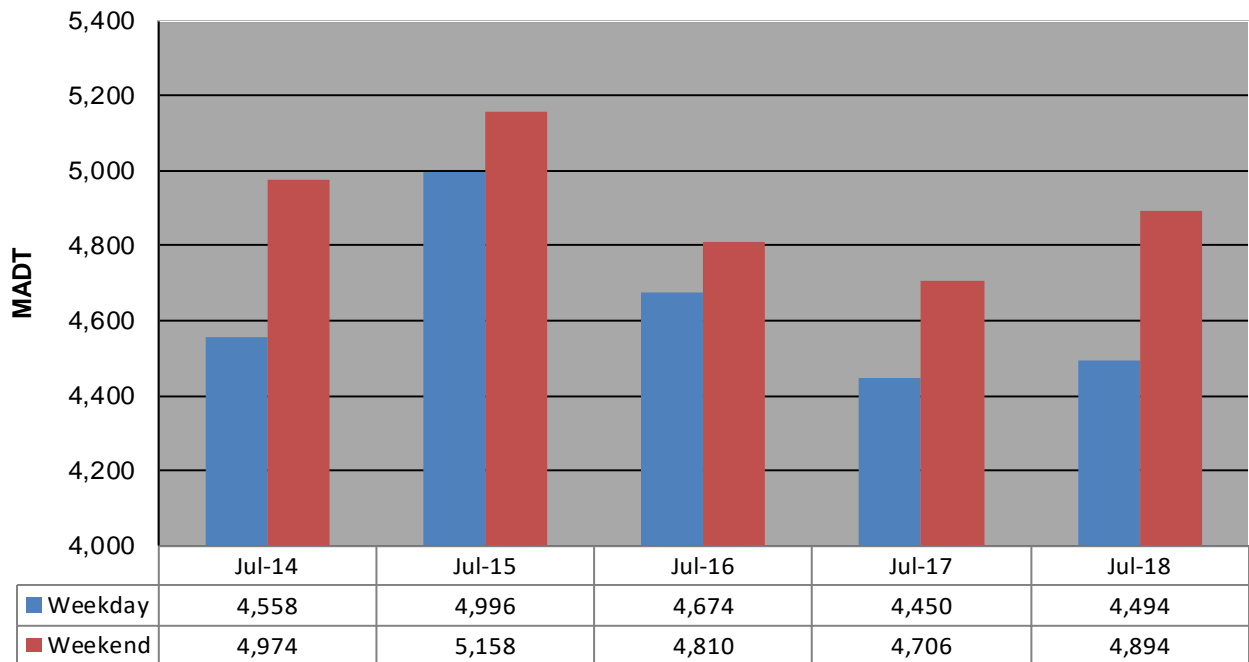
Weekday (WD)/Weekend (WE) Monthly Average Daily Traffic



	Jan	Feb	Mar	Apr	May	Jun	Jul	Aug	Sep	Oct	Nov	Dec
'14 WD	2,742	2,846	2,874	3,004	3,870	4,388	4,558	4,714	4,104	3,848	3,382	3,288
'14 WE	2,574	2,826	2,852	2,858	3,562	4,352	4,974	4,636	3,970	3,764	3,146	3,250
'15 WD	3,084	3,120	3,166	3,320	4,066	4,482	4,996	4,604	4,370	3,924	3,398	3,100
'15 WE	2,902	2,992	3,152	3,052	3,648	4,598	5,158	4,764	4,186	3,962	3,166	3,154
'16 WD	3,110	3,308	3,034	3,214	4,028	4,436	4,674	4,618	4,104	3,874	3,262	3,132
'16 WE	3,024	3,226	2,994	2,978	3,686	4,442	4,810	4,630	3,958	3,840	3,100	2,568
'17 WD	3,006	3,070	3,054	3,184	3,836	4,322	4,450	4,274	4,046	3,748	3,360	3,202
'17 WE	2,886	3,124	3,050	3,064	3,696	4,426	4,706	4,380	3,888	3,758	3,122	3,040
'18 WD	3,112	3,098	3,086	3,070	3,864	4,826	4,494					
'18 WE	2,924	2,902	2,970	2,840	3,644	4,222	4,894					

Note: 'Weekday' defined as Monday-Friday, 'Weekend' defined as Saturday-Sunday

Weekday/Weekend Monthly Average Daily Traffic ('14-'18)



	Jul-14	Jul-15	Jul-16	Jul-17	Jul-18
Weekday	4,558	4,996	4,674	4,450	4,494
Weekend	4,974	5,158	4,810	4,706	4,894