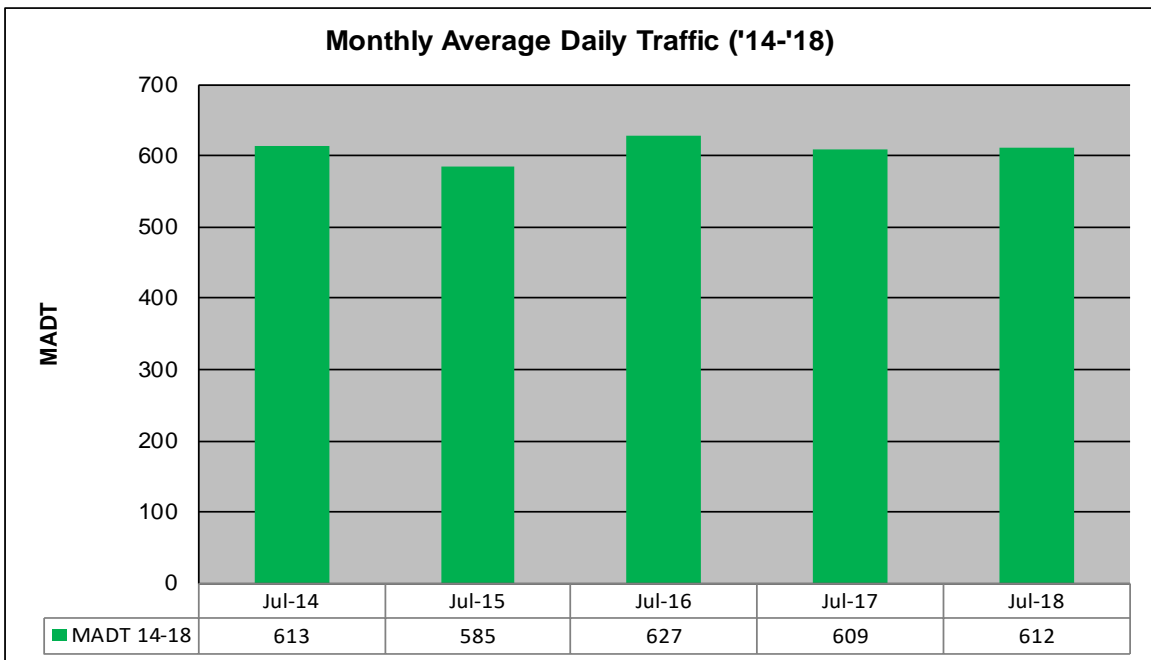
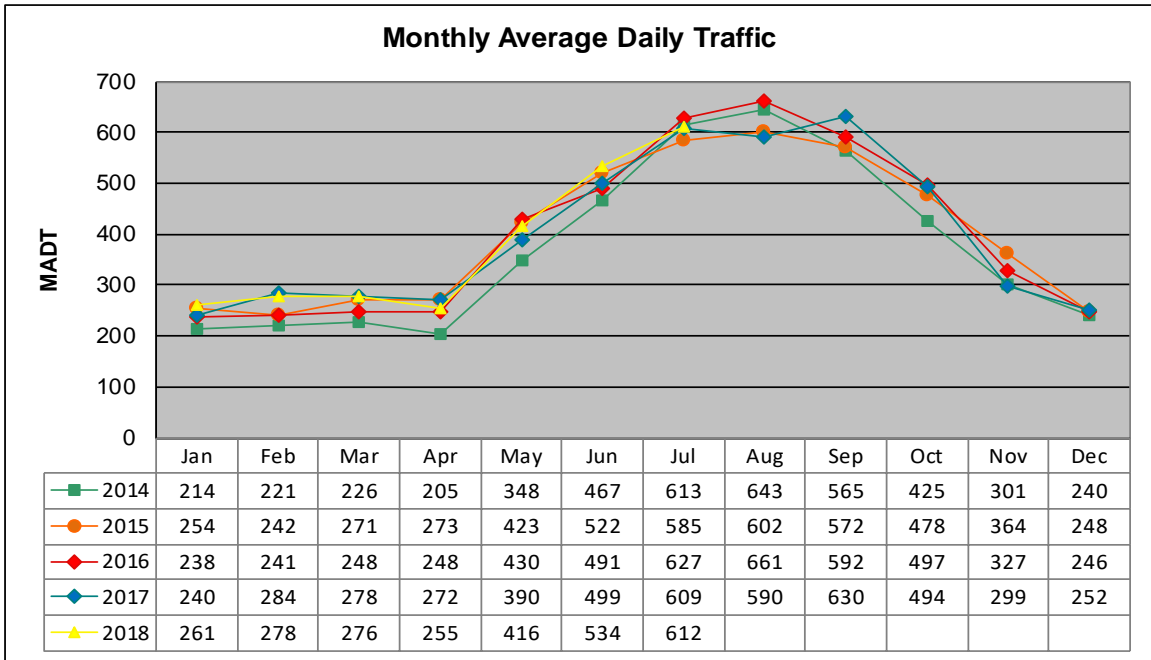


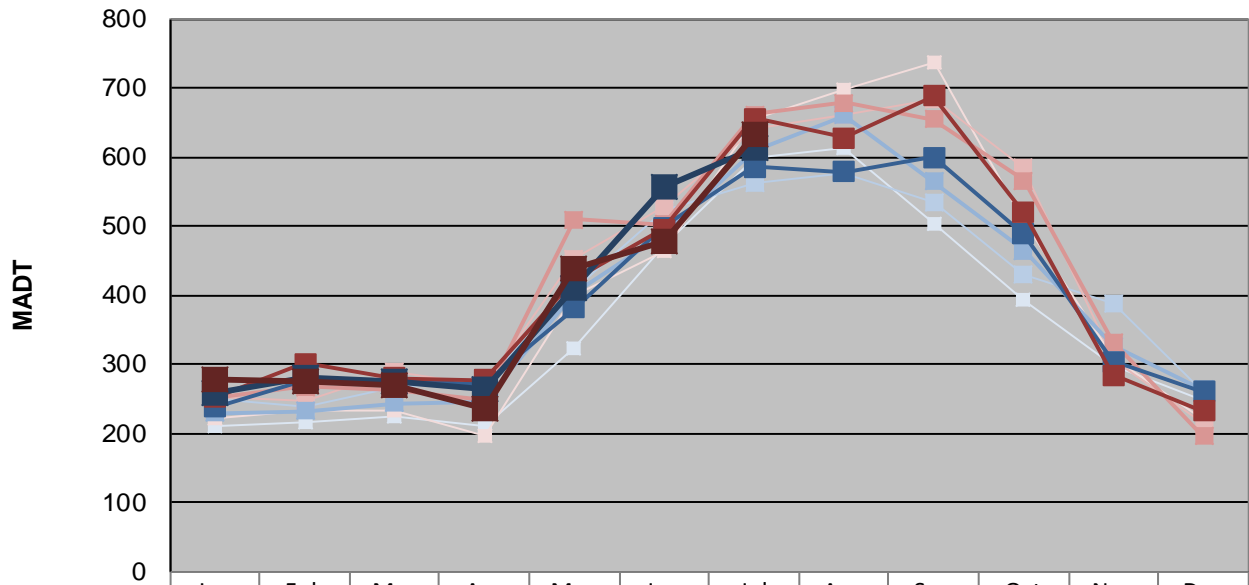
MONTHLY REPORT, STATION NO. 214 (ATR)

JULY 2018

Station Measurement: VOLUME/SPEED/CLASS		
Route: TH 1	Route Direction: N/S	Lanes: 2
County: Lake		Closest City: Silver Bay
Functional Class: Rural Minor Arterial		
Location: 1 MI NW OF CSAH7, N OF SILVER BAY		
Ref Post: 342+00.110	True Mile: 338.881	Sequence No. 6758
Volume: 18,969		MADT: 612
Weekday (M-F) MADT: 612		Weekend (Sa-Su) MADT: 632



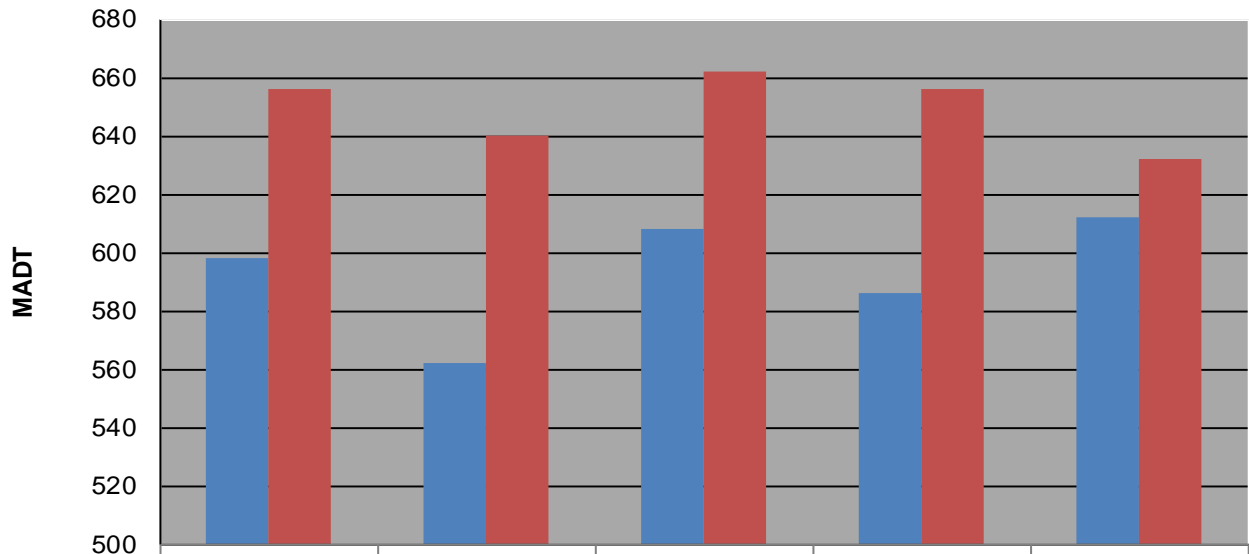
Weekday (WD)/Weekend (WE) Monthly Average Daily Traffic



	Jan	Feb	Mar	Apr	May	Jun	Jul	Aug	Sep	Oct	Nov	Dec
'14 WD	210	216	224	210	324	472	598	614	502	394	298	248
'14 WE	222	232	232	196	400	464	656	698	738	510	308	220
'15 WD	250	240	266	274	408	522	562	576	534	430	388	258
'15 WE	254	246	290	270	454	528	640	662	684	584	306	214
'16 WD	230	232	244	246	402	488	608	660	564	464	326	264
'16 WE	252	268	264	248	510	502	662	678	654	566	332	196
'17 WD	238	278	278	270	382	498	586	578	600	488	304	260
'17 WE	252	302	280	278	422	496	656	628	688	520	284	232
'18 WD	258	280	276	264	410	558	612					
'18 WE	278	276	270	236	438	478	632					

Note: 'Weekday' defined as Monday-Friday, 'Weekend' defined as Saturday-Sunday

Weekday/Weekend Monthly Average Daily Traffic ('14-'18)



	Jul-14	Jul-15	Jul-16	Jul-17	Jul-18
Weekday	598	562	608	586	612
Weekend	656	640	662	656	632