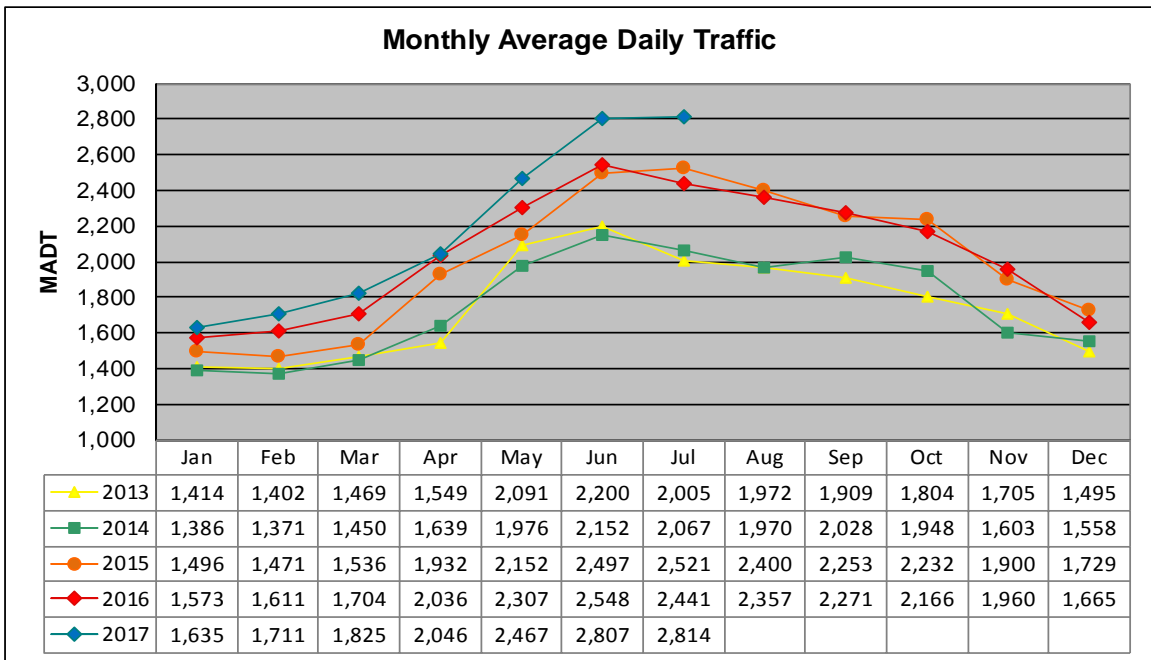


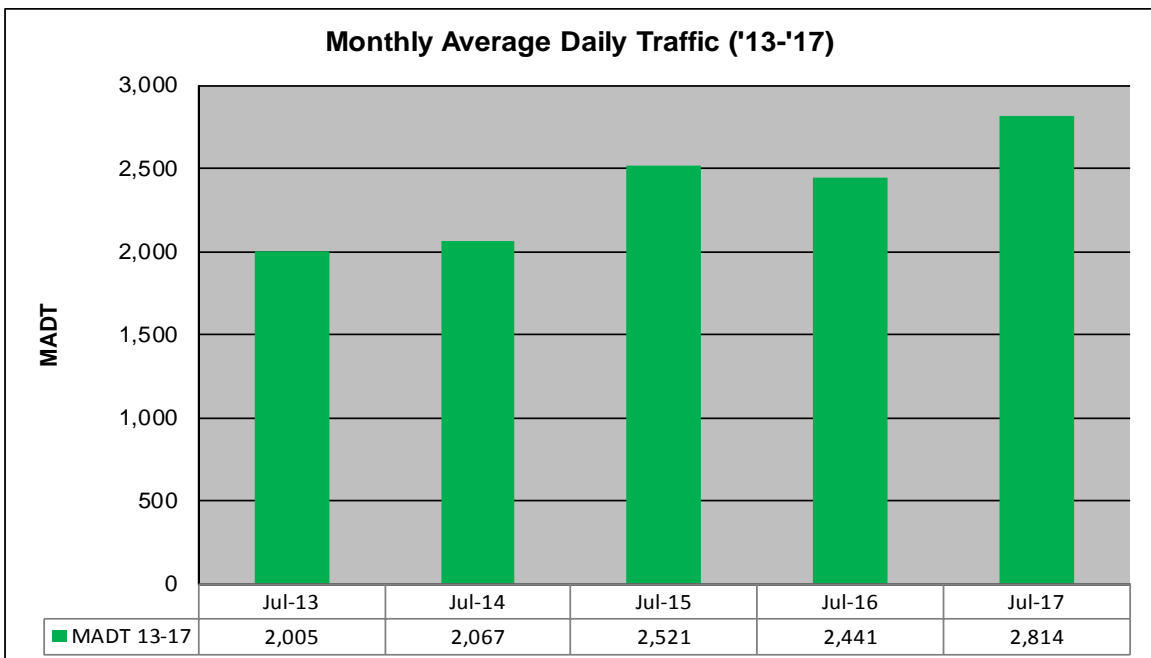
# MONTHLY REPORT, STATION NO. 400 (ATR)

## JULY 2017

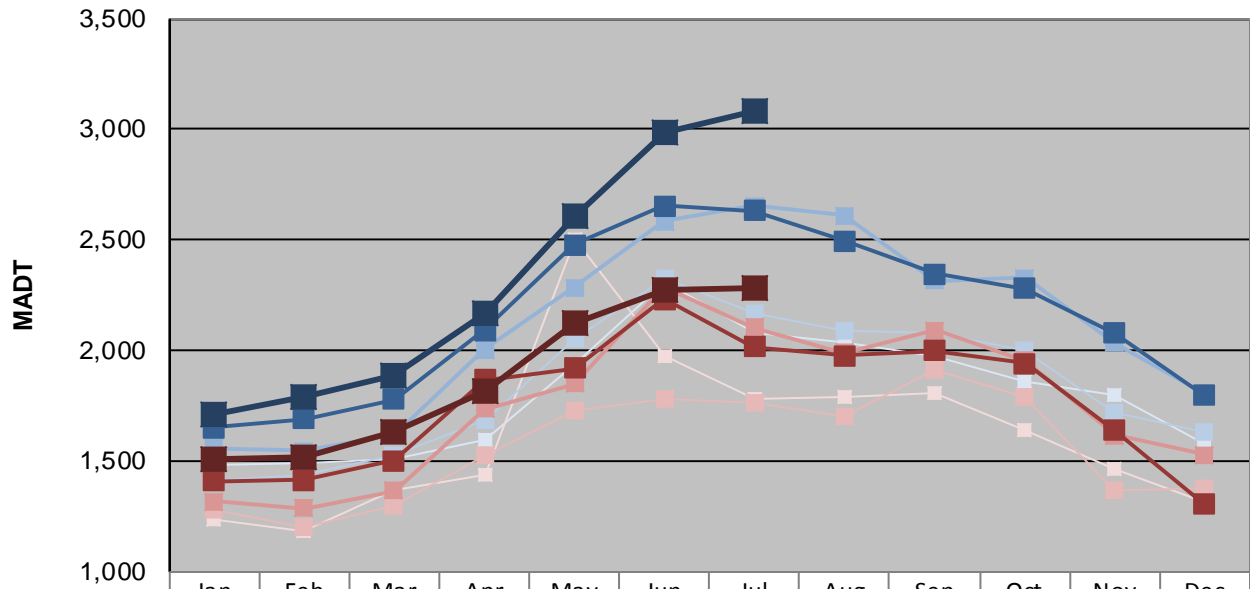
Station Measurement: VOLUME/SPEED/CLASS		
Route: CSAH 92	Route Direction: N/S	Lanes: 2
County: Hennepin		Closest City: Independence
Functional Class: Rural Minor Arterial		
Location: S OF TH12 IN INDEPENDENCE		
Ref Post: 010+00.330	True Mile: 10.33	Sequence No. 9879
<b>Volume: 87,242</b>		<b>MADT: 2,814</b>
<b>Weekday (M-F) MADT: 3,086</b>		<b>(Sa-Su) Weekend MADT: 2,284</b>



Note: Increase in traffic April 2015 & 2016 and June to August 2015 due to detours



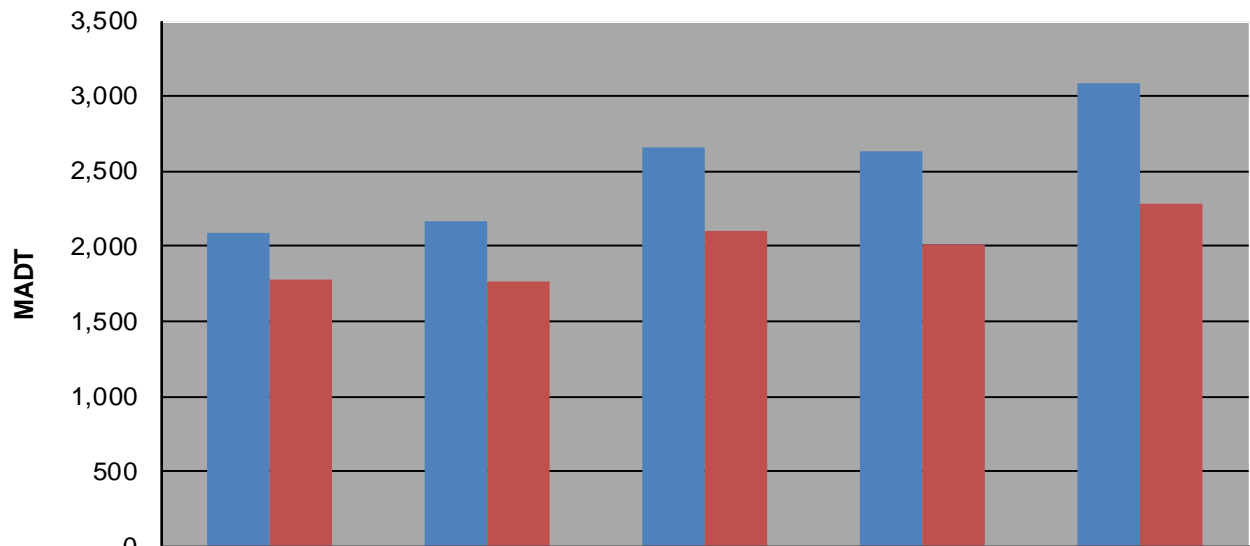
### Weekday (WD)/Weekend (WE) Monthly Average Daily Traffic



	Jan	Feb	Mar	Apr	May	Jun	Jul	Aug	Sep	Oct	Nov	Dec
'13 WD	1,478	1,492	1,510	1,594	1,938	2,312	2,084	2,032	1,972	1,860	1,796	1,580
'13 WE	1,240	1,180	1,368	1,434	2,506	1,978	1,780	1,794	1,804	1,644	1,468	1,318
'14 WD	1,416	1,440	1,528	1,684	2,054	2,328	2,168	2,092	2,084	1,998	1,718	1,628
'14 WE	1,278	1,202	1,294	1,524	1,732	1,780	1,764	1,702	1,910	1,786	1,372	1,376
'15 WD	1,560	1,546	1,620	2,004	2,286	2,584	2,654	2,610	2,316	2,330	2,032	1,800
'15 WE	1,318	1,288	1,366	1,736	1,850	2,284	2,106	1,990	2,092	1,954	1,618	1,530
'16 WD	1,650	1,690	1,778	2,090	2,480	2,656	2,634	2,496	2,346	2,280	2,078	1,796
'16 WE	1,408	1,412	1,504	1,866	1,918	2,230	2,018	1,976	2,000	1,942	1,636	1,306
'17 WD	1,708	1,788	1,884	2,164	2,608	2,988	3,086					
'17 WE	1,506	1,518	1,632	1,812	2,120	2,270	2,284					

Note: 'Weekday' defined as Monday-Friday, 'Weekend' defined as Saturday-Sunday

### Weekday/Weekend Monthly Average Daily Traffic ('13-'17)



	Jul-13	Jul-14	Jul-15	Jul-16	Jul-17
Weekday	2,084	2,168	2,654	2,634	3,086
Weekend	1,780	1,764	2,106	2,018	2,284