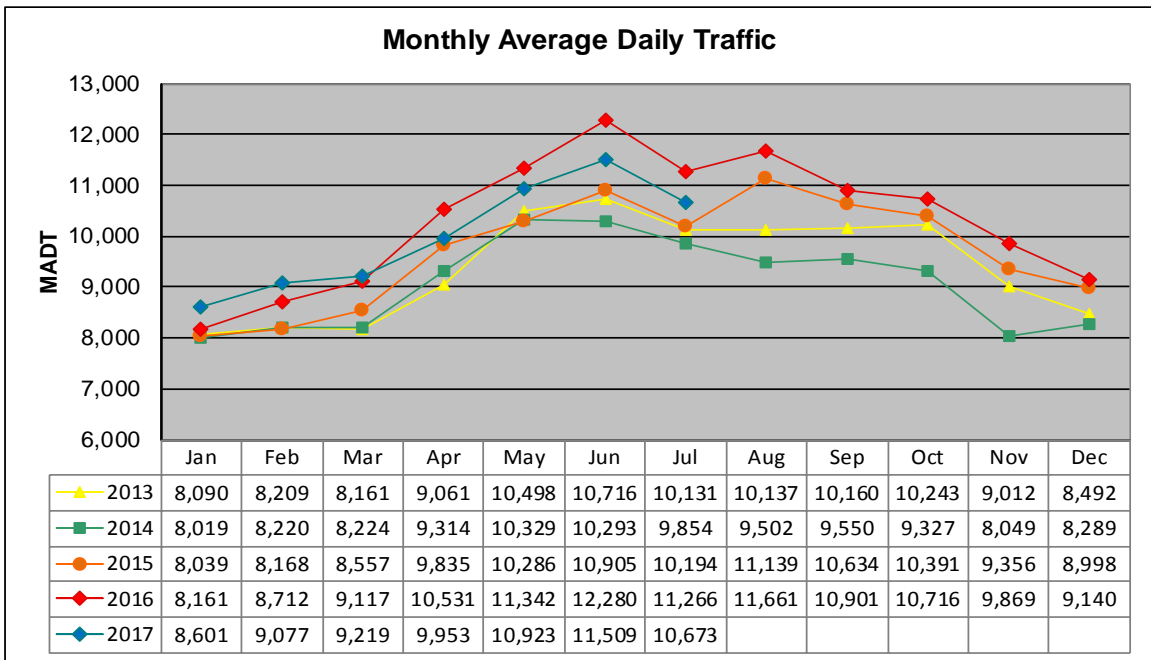
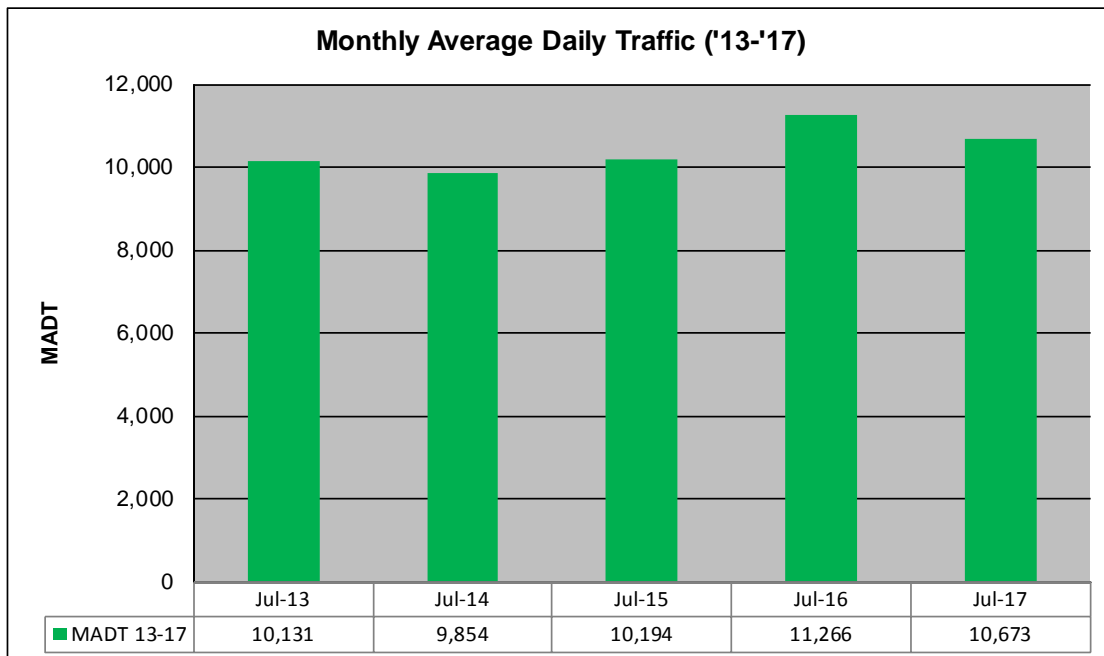


# MONTHLY REPORT, STATION NO. 390 (ATR) JULY 2017

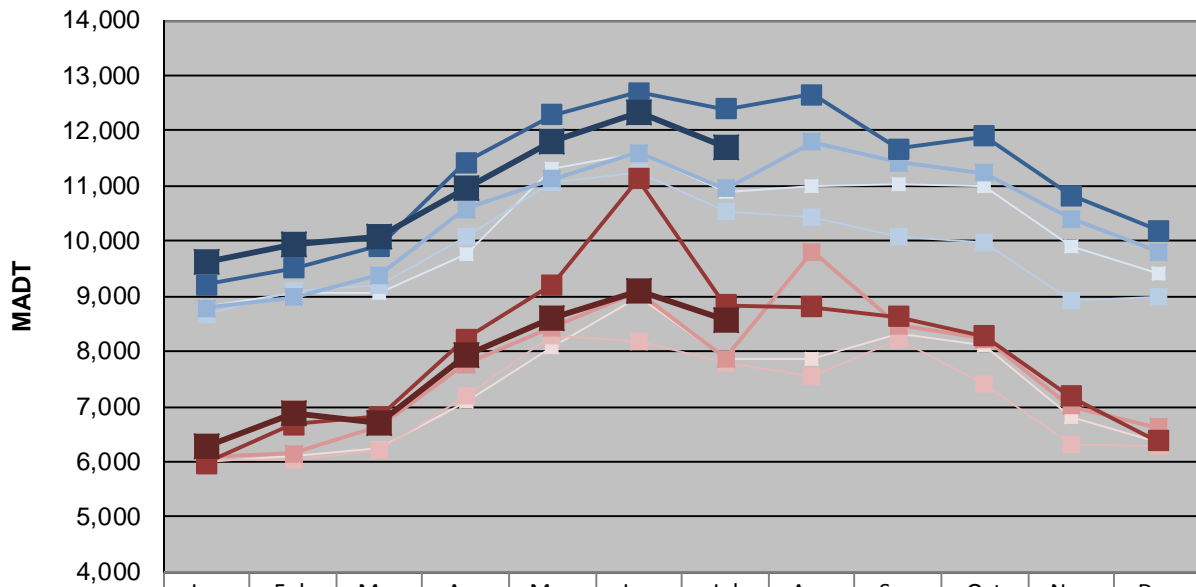
|   |                      |                                    |
|---|----------------------|------------------------------------|
| Station Measurement: VOLUME/SPEED/CLASS |                      |                                    |
| Route: TH 61                            | Route Direction: N/S | Lanes: 2                           |
| County: Washington                      |                      | Closest City: Hugo                 |
| Functional Class: Urban Minor Arterial  |                      |                                    |
| Location: .9 MI N OF CSAH8 IN HUGO      |                      |                                    |
| Ref Post: 153+00.300                    | True Mile: 153.097   | Sequence No. 9878                  |
| <b>Volume: 330,870</b>                  |                      | <b>MADT: 10,673</b>                |
| <b>Weekday (M-F) MADT: 11,694</b>       |                      | <b>Weekend (Sa-Su) MADT: 8,584</b> |



Note: Increase in traffic August 2015 due to detour from I-35E



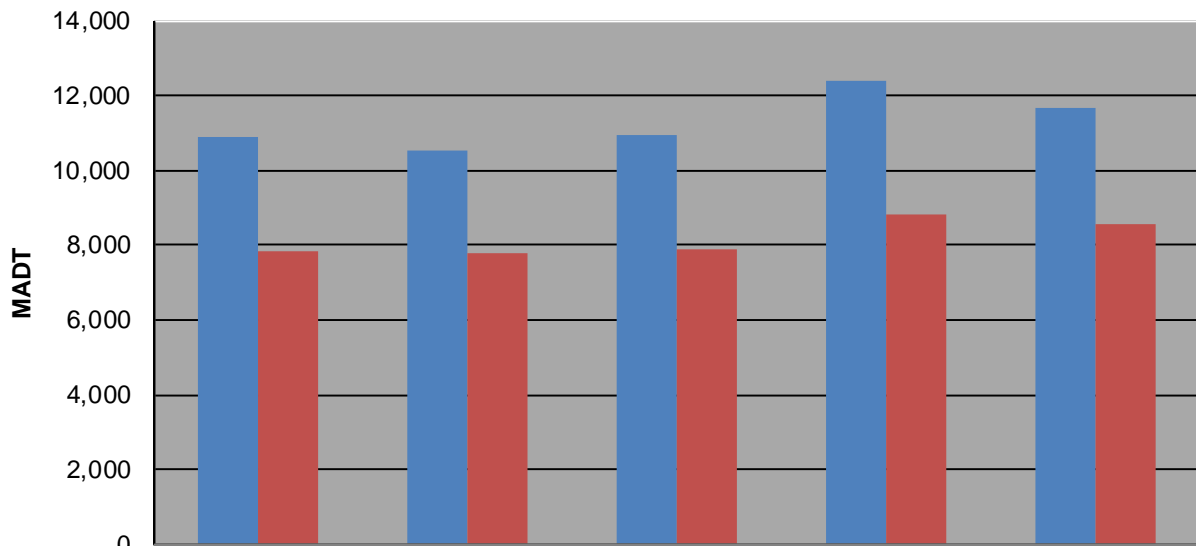
### Weekday (WD)/Weekend (WE) Monthly Average Daily Traffic



|        | Jan   | Feb   | Mar    | Apr    | May    | Jun    | Jul    | Aug    | Sep    | Oct    | Nov    | Dec    |
|--------|-------|-------|--------|--------|--------|--------|--------|--------|--------|--------|--------|--------|
| '13 WD | 8,826 | 9,056 | 9,042  | 9,770  | 11,304 | 11,582 | 10,898 | 11,008 | 11,030 | 11,004 | 9,914  | 9,414  |
| '13 WE | 6,016 | 6,090 | 6,250  | 7,100  | 8,068  | 8,982  | 7,854  | 7,862  | 8,336  | 8,092  | 6,794  | 6,364  |
| '14 WD | 8,660 | 9,098 | 9,196  | 10,088 | 11,074 | 11,252 | 10,530 | 10,418 | 10,070 | 9,984  | 8,918  | 8,980  |
| '14 WE | 6,032 | 6,022 | 6,208  | 7,196  | 8,298  | 8,190  | 7,786  | 7,538  | 8,212  | 7,396  | 6,312  | 6,278  |
| '15 WD | 8,784 | 8,976 | 9,392  | 10,582 | 11,118 | 11,602 | 10,952 | 11,800 | 11,422 | 11,228 | 10,398 | 9,810  |
| '15 WE | 6,102 | 6,150 | 6,664  | 7,760  | 8,438  | 9,082  | 7,878  | 9,810  | 8,478  | 8,224  | 7,014  | 6,624  |
| '16 WD | 9,214 | 9,506 | 9,918  | 11,432 | 12,296 | 12,696 | 12,386 | 12,664 | 11,676 | 11,898 | 10,824 | 10,194 |
| '16 WE | 5,980 | 6,674 | 6,822  | 8,222  | 9,210  | 11,124 | 8,834  | 8,812  | 8,632  | 8,282  | 7,190  | 6,368  |
| '17 WD | 9,626 | 9,954 | 10,090 | 10,958 | 11,794 | 12,324 | 11,694 |        |        |        |        |        |
| '17 WE | 6,274 | 6,886 | 6,696  | 7,944  | 8,616  | 9,106  | 8,584  |        |        |        |        |        |

Note: 'Weekday' defined as Monday-Friday, 'Weekend' defined as Saturday-Sunday

### Weekday/Weekend Monthly Average Daily Traffic ('13-'17)



|         | Jul-13 | Jul-14 | Jul-15 | Jul-16 | Jul-17 |
|---------|--------|--------|--------|--------|--------|
| Weekday | 10,898 | 10,530 | 10,952 | 12,386 | 11,694 |
| Weekend | 7,854  | 7,786  | 7,878  | 8,834  | 8,584  |