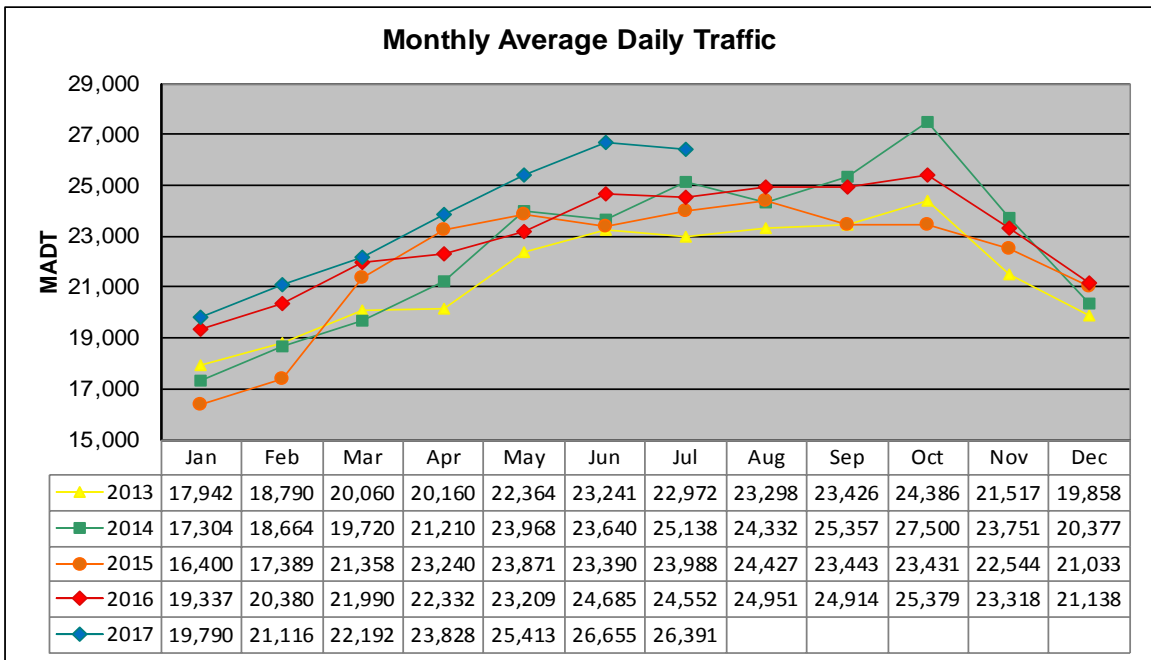


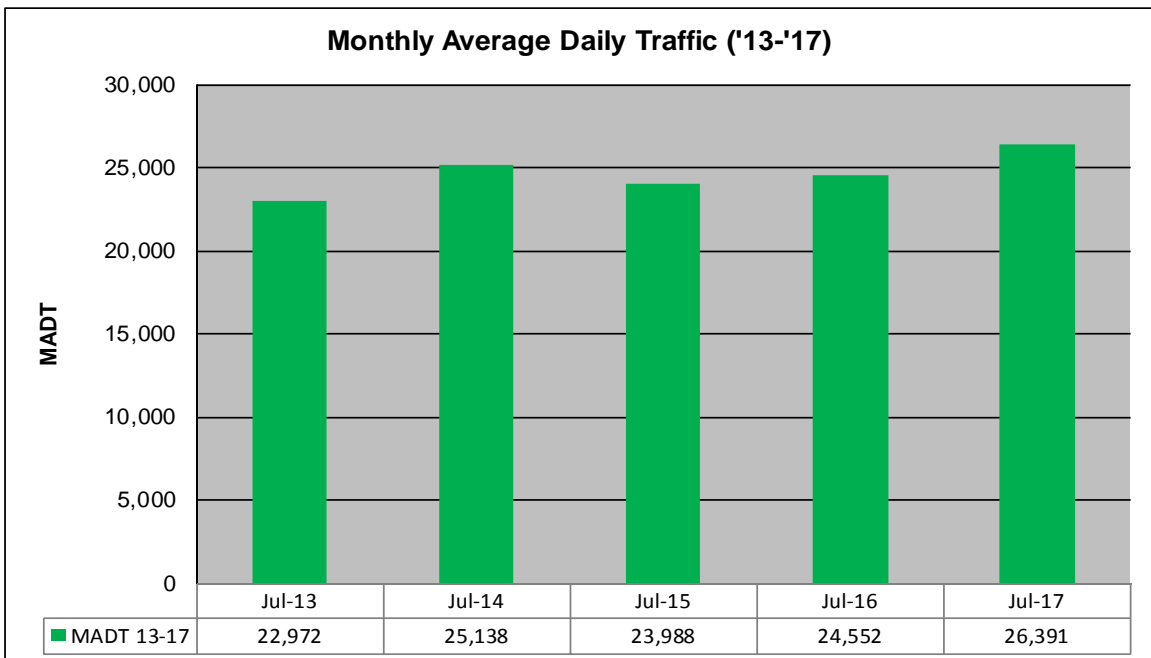
MONTHLY REPORT, STATION NO. 353 (ATR)

JULY 2017

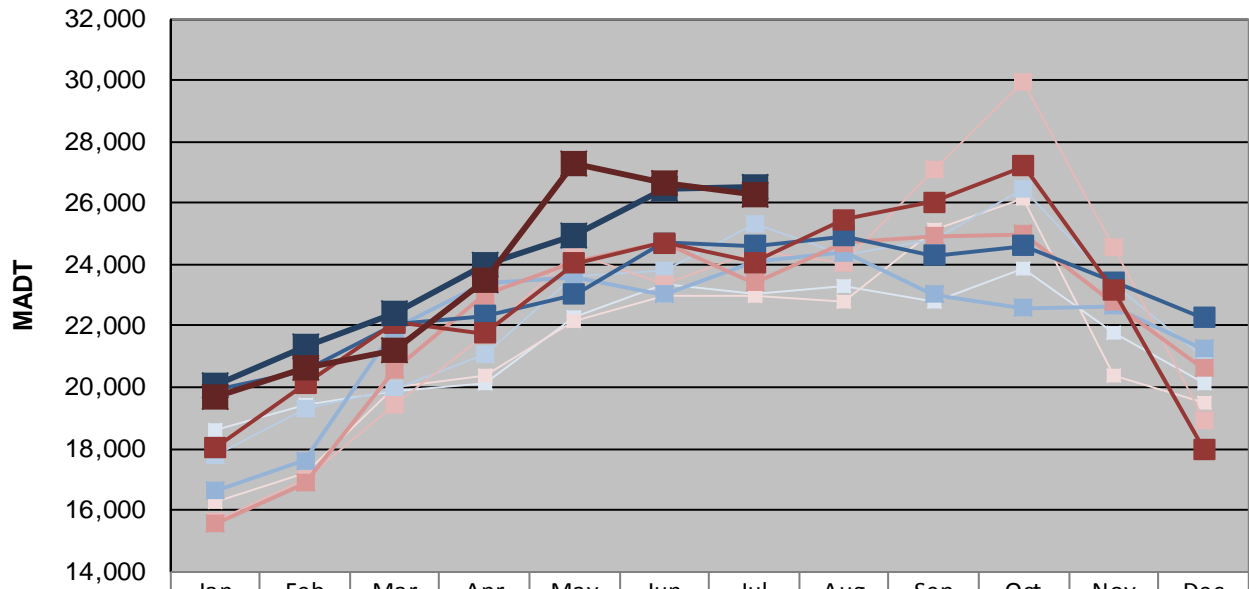
Station Measurement: VOLUME/SPEED/CLASS		
Route: TH 169	Route Direction: N/S	Lanes: 4
County: Scott	Closest City: Jordan	
Functional Class: Rural Principal Arterial - Other		
Location: W OF CR59 (DELAWARE AVE), W OF JORDAN		
Ref Post: 096+00.670	True Mile: 96.198	Sequence No. 6788
Volume: 818,135		MADT: 26,391
Weekday (M-F) MADT: 26,520		Weekend (Sa-Su) MADT: 26,246



Note: Increase in traffic October 2014 due to detours



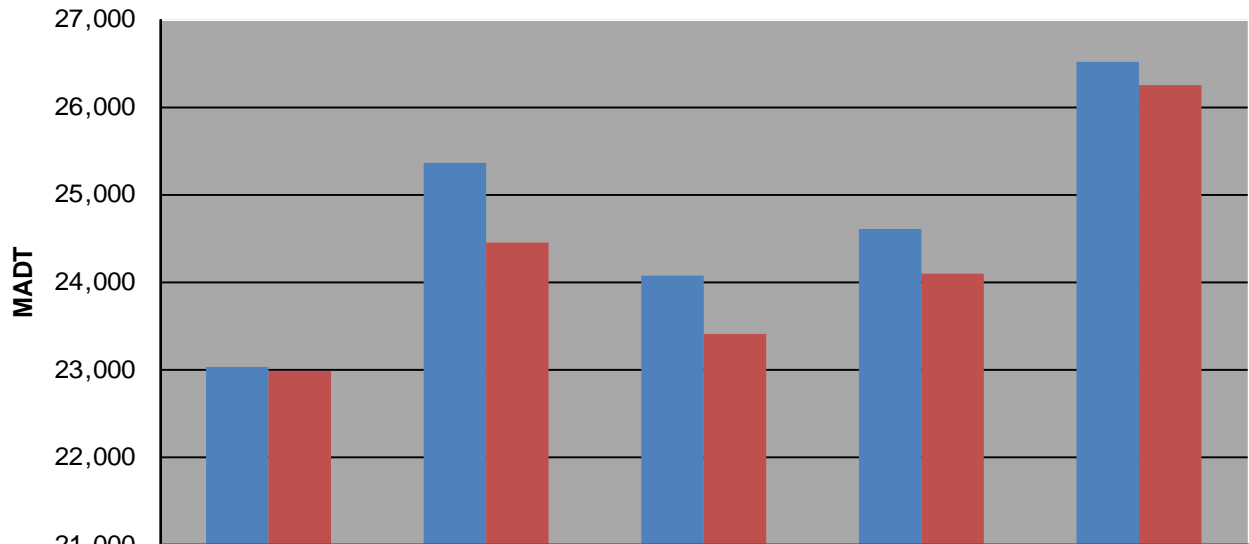
Weekday (WD)/Weekend (WE) Monthly Average Daily Traffic



	Jan	Feb	Mar	Apr	May	Jun	Jul	Aug	Sep	Oct	Nov	Dec
'13 WD	18,604	19,430	19,882	20,124	22,314	23,360	23,032	23,314	22,786	23,898	21,780	20,154
'13 WE	16,298	17,190	20,016	20,362	22,154	23,004	22,986	22,786	25,126	26,168	20,382	19,474
'14 WD	17,786	19,328	19,920	21,112	23,640	23,794	25,350	24,302	24,834	26,440	23,352	20,960
'14 WE	15,610	17,004	19,458	21,744	24,362	23,364	24,450	24,050	27,074	29,966	24,550	18,940
'15 WD	16,630	17,598	21,912	23,386	23,566	23,030	24,066	24,374	23,042	22,592	22,634	21,256
'15 WE	15,560	16,870	20,580	22,990	24,094	24,716	23,412	24,696	24,938	24,996	22,788	20,630
'16 WD	19,884	20,528	22,076	22,346	23,030	24,694	24,608	24,928	24,298	24,600	23,450	22,264
'16 WE	18,018	20,122	22,112	21,750	24,052	24,694	24,086	25,468	26,036	27,212	23,200	17,978
'17 WD	20,044	21,316	22,414	24,010	24,958	26,470	26,520					
'17 WE	19,686	20,616	21,196	23,466	27,274	26,676	26,246					

Note: 'Weekday' defined as Monday-Friday, 'Weekend' defined as Saturday-Sunday

Weekday/Weekend Monthly Average Daily Traffic ('13-'17)



	Jul-13	Jul-14	Jul-15	Jul-16	Jul-17
Weekday	23,032	25,350	24,066	24,608	26,520
Weekend	22,986	24,450	23,412	24,086	26,246