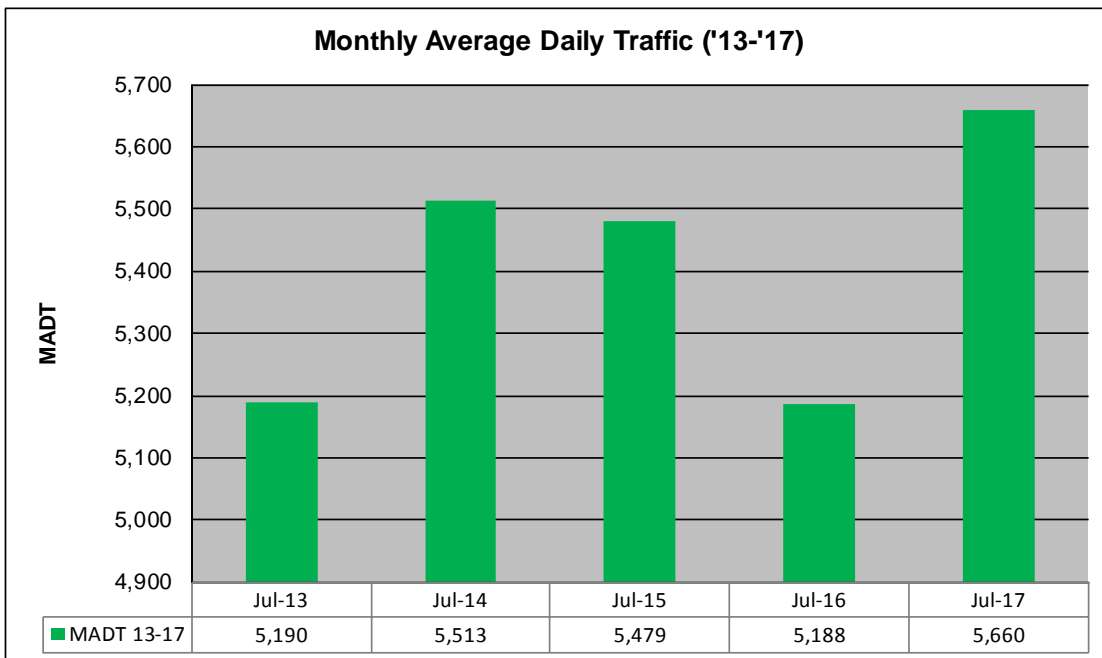
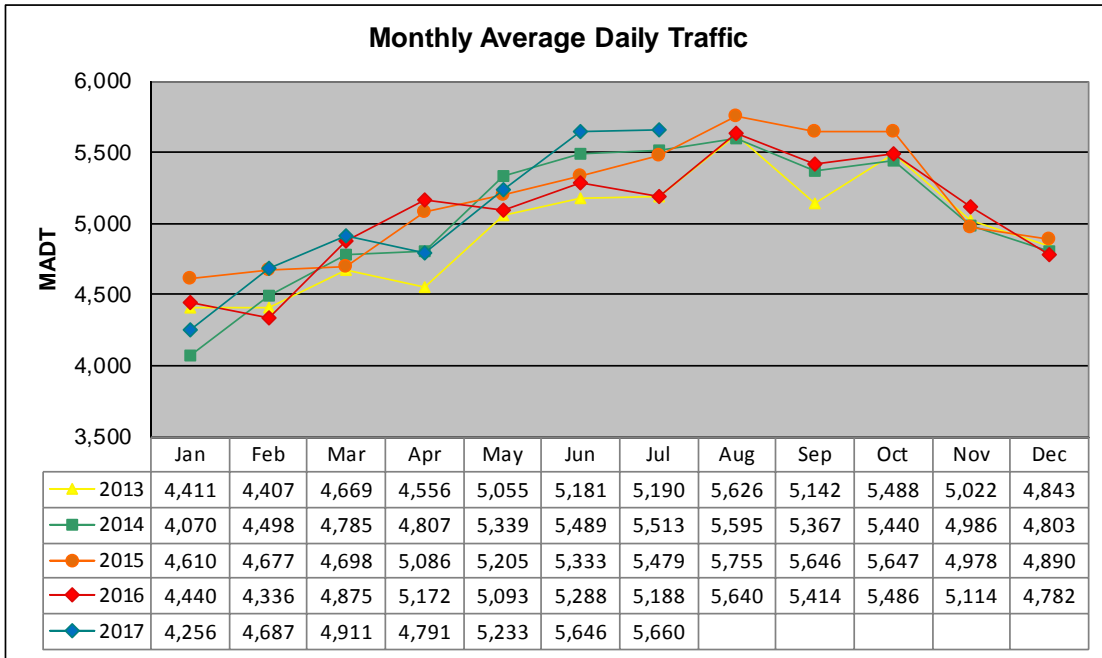


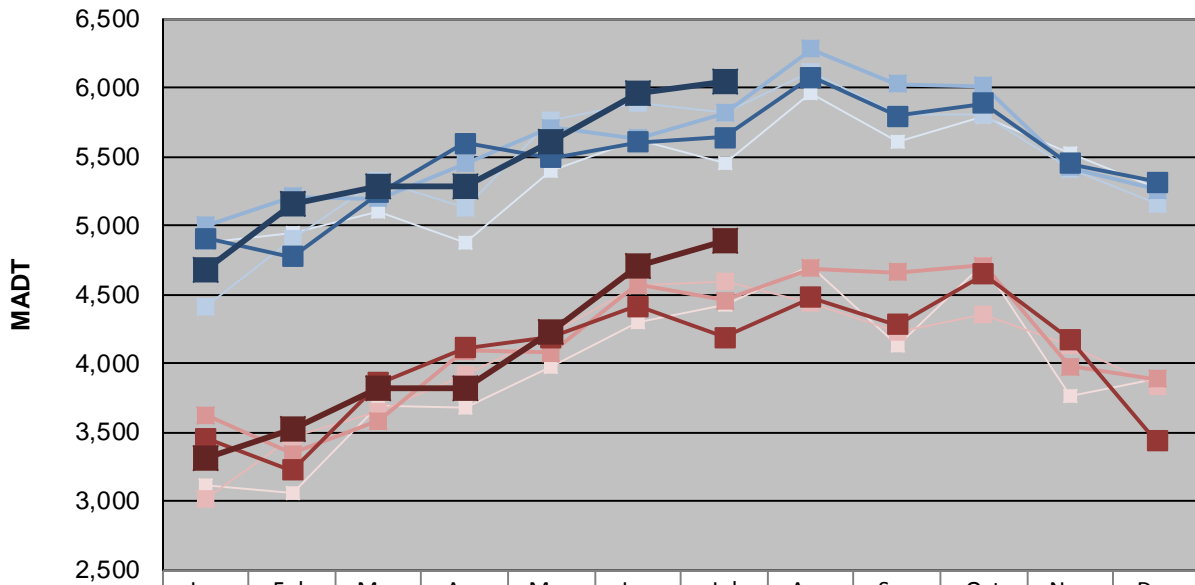
# MONTHLY REPORT, STATION NO. 33 (WIM)

## JULY 2017

|   |                      |                                    |
|---|----------------------|------------------------------------|
| Station Measurement: VOLUME/SPEED/CLASS/WEIGHT      |                      |                                    |
| Route: TH 212                                       | Route Direction: E/W | Lanes: 2                           |
| County: Renville                                    | Closest City: Olivia |                                    |
| Functional Class: Rural Principal Arterial - Other  |                      |                                    |
| Location: .7 MI E OF CSAH14 (1ST ST N), E OF OLIVIA |                      |                                    |
| Ref Post: 078+00.450                                | True Mile: 78.421    | Sequence No. 4669                  |
| <b>Volume: 175,467</b>                              |                      | <b>MADT: 5,660</b>                 |
| <b>Weekday (M-F) MADT: 6,042</b>                    |                      | <b>Weekend (Sa-Su) MADT: 4,890</b> |



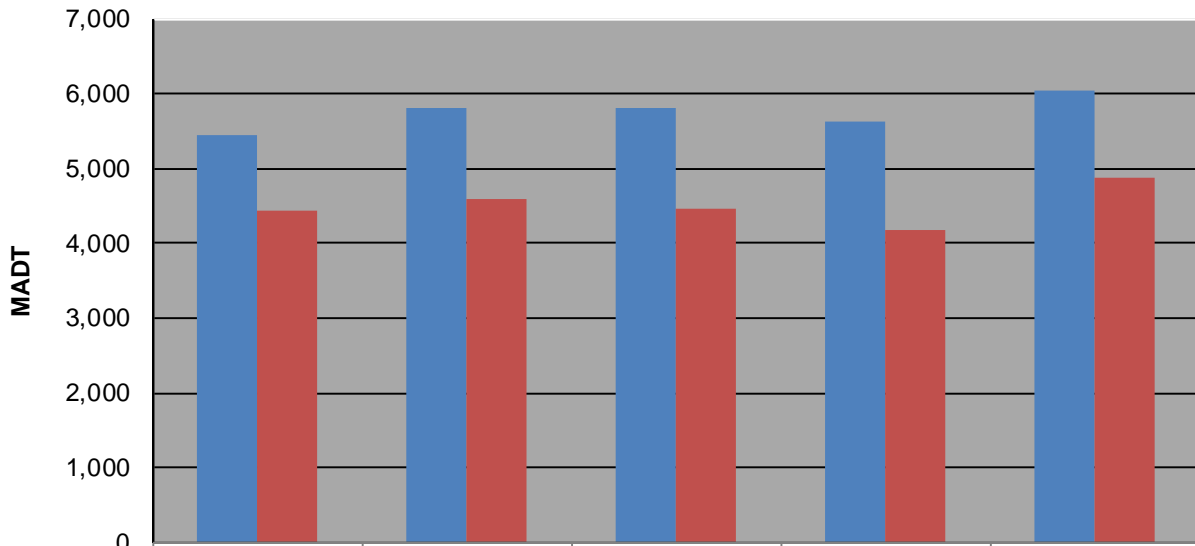
### Weekday (WD)/Weekend (WE) Monthly Average Daily Traffic



|        | Jan   | Feb   | Mar   | Apr   | May   | Jun   | Jul   | Aug   | Sep   | Oct   | Nov   | Dec   |
|--------|-------|-------|-------|-------|-------|-------|-------|-------|-------|-------|-------|-------|
| '13 WD | 4,880 | 4,946 | 5,106 | 4,870 | 5,402 | 5,620 | 5,450 | 5,960 | 5,608 | 5,786 | 5,528 | 5,272 |
| '13 WE | 3,120 | 3,060 | 3,694 | 3,684 | 3,968 | 4,302 | 4,428 | 4,712 | 4,128 | 4,722 | 3,768 | 3,888 |
| '14 WD | 4,408 | 4,910 | 5,330 | 5,134 | 5,758 | 5,882 | 5,822 | 6,116 | 5,802 | 5,806 | 5,412 | 5,158 |
| '14 WE | 3,020 | 3,466 | 3,654 | 3,920 | 4,212 | 4,572 | 4,598 | 4,444 | 4,234 | 4,352 | 4,134 | 3,830 |
| '15 WD | 5,002 | 5,208 | 5,194 | 5,448 | 5,708 | 5,634 | 5,814 | 6,282 | 6,026 | 6,014 | 5,420 | 5,258 |
| '15 WE | 3,626 | 3,348 | 3,586 | 4,092 | 4,076 | 4,570 | 4,456 | 4,690 | 4,662 | 4,710 | 3,978 | 3,888 |
| '16 WD | 4,910 | 4,774 | 5,240 | 5,596 | 5,490 | 5,604 | 5,636 | 6,074 | 5,794 | 5,888 | 5,446 | 5,318 |
| '16 WE | 3,456 | 3,224 | 3,860 | 4,114 | 4,188 | 4,416 | 4,190 | 4,478 | 4,278 | 4,646 | 4,176 | 3,440 |
| '17 WD | 4,678 | 5,154 | 5,278 | 5,278 | 5,612 | 5,956 | 6,042 |       |       |       |       |       |
| '17 WE | 3,320 | 3,518 | 3,816 | 3,816 | 4,234 | 4,702 | 4,890 |       |       |       |       |       |

Note: 'Weekday' defined as Monday-Friday, 'Weekend' defined as Saturday-Sunday

### Weekday/Weekend Monthly Average Daily Traffic ('13-'17)



|         | Jul-13 | Jul-14 | Jul-15 | Jul-16 | Jul-17 |
|---------|--------|--------|--------|--------|--------|
| Weekday | 5,450  | 5,822  | 5,814  | 5,636  | 6,042  |
| Weekend | 4,428  | 4,598  | 4,456  | 4,190  | 4,890  |