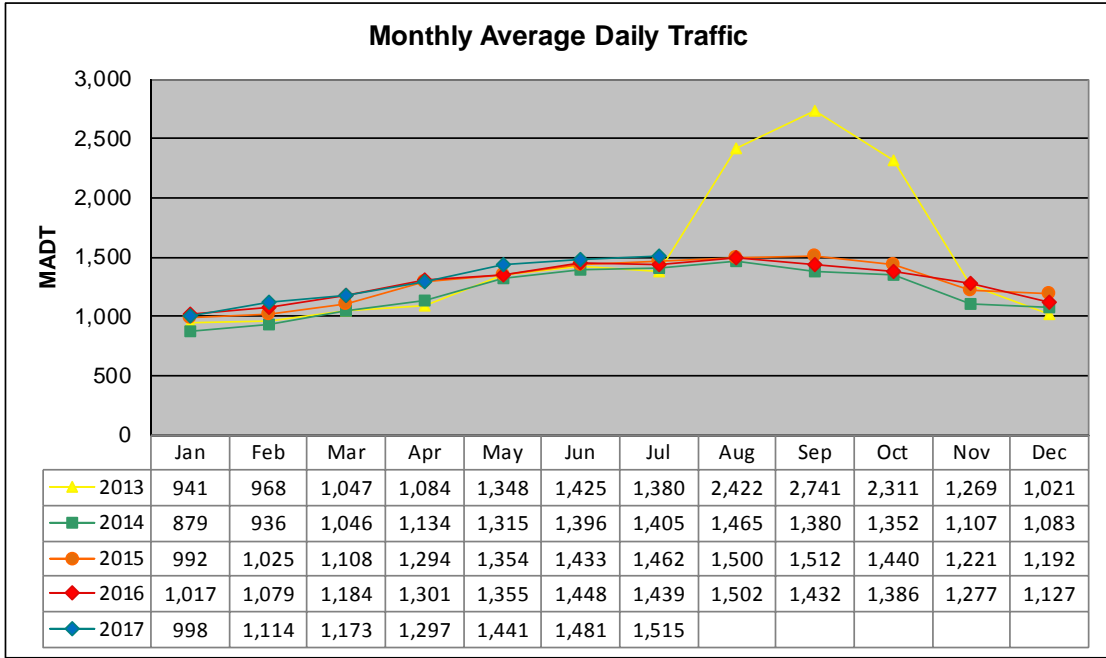


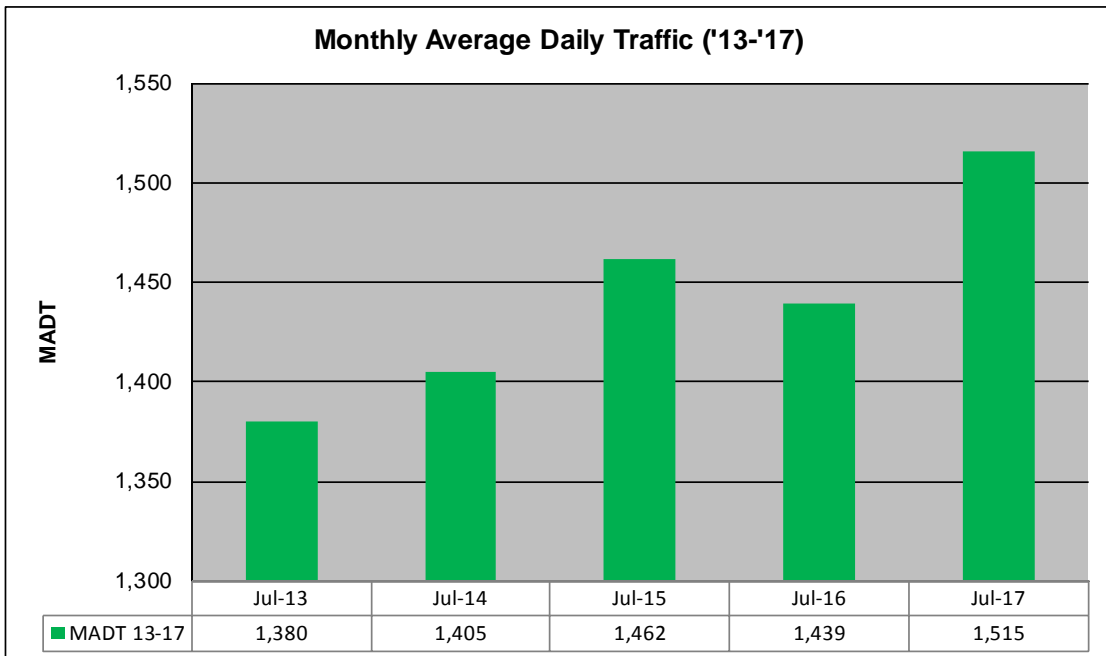
MONTHLY REPORT, STATION NO. 233 (ATR)

JULY 2017

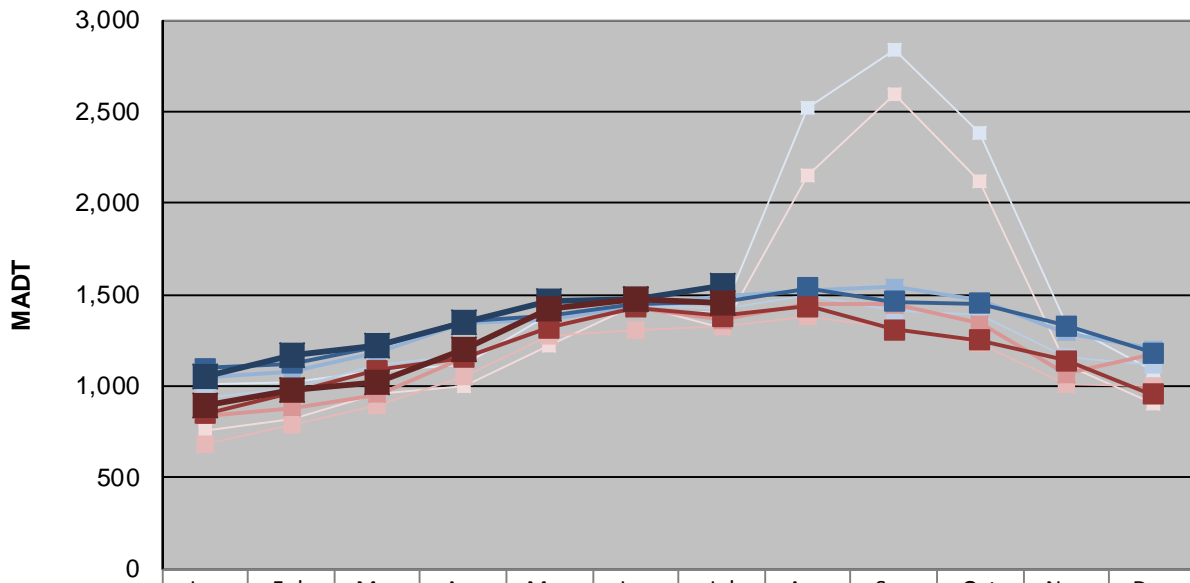
Station Measurement: VOLUME/SPEED/CLASS		
Route: CSAH 9	Route Direction: N/S	Lanes: 2
County: Sibley	Closest City: Arlington	
Functional Class: Rural Major Collector		
Location: .7 MI N OF 226TH ST, N OF ARLINGTON		
Ref Post: 014+00.025	True Mile: 14.025	Sequence No. 22510
Volume: 46,977		MADT: 1,515
Weekday (M-F) MADT: 1,546		Weekend (Sa-Su) MADT: 1,454



Note: Increase in traffic August to October 2013 due to detour from TH 5



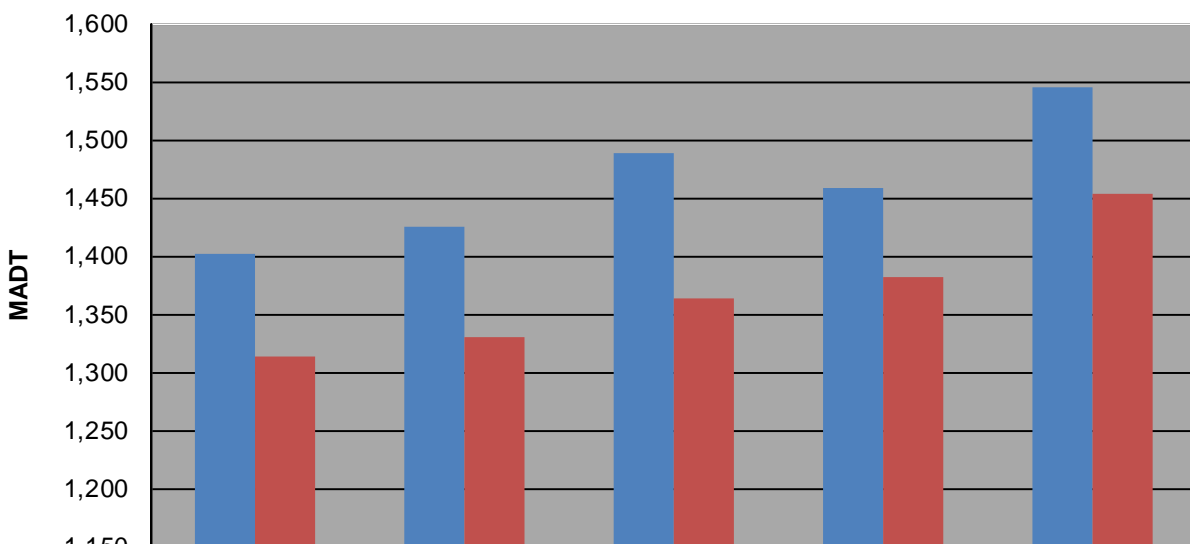
Weekday (WD)/Weekend (WE) Monthly Average Daily Traffic



	Jan	Feb	Mar	Apr	May	Jun	Jul	Aug	Sep	Oct	Nov	Dec
'13 WD	1,010	1,026	1,080	1,116	1,388	1,416	1,402	2,516	2,832	2,388	1,334	1,080
'13 WE	756	826	958	1,000	1,224	1,444	1,314	2,156	2,590	2,120	1,112	902
'14 WD	940	994	1,118	1,170	1,318	1,444	1,426	1,496	1,412	1,386	1,158	1,116
'14 WE	684	792	898	1,050	1,270	1,304	1,330	1,376	1,316	1,236	1,008	996
'15 WD	1,050	1,084	1,182	1,340	1,362	1,442	1,488	1,528	1,544	1,470	1,294	1,202
'15 WE	842	882	956	1,158	1,318	1,430	1,364	1,452	1,444	1,342	1,064	1,176
'16 WD	1,096	1,126	1,220	1,352	1,384	1,454	1,458	1,534	1,464	1,452	1,332	1,182
'16 WE	848	966	1,088	1,158	1,318	1,432	1,382	1,438	1,312	1,250	1,138	956
'17 WD	1,050	1,166	1,222	1,346	1,460	1,472	1,546					
'17 WE	894	984	1,018	1,198	1,420	1,476	1,454					

Note: 'Weekday' defined as Monday-Friday, 'Weekend' defined as Saturday-Sunday

Weekday/Weekend Monthly Average Daily Traffic ('13-'17)



	Jul-13	Jul-14	Jul-15	Jul-16	Jul-17
Weekday	1,402	1,426	1,488	1,458	1,546
Weekend	1,314	1,330	1,364	1,382	1,454