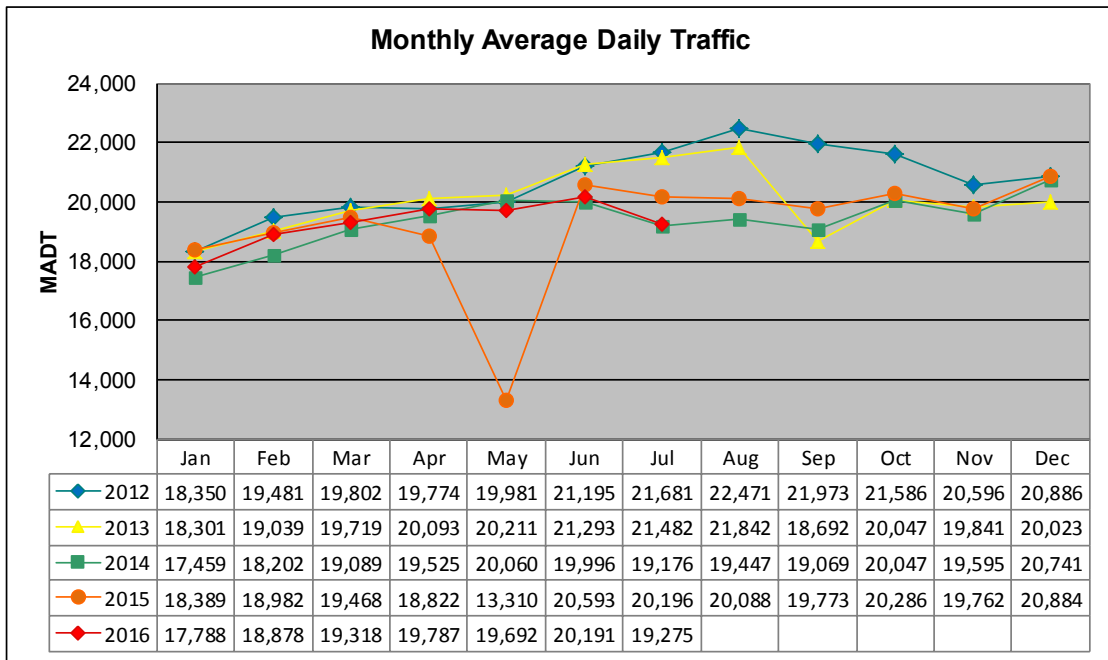


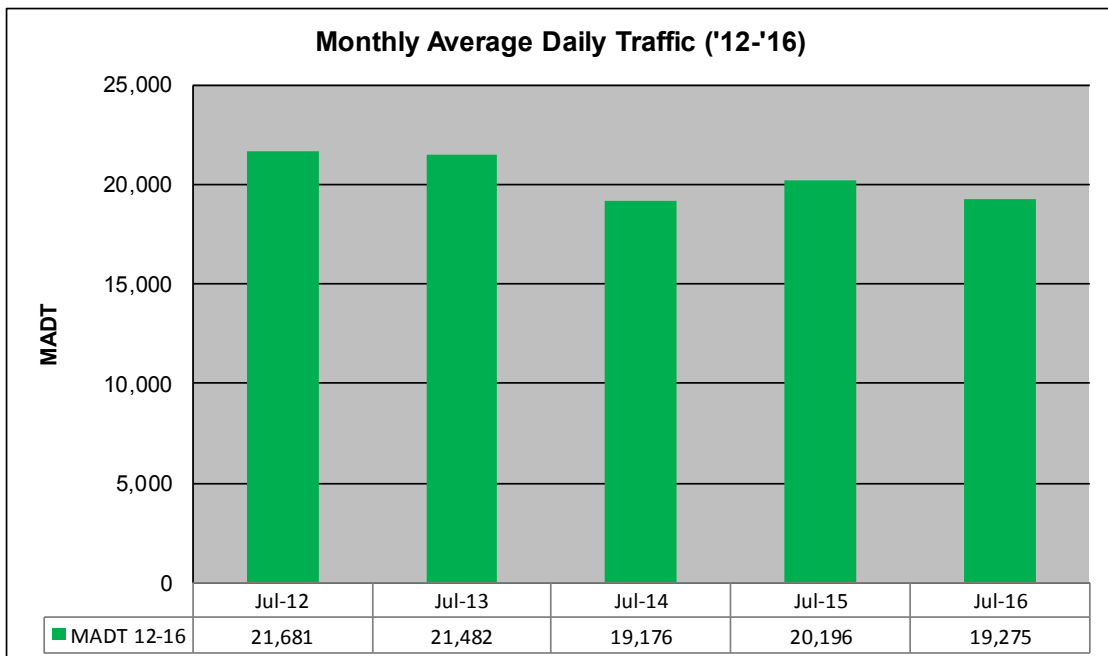
# MONTHLY REPORT, STATION NO. 464 (ATR)

## JULY 2016

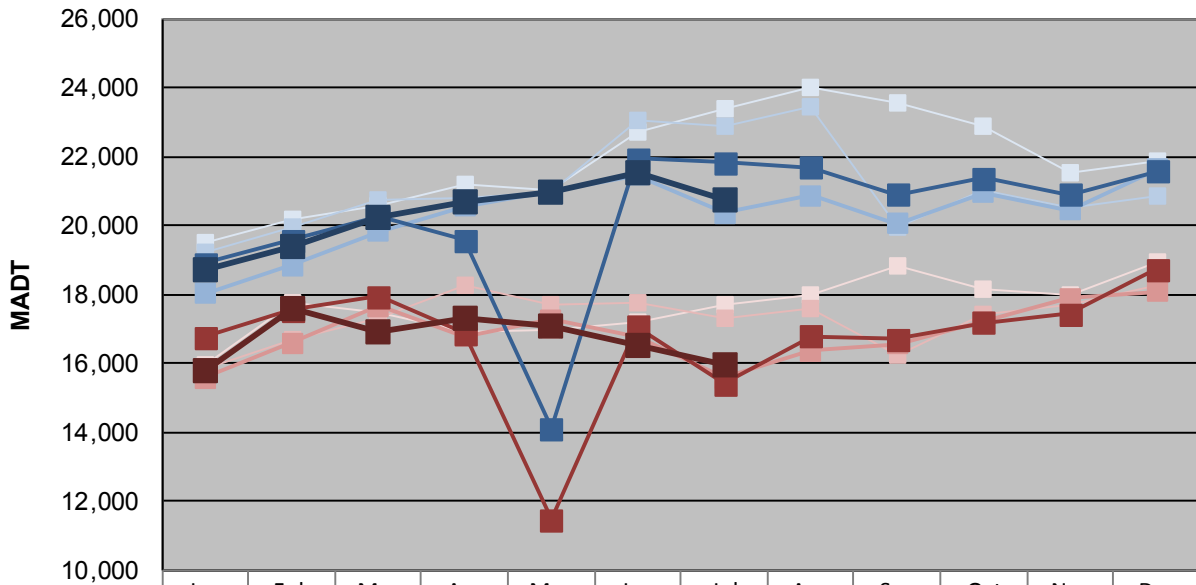
|   |                         |                                     |
|---|-------------------------|-------------------------------------|
| Station Measurement: VOLUME/SPEED/CLASS |                         |                                     |
| Route: CSAH 20                          | Route Direction: E/W    | Lanes: 4                            |
| County: Ramsey                          | Closest City: Maplewood |                                     |
| Functional Class: Urban Minor Arterial  |                         |                                     |
| Location: E OF TH61 IN MAPLEWOOD        |                         |                                     |
| Ref Post: 000+00.870                    | True Mile: 8.986        | Sequence No. 9912                   |
| <b>Volume: 597,517</b>                  |                         | <b>MADT: 19,275</b>                 |
| <b>Weekday (M-F) MADT: 20,754</b>       |                         | <b>Weekend (Sa-Su) MADT: 15,968</b> |



Note: Decrease in traffic September 2013 and April/May 2015 due to construction on TH 61



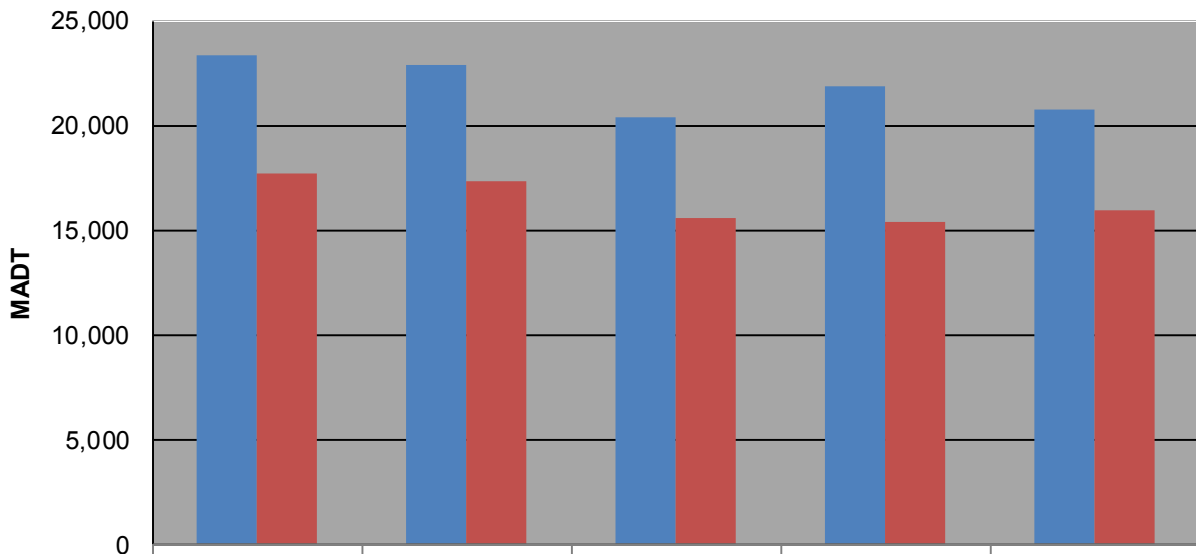
### Weekday (WD)/Weekend (WE) Monthly Average Daily Traffic



|        | Jan    | Feb    | Mar    | Apr    | May    | Jun    | Jul    | Aug    | Sep    | Oct    | Nov    | Dec    |
|--------|--------|--------|--------|--------|--------|--------|--------|--------|--------|--------|--------|--------|
| '12 WD | 19,524 | 20,188 | 20,556 | 21,194 | 21,008 | 22,726 | 23,372 | 23,980 | 23,542 | 22,888 | 21,540 | 21,880 |
| '12 WE | 15,930 | 17,750 | 17,494 | 16,896 | 16,958 | 17,168 | 17,682 | 17,964 | 18,834 | 18,160 | 17,988 | 18,938 |
| '13 WD | 19,238 | 19,980 | 20,760 | 20,780 | 20,958 | 23,056 | 22,878 | 23,462 | 19,932 | 21,002 | 20,488 | 20,852 |
| '13 WE | 15,824 | 16,688 | 17,300 | 18,244 | 17,718 | 17,768 | 17,296 | 17,612 | 16,218 | 17,424 | 17,712 | 18,236 |
| '14 WD | 18,024 | 18,842 | 19,814 | 20,546 | 20,992 | 21,472 | 20,364 | 20,858 | 20,052 | 20,960 | 20,454 | 21,620 |
| '14 WE | 15,572 | 16,600 | 17,654 | 16,776 | 17,256 | 16,798 | 15,562 | 16,364 | 16,566 | 17,210 | 17,878 | 18,068 |
| '15 WD | 18,904 | 19,560 | 20,258 | 19,576 | 14,126 | 21,938 | 21,818 | 21,684 | 20,892 | 21,368 | 20,908 | 21,568 |
| '15 WE | 16,754 | 17,536 | 17,954 | 16,860 | 11,476 | 17,066 | 15,394 | 16,800 | 16,696 | 17,180 | 17,426 | 18,738 |
| '16 WD | 18,740 | 19,370 | 20,220 | 20,666 | 20,948 | 21,516 | 20,754 |        |        |        |        |        |
| '16 WE | 15,774 | 17,616 | 16,906 | 17,334 | 17,068 | 16,524 | 15,968 |        |        |        |        |        |

Note: 'Weekday' defined as Monday-Friday, 'Weekend' defined as Saturday-Sunday

### Weekday/Weekend Monthly Average Daily Traffic ('12-'16)



|         | Jul-12 | Jul-13 | Jul-14 | Jul-15 | Jul-16 |
|---------|--------|--------|--------|--------|--------|
| Weekday | 23,372 | 22,878 | 20,364 | 21,818 | 20,754 |
| Weekend | 17,682 | 17,296 | 15,562 | 15,394 | 15,968 |