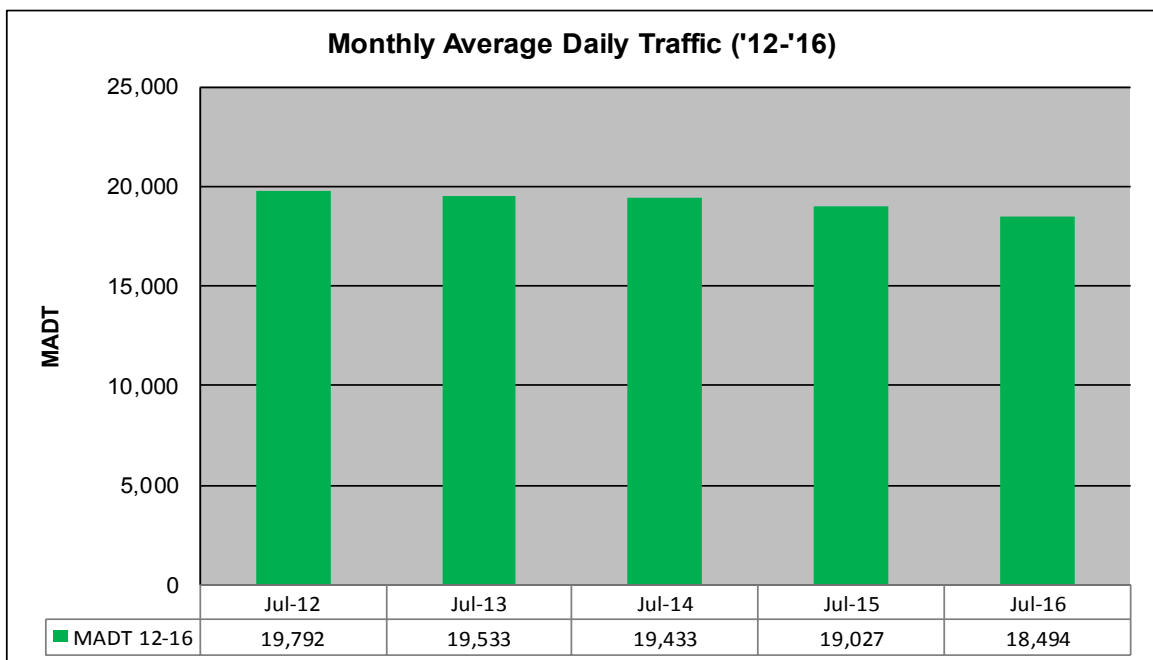
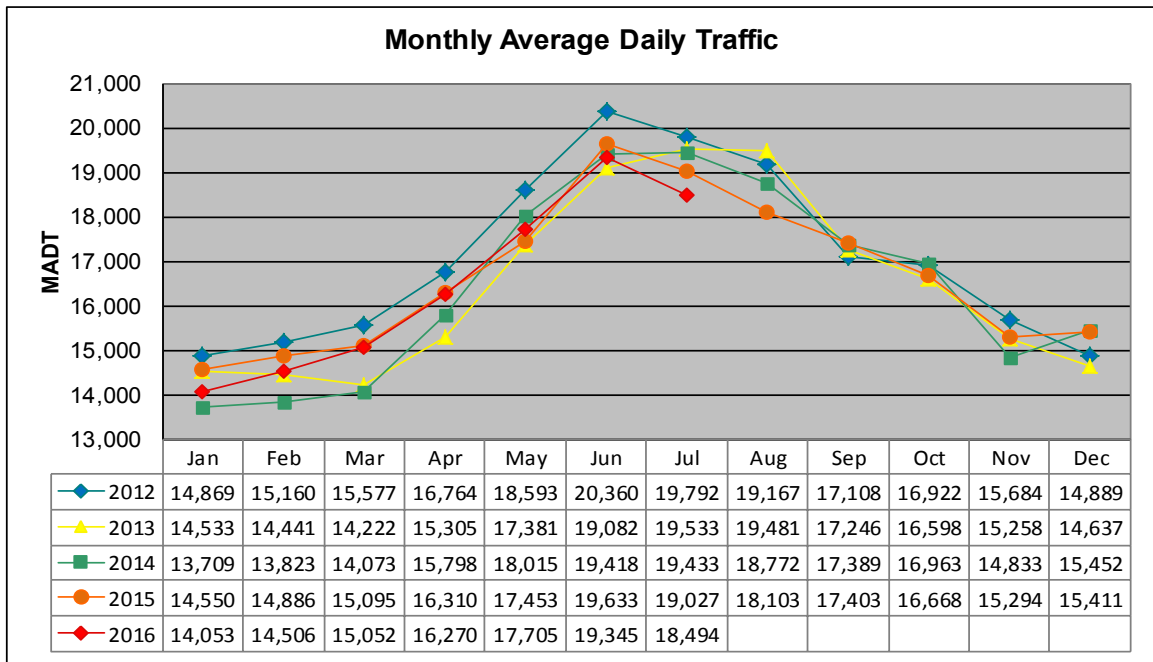


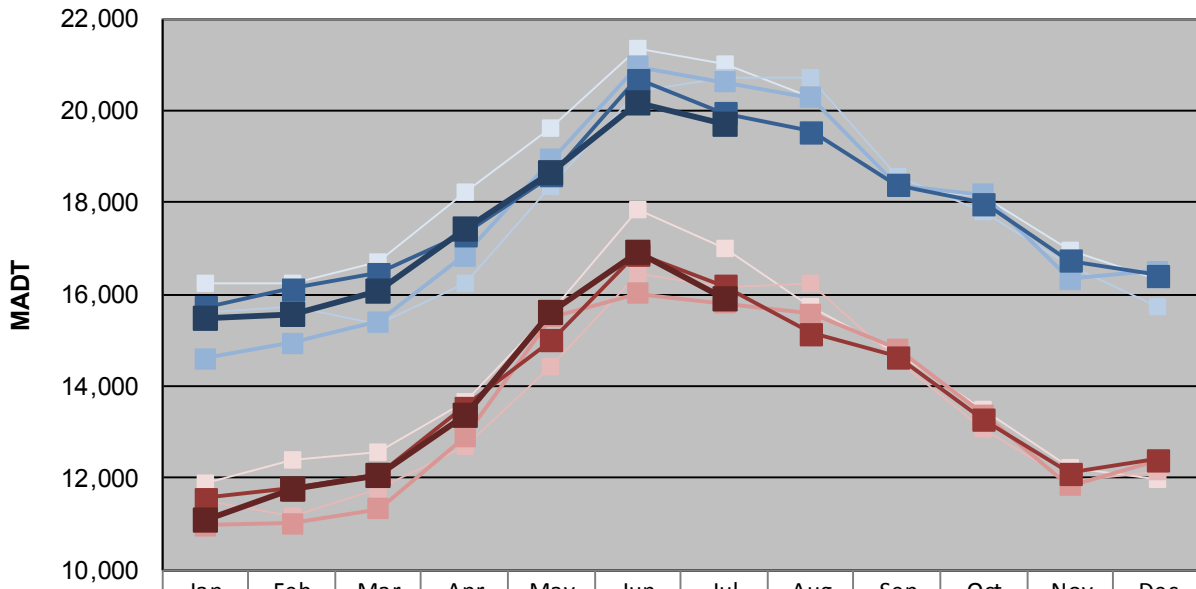
MONTHLY REPORT, STATION NO. 407 (ATR)

JULY 2016

Station Measurement: VOLUME/SPEED/CLASS		
Route: CSAH 15	Route Direction: E/W	Lanes: 2
County: Hennepin		Closest City: Orono
Functional Class: Urban Minor Arterial		
Location: NE OF SPATES AVE IN ORONO		
Ref Post: 010+00.900	True Mile: 10.9	Sequence No. 9885
Volume: 573,322		MADT: 18,494
Weekday (M-F) MADT: 19,712		Weekend (Sa-Su) MADT: 15,886



Weekday (WD)/Weekend (WE) Monthly Average Daily Traffic



	Jan	Feb	Mar	Apr	May	Jun	Jul	Aug	Sep	Oct	Nov	Dec
'12 WD	16,232	16,242	16,702	18,208	19,608	21,334	21,012	20,308	18,298	18,156	16,944	16,332
'12 WE	11,878	12,378	12,576	13,650	15,618	17,864	16,994	15,742	14,728	13,478	12,232	11,982
'13 WD	15,604	15,746	15,338	16,246	18,342	20,406	20,698	20,704	18,552	17,808	16,600	15,734
'13 WE	11,498	11,182	11,786	12,696	14,420	16,434	16,172	16,246	14,538	13,074	11,944	12,150
'14 WD	14,604	14,944	15,416	16,836	18,928	20,962	20,612	20,286	18,388	18,170	16,332	16,510
'14 WE	10,974	11,022	11,330	12,896	15,502	16,016	15,806	15,576	14,810	13,374	11,834	12,360
'15 WD	15,718	16,134	16,452	17,300	18,584	20,676	19,950	19,544	18,390	17,974	16,740	16,430
'15 WE	11,562	11,766	12,094	13,540	15,002	16,890	16,182	15,154	14,648	13,274	12,110	12,410
'16 WD	15,500	15,568	16,088	17,416	18,652	20,176	19,712					
'16 WE	11,070	11,782	12,052	13,354	15,612	16,936	15,886					

Note: 'Weekday' defined as Monday-Friday, 'Weekend' defined as Saturday-Sunday

Weekday/Weekend Monthly Average Daily Traffic ('12-'16)

