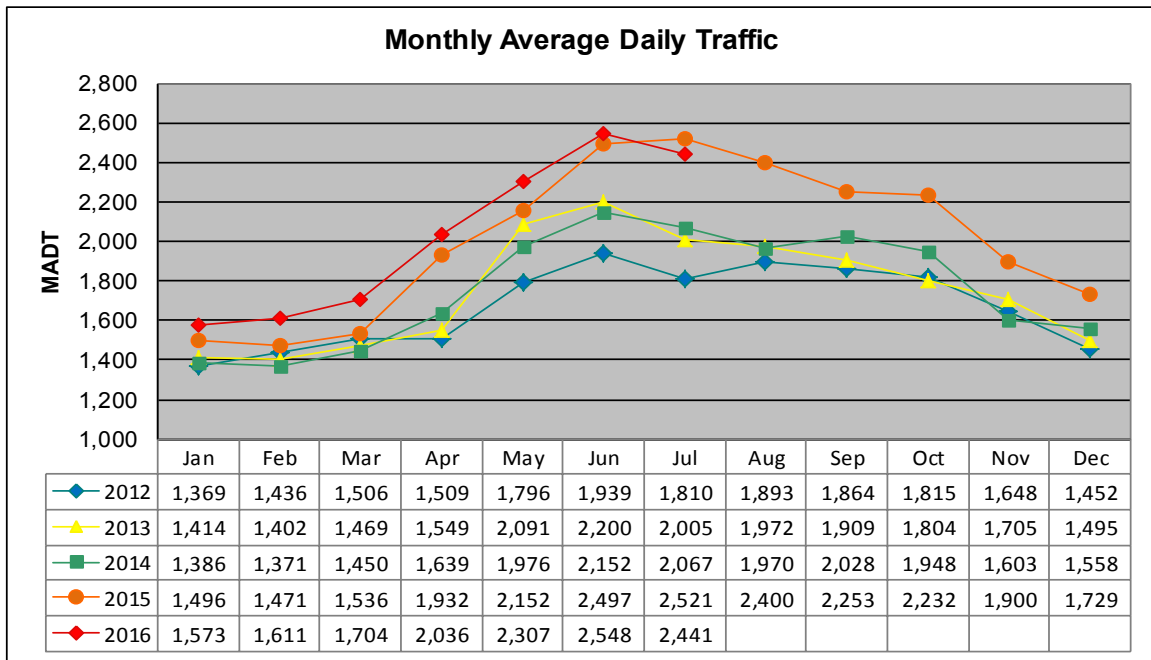


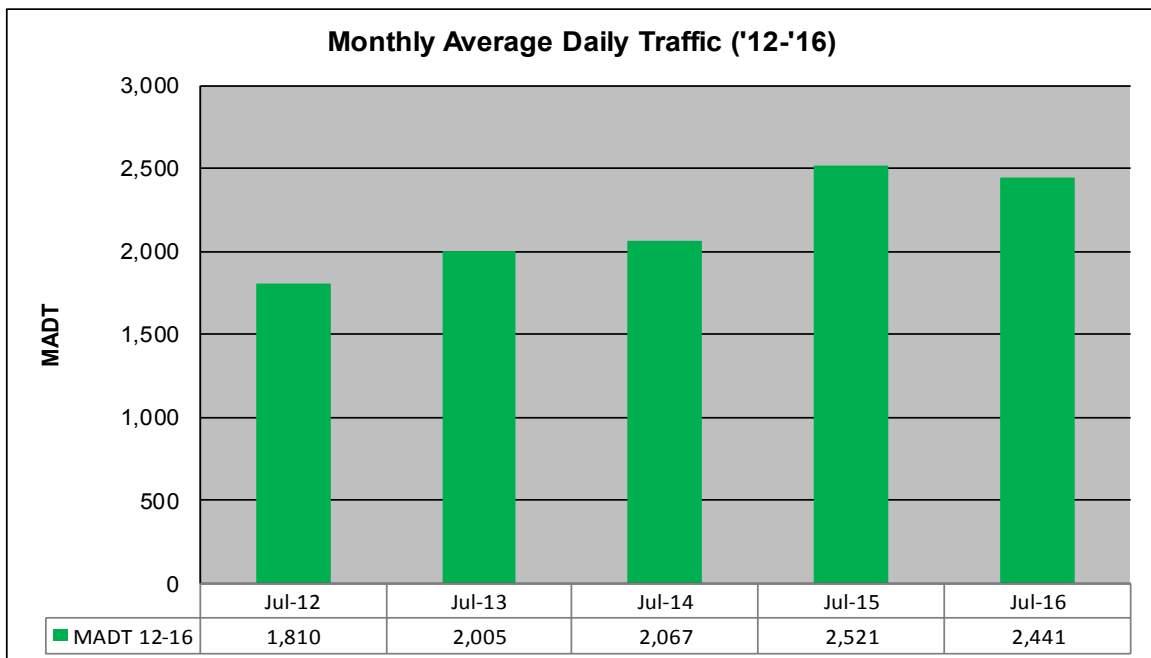
MONTHLY REPORT, STATION NO. 400 (ATR)

JULY 2016

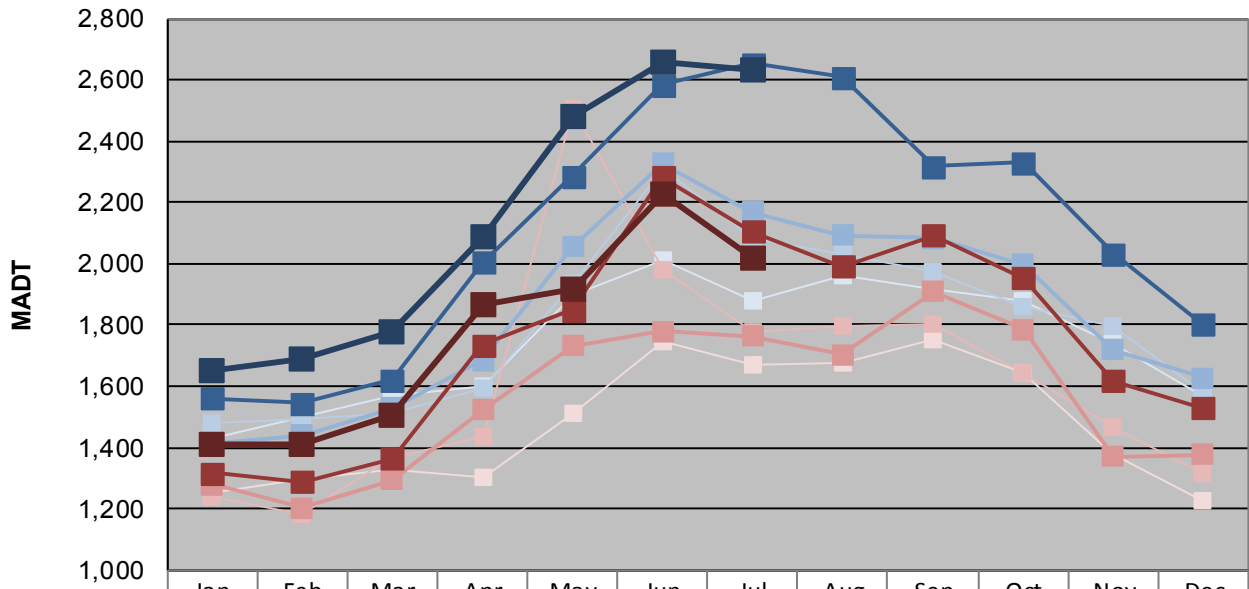
| | | |
|-----------------------------------------|----------------------|------------------------------------|
| Station Measurement: VOLUME/SPEED/CLASS | | |
| Route: CSAH 92 | Route Direction: N/S | Lanes: 2 |
| County: Hennepin | | Closest City: Independence |
| Functional Class: Rural Minor Arterial | | |
| Location: S OF TH12 IN INDEPENDENCE | | |
| Ref Post: 010+00.330 | True Mile: 10.33 | Sequence No. 9879 |
| Volume: 75,671 | | MADT: 2,441 |
| Weekday (M-F) MADT: 2,634 | | (Sa-Su) Weekend MADT: 2,018 |



Note: Increase in traffic April 2015 & 2016 and June to August 2015 due to detours



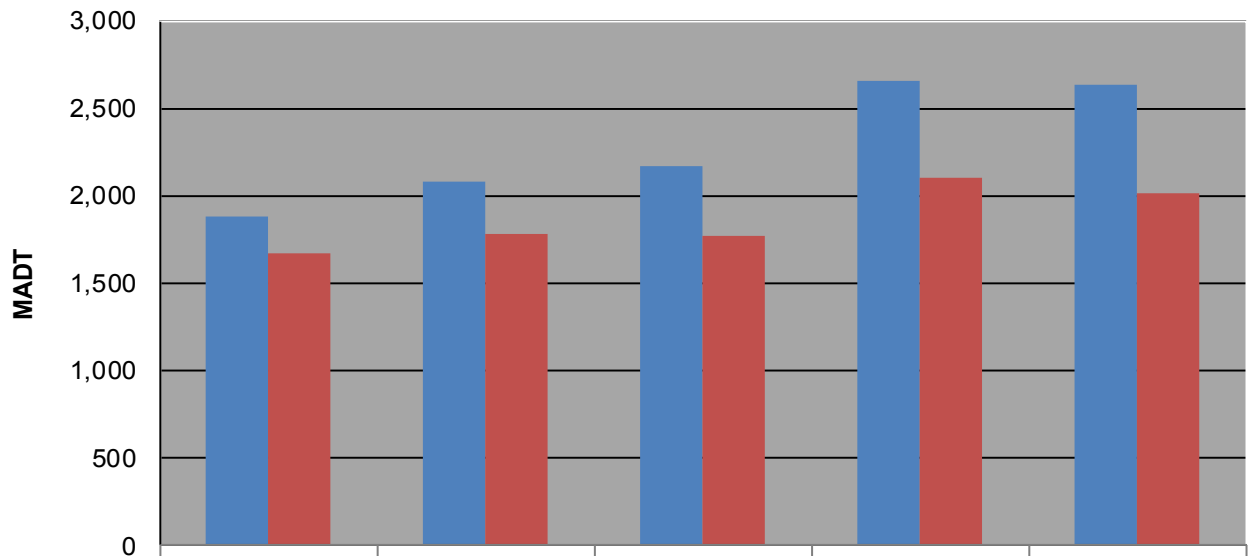
Weekday (WD)/Weekend (WE) Monthly Average Daily Traffic



| | Jan | Feb | Mar | Apr | May | Jun | Jul | Aug | Sep | Oct | Nov | Dec |
|--------|-------|-------|-------|-------|-------|-------|-------|-------|-------|-------|-------|-------|
| '12 WD | 1,432 | 1,496 | 1,568 | 1,602 | 1,896 | 2,012 | 1,876 | 1,962 | 1,920 | 1,876 | 1,742 | 1,568 |
| '12 WE | 1,250 | 1,294 | 1,330 | 1,304 | 1,514 | 1,748 | 1,670 | 1,674 | 1,752 | 1,646 | 1,378 | 1,224 |
| '13 WD | 1,478 | 1,492 | 1,510 | 1,594 | 1,938 | 2,312 | 2,084 | 2,032 | 1,972 | 1,860 | 1,796 | 1,580 |
| '13 WE | 1,240 | 1,180 | 1,368 | 1,434 | 2,506 | 1,978 | 1,780 | 1,794 | 1,804 | 1,644 | 1,468 | 1,318 |
| '14 WD | 1,416 | 1,440 | 1,528 | 1,684 | 2,054 | 2,328 | 2,168 | 2,092 | 2,084 | 1,998 | 1,718 | 1,628 |
| '14 WE | 1,278 | 1,202 | 1,294 | 1,524 | 1,732 | 1,780 | 1,764 | 1,702 | 1,910 | 1,786 | 1,372 | 1,376 |
| '15 WD | 1,560 | 1,546 | 1,620 | 2,004 | 2,286 | 2,584 | 2,654 | 2,610 | 2,316 | 2,330 | 2,032 | 1,800 |
| '15 WE | 1,318 | 1,288 | 1,366 | 1,736 | 1,850 | 2,284 | 2,106 | 1,990 | 2,092 | 1,954 | 1,618 | 1,530 |
| '16 WD | 1,650 | 1,690 | 1,778 | 2,090 | 2,480 | 2,656 | 2,634 | | | | | |
| '16 WE | 1,408 | 1,412 | 1,504 | 1,866 | 1,918 | 2,230 | 2,018 | | | | | |

Note: 'Weekday' defined as Monday-Friday, 'Weekend' defined as Saturday-Sunday

Weekday/Weekend Monthly Average Daily Traffic ('12-'16)



| | Jul-12 | Jul-13 | Jul-14 | Jul-15 | Jul-16 |
|---------|--------|--------|--------|--------|--------|
| Weekday | 1,876 | 2,084 | 2,168 | 2,654 | 2,634 |
| Weekend | 1,670 | 1,780 | 1,764 | 2,106 | 2,018 |