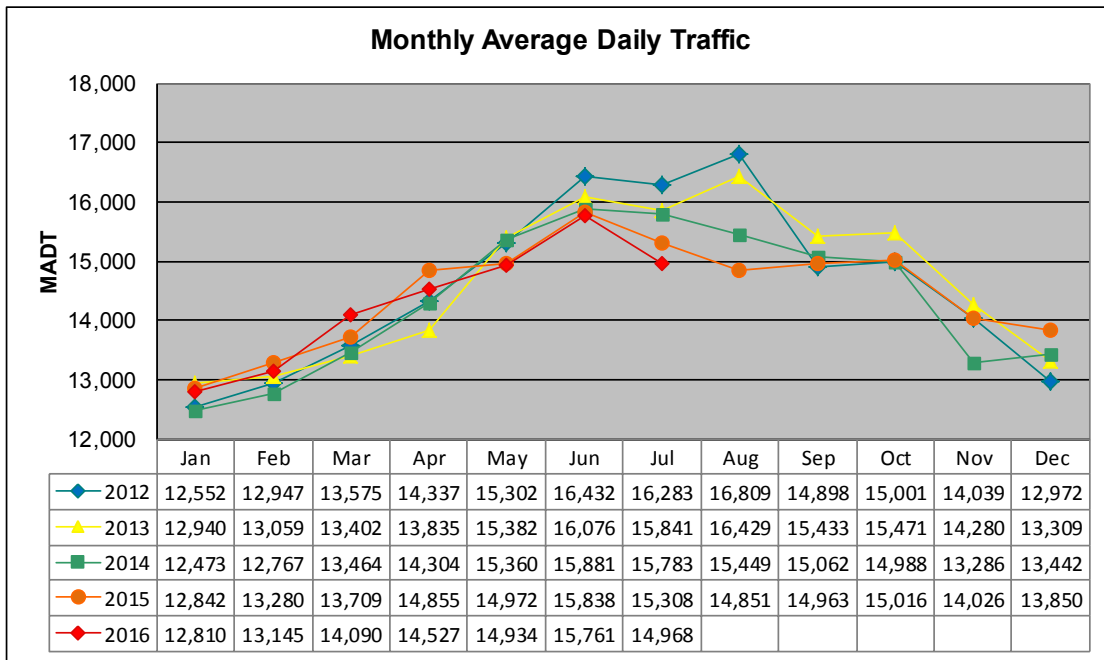


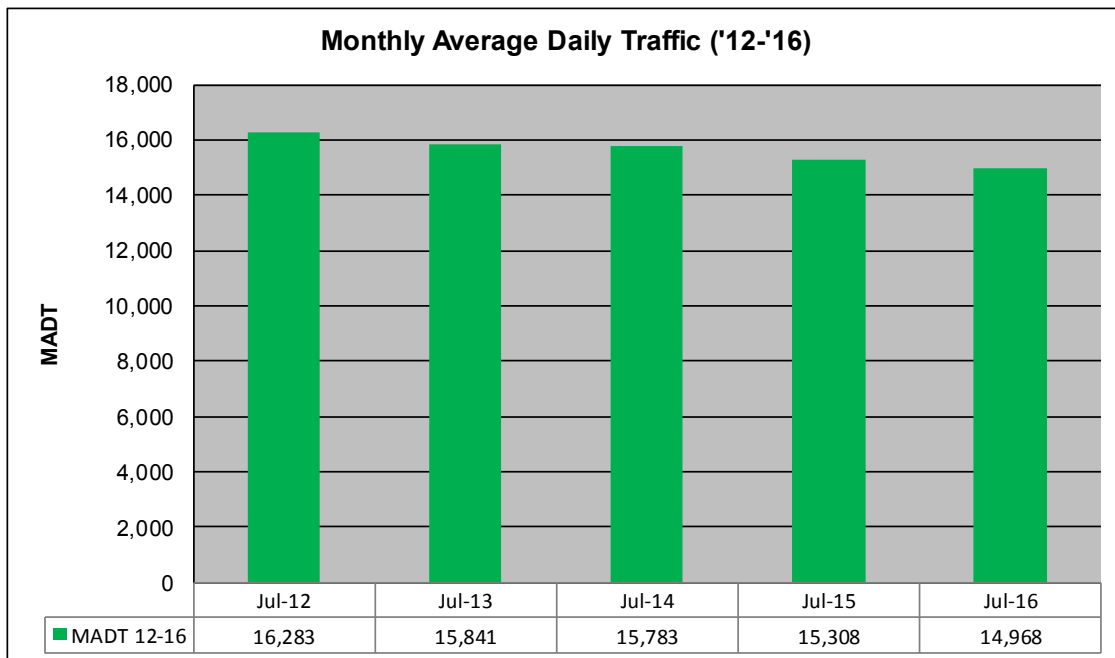
MONTHLY REPORT, STATION NO. 351 (ATR)

JULY 2016

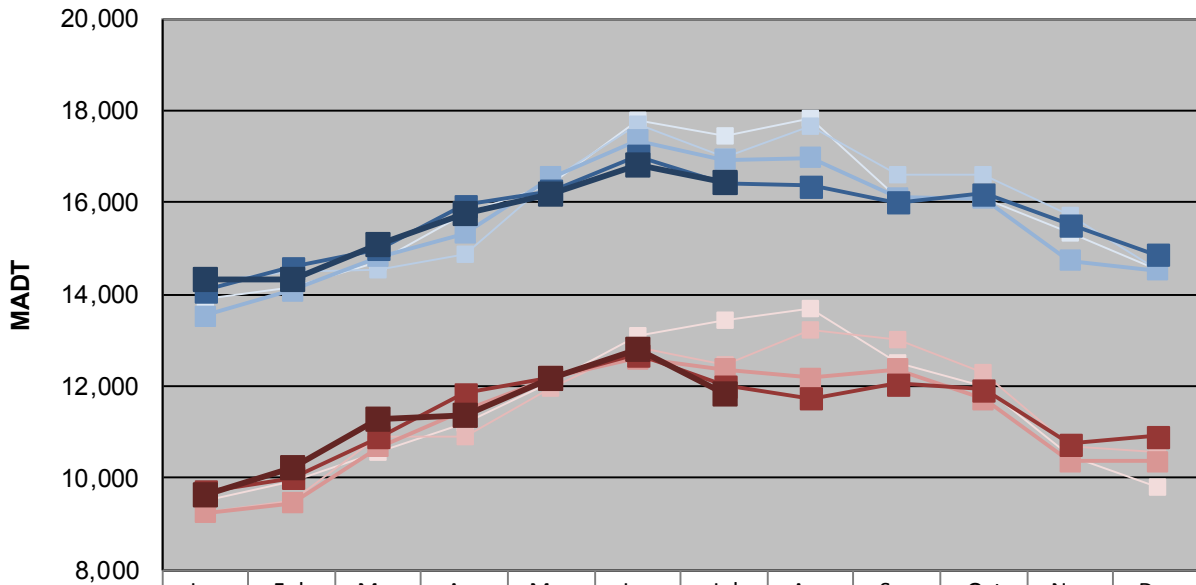
Station Measurement: VOLUME		
Route: TH 12	Route Direction: E/W	Lanes: 2
County: Hennepin		Closest City: Independence
Functional Class: Rural Principal Arterial - Other		
Location: W OF CSAH92 IN INDEPENDENCE		
Ref Post: 142+00.839	True Mile: 142.285	Sequence No. 6789
Volume: 464,005		MADT: 14,968
Weekday (M-F) MADT: 16,434		Weekend (Sa-Su) MADT: 11,814



Note: Decrease in traffic July 2016 due to construction on TH 12



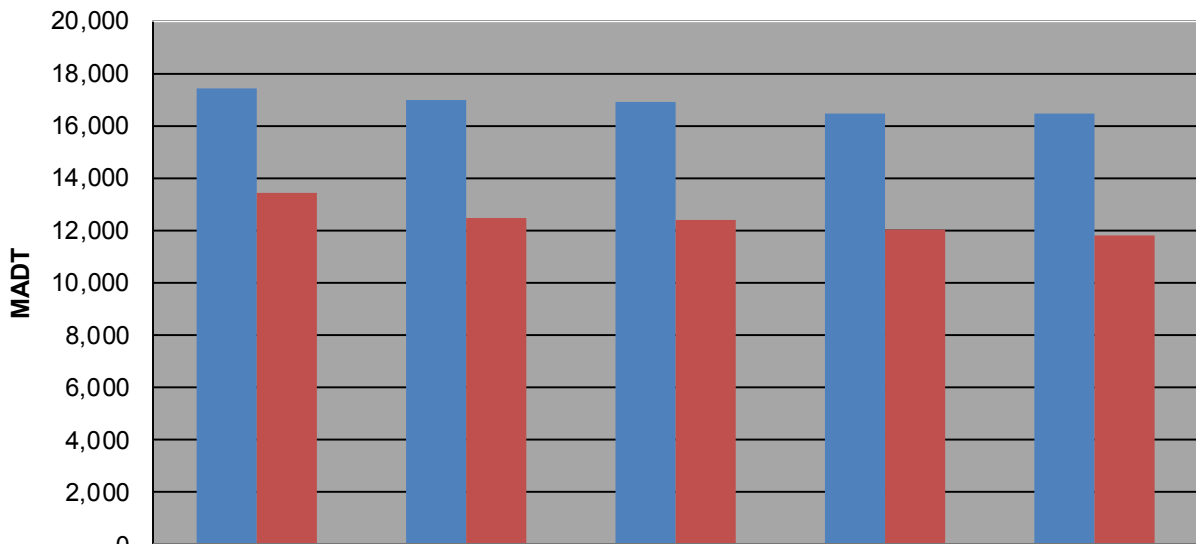
Weekday (WD)/Weekend (WE) Monthly Average Daily Traffic



	Jan	Feb	Mar	Apr	May	Jun	Jul	Aug	Sep	Oct	Nov	Dec
'12 WD	13,918	14,138	14,722	15,754	16,396	17,794	17,430	17,844	16,086	16,092	15,334	14,556
'12 WE	9,498	9,934	10,562	11,190	12,096	13,086	13,456	13,698	12,522	12,008	10,474	9,806
'13 WD	14,270	14,478	14,532	14,888	16,472	17,692	16,992	17,644	16,606	16,586	15,736	14,526
'13 WE	9,256	9,514	10,918	10,906	11,970	12,846	12,446	13,236	13,002	12,294	10,704	10,570
'14 WD	13,532	14,088	14,826	15,334	16,550	17,358	16,922	16,980	16,108	16,086	14,746	14,522
'14 WE	9,256	9,466	10,676	11,464	12,208	12,596	12,378	12,180	12,368	11,724	10,366	10,362
'15 WD	14,072	14,588	14,984	15,940	16,248	17,016	16,426	16,354	16,010	16,198	15,524	14,868
'15 WE	9,720	10,010	10,892	11,840	12,184	12,692	12,006	11,742	12,062	11,926	10,744	10,918
'16 WD	14,342	14,306	15,072	15,770	16,168	16,812	16,434					
'16 WE	9,654	10,214	11,280	11,382	12,172	12,808	11,814					

Note: 'Weekday' defined as Monday-Friday, 'Weekend' defined as Saturday-Sunday

Weekday/Weekend Monthly Average Daily Traffic ('12-'16)



	Jul-12	Jul-13	Jul-14	Jul-15	Jul-16
Weekday	17,430	16,992	16,922	16,426	16,434
Weekend	13,456	12,446	12,378	12,006	11,814