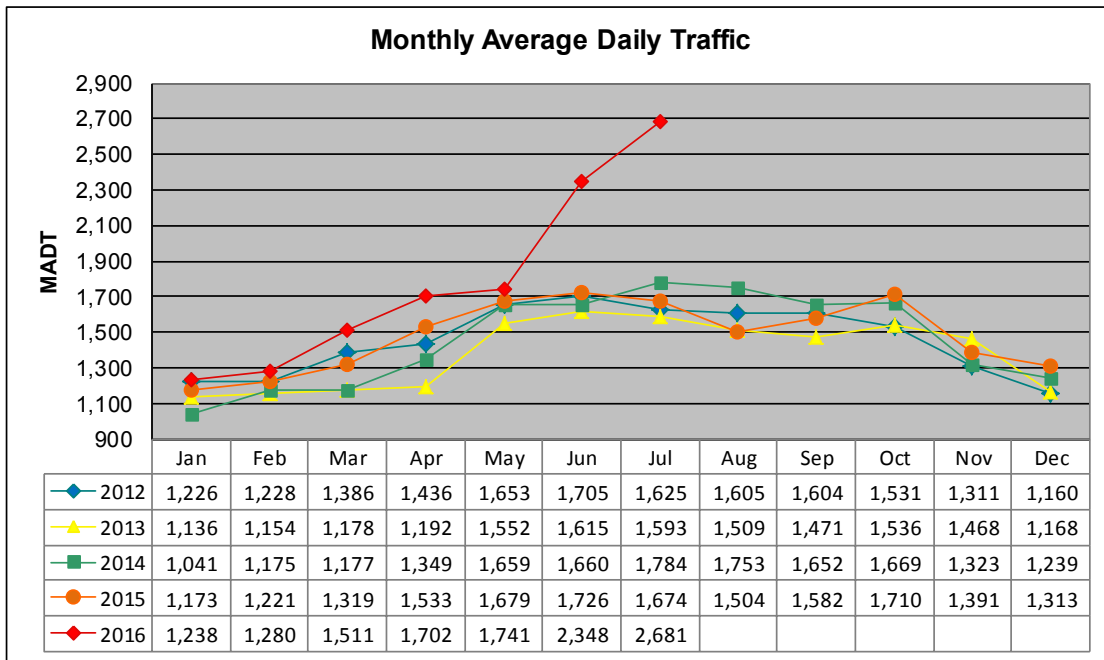
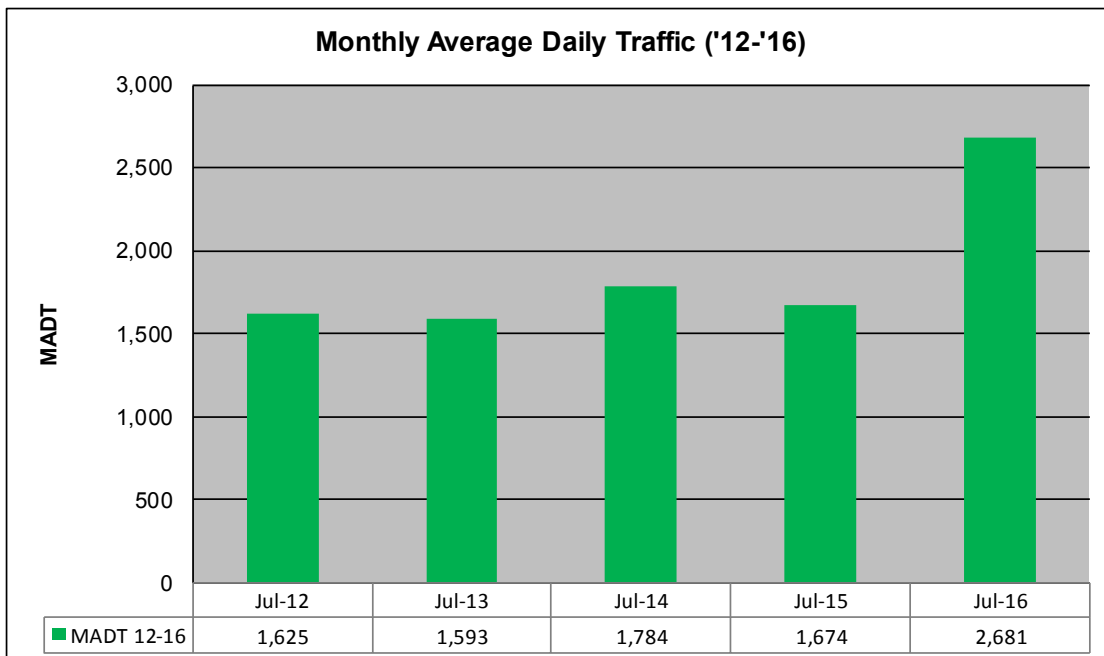


MONTHLY REPORT, STATION NO. 199 (ATR) JULY 2016

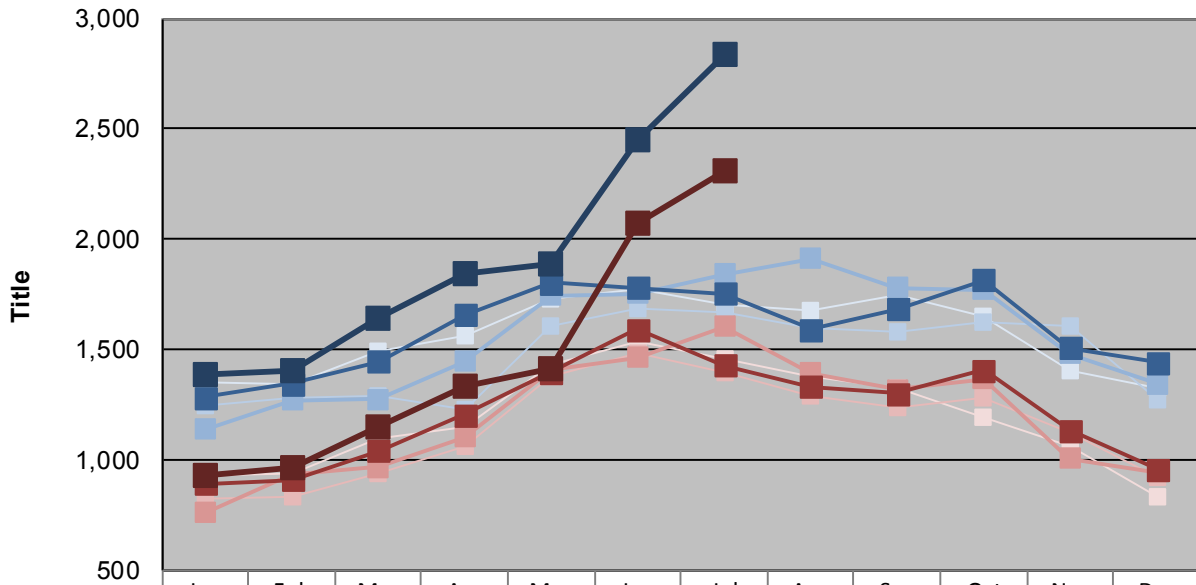
Station Measurement: VOLUME/SPEED/CLASS		
Route: TH 75	Route Direction: N/S	Lanes: 2
County: Pipestone		Closest City: Pipestone
Functional Class: Rural Minor Arterial		
Location: .5 MI S OF CSAH7 (151ST ST), N OF PIPESTONE		
Ref Post: 040+00.540	True Mile: 39.447	Sequence No. 6745
Volume: 83,096		MADT: 2,681
Weekday (M-F) MADT: 2,842		Weekend (Sa-Su) MADT: 2,312



Note: Increase in traffic October 2014 due to hunting openers and May to July 2016 due to detour



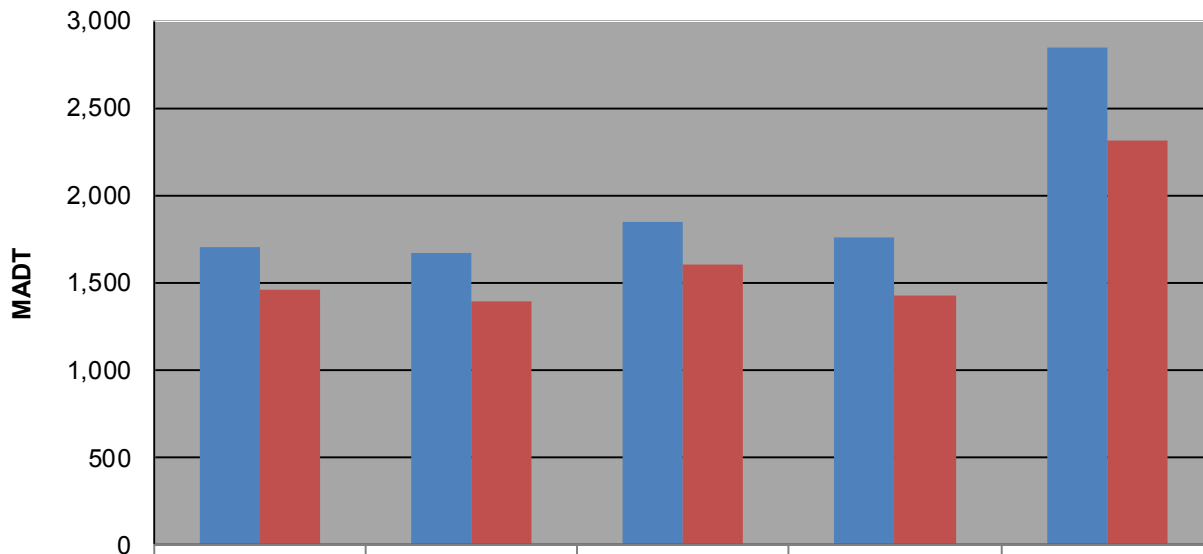
Weekday (WD)/Weekend (WE) Monthly Average Daily Traffic



	Jan	Feb	Mar	Apr	May	Jun	Jul	Aug	Sep	Oct	Nov	Dec
'12 WD	1,350	1,340	1,494	1,566	1,732	1,772	1,706	1,678	1,744	1,654	1,402	1,322
'12 WE	926	936	1,096	1,152	1,432	1,534	1,454	1,376	1,328	1,190	1,062	834
'13 WD	1,244	1,282	1,286	1,232	1,608	1,682	1,664	1,594	1,582	1,628	1,604	1,272
'13 WE	826	836	942	1,062	1,382	1,482	1,396	1,288	1,234	1,282	1,120	920
'14 WD	1,138	1,270	1,276	1,444	1,744	1,752	1,844	1,912	1,782	1,772	1,482	1,346
'14 WE	758	936	966	1,104	1,410	1,464	1,604	1,392	1,320	1,366	1,006	944
'15 WD	1,284	1,346	1,444	1,656	1,804	1,780	1,754	1,590	1,684	1,816	1,508	1,440
'15 WE	890	910	1,042	1,204	1,398	1,590	1,428	1,332	1,300	1,406	1,134	958
'16 WD	1,386	1,404	1,640	1,846	1,888	2,454	2,842					
'16 WE	928	962	1,152	1,338	1,414	2,074	2,312					

Note: 'Weekday' defined as Monday-Friday, 'Weekend' defined as Saturday-Sunday

Weekday/Weekend Monthly Average Daily Traffic ('12-'16)



Weekday	1,706	1,664	1,844	1,754	2,842
Weekend	1,454	1,396	1,604	1,428	2,312