MONTHLY REPORT, STATION NO. 200 (ATR)

JULY 2015

Station Measurement: VOLUME/SPEED/CLASS		
Route: I-94	Route Direction: N/S	Lanes: 4
County: Wright	Closest City: Clearwater	
Functional Class: Rural Principal Arterial - Interstate		
Location: 1.1 MI NW OF CSAH8, SE OF CLEARWATER		
Ref Post: 182+00.200	True Mile: 183.084	Sequence No. 6781
Volume: 1,550,009	**MADT: 50,000**	
Weekday (M-F) MADT: 49,360	**Weekend (Sa-Su) MADT: 50,974**	

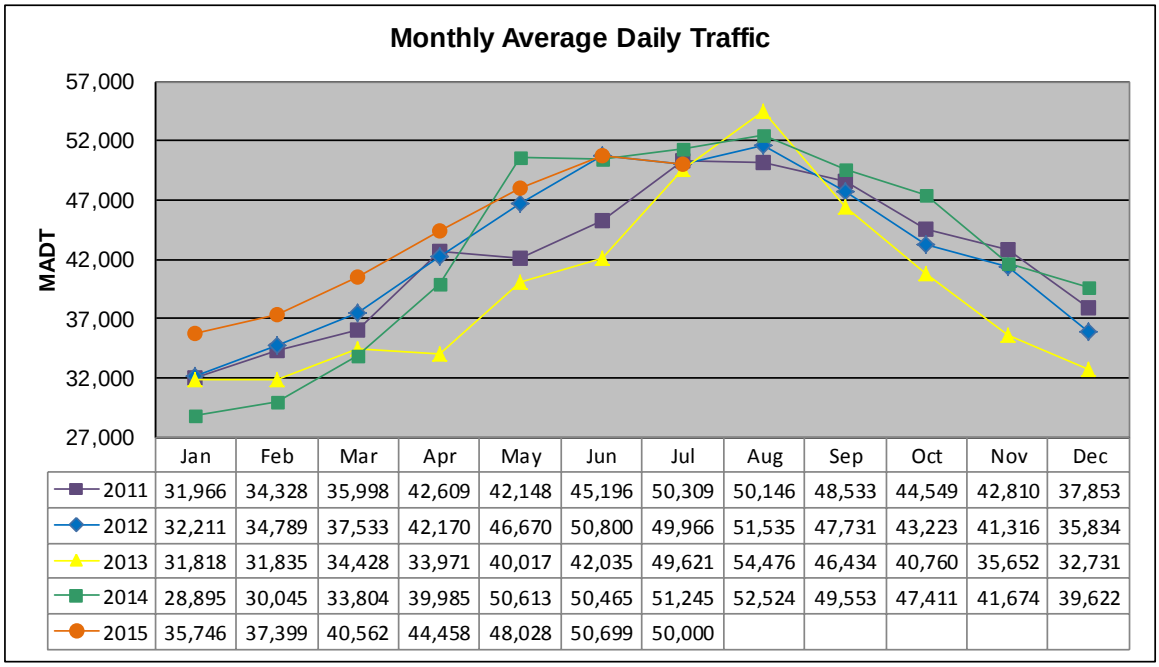

	Jan	Feb	Mar	Apr	May	Jun	Jul	Aug	Sep	Oct	Nov	Dec
2011	31,966	34,328	35,998	42,609	42,148	45,196	50,309	50,146	48,533	44,549	42,810	37,853
2012	32,211	34,789	37,533	42,170	46,670	50,800	49,966	51,535	47,731	43,223	41,316	35,834
2013	31,818	31,835	34,428	33,971	40,017	42,035	49,621	54,476	46,434	40,760	35,652	32,731
2014	28,895	30,045	33,804	39,985	50,613	50,465	51,245	52,524	49,553	47,411	41,674	39,622
2015	35,746	37,399	40,562	44,458	48,028	50,699	50,000					

Note: Decrease in traffic April to June 2013 due to construction on I-94... Increase in traffic August 2013 and May/June 2014 due to TH 10 detours

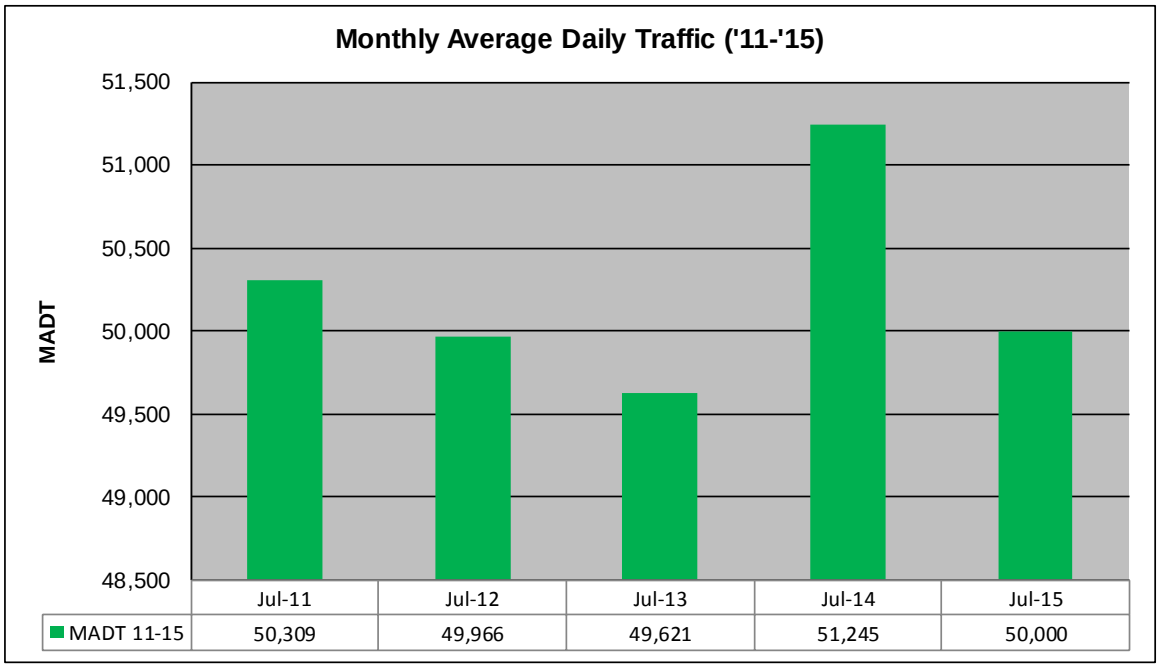

	Jul-11	Jul-12	Jul-13	Jul-14	Jul-15
MADT 11-15	50,309	49,966	49,621	51,245	50,000

Weekday (WD)/Weekend (WE) Monthly Average Daily Traffic

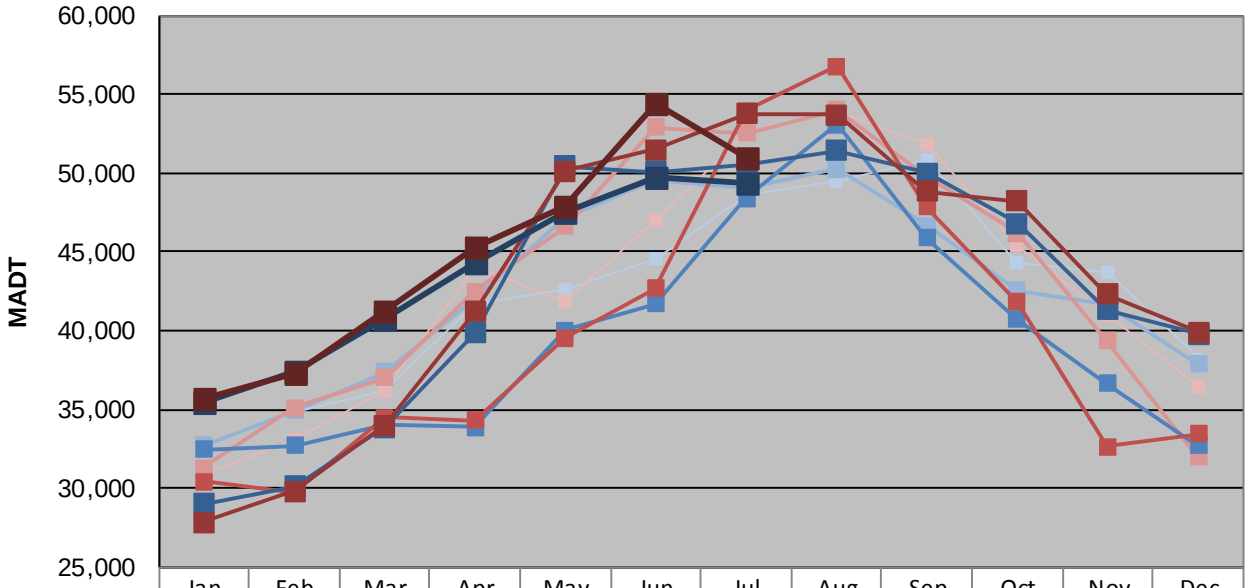

	Jan	Feb	Mar	Apr	May	Jun	Jul	Aug	Sep	Oct	Nov	Dec
'11 WD	32,616	34,808	36,202	41,724	42,588	44,580	48,600	49,422	50,872	44,294	43,746	38,244
'11 WE	30,876	33,102	36,160	44,112	41,864	47,034	52,536	53,902	51,804	45,466	40,992	36,482
'12 WD	32,724	34,904	37,376	42,060	47,164	49,484	49,110	50,226	46,690	42,578	41,672	37,894
'12 WE	31,280	35,102	37,014	42,500	46,596	52,892	52,500	54,032	49,816	46,202	39,362	31,982
'13 WD	32,432	32,680	34,018	33,896	40,016	41,704	48,420	53,078	45,854	40,688	36,642	32,730
'13 WE	30,446	29,726	34,494	34,300	39,514	42,698	53,968	56,806	47,840	41,800	32,646	33,472
'14 WD	29,012	30,138	33,842	39,852	50,424	50,064	50,530	51,426	49,996	46,806	41,352	39,774
'14 WE	27,868	29,812	34,018	41,210	50,144	51,510	53,776	53,714	48,840	48,196	42,320	39,906
'15 WD	35,498	37,442	40,688	44,250	47,564	49,742	49,360					
'15 WE	35,676	37,292	41,262	45,350	47,880	54,406	50,974					

Note: 'Weekday' defined as Monday-Friday, 'Weekend' defined as Saturday-Sunday

Weekday/Weekend Monthly Average Daily Traffic ('11-'15)

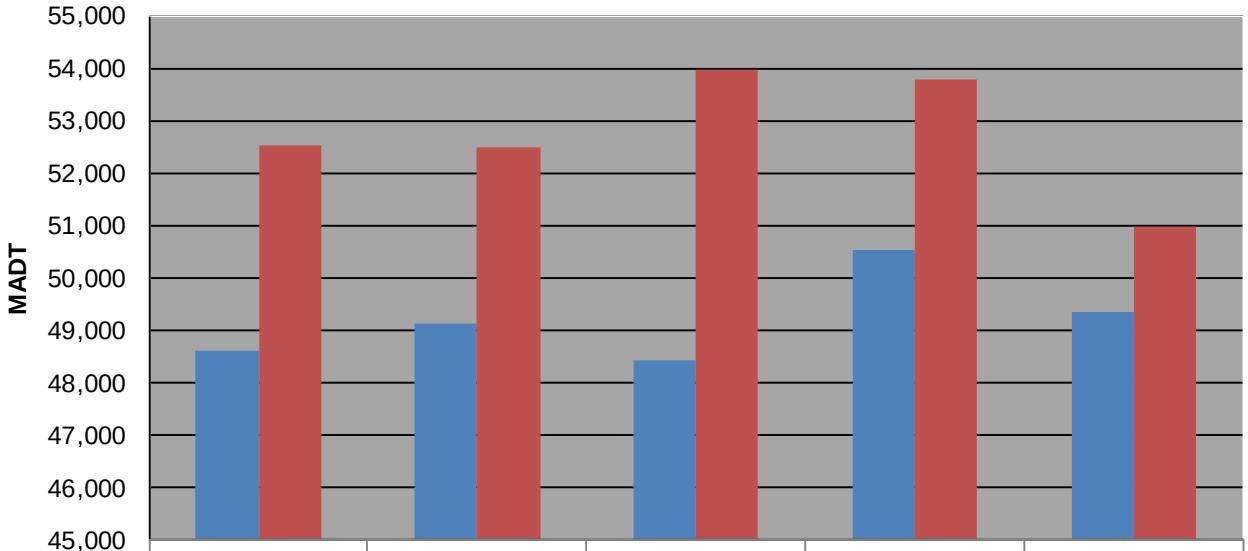

	Jul-11	Jul-12	Jul-13	Jul-14	Jul-15
Weekday	48,600	49,110	48,420	50,530	49,360
Weekend	52,536	52,500	53,968	53,776	50,974