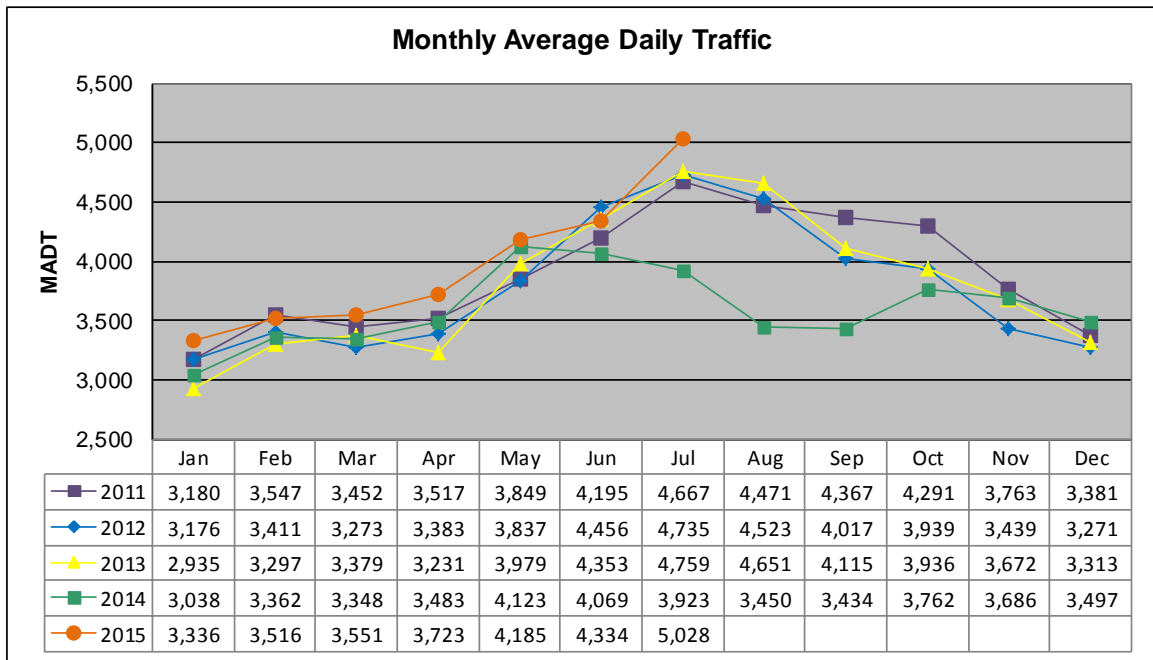


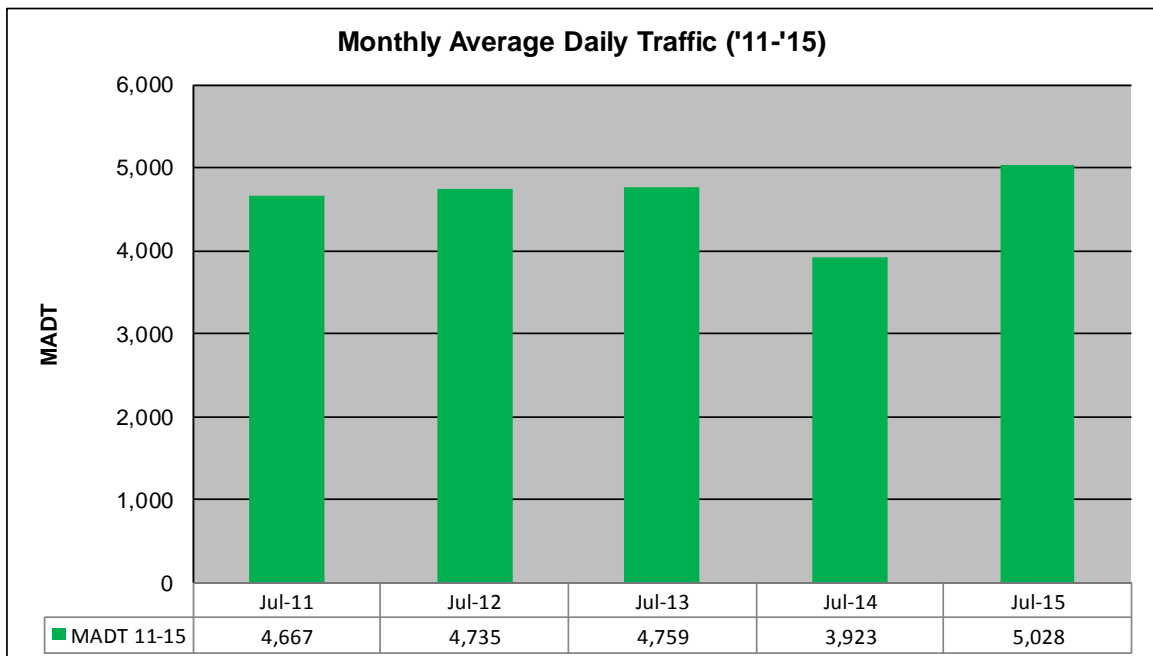
MONTHLY REPORT, STATION NO. 170 (ATR)

JULY 2015

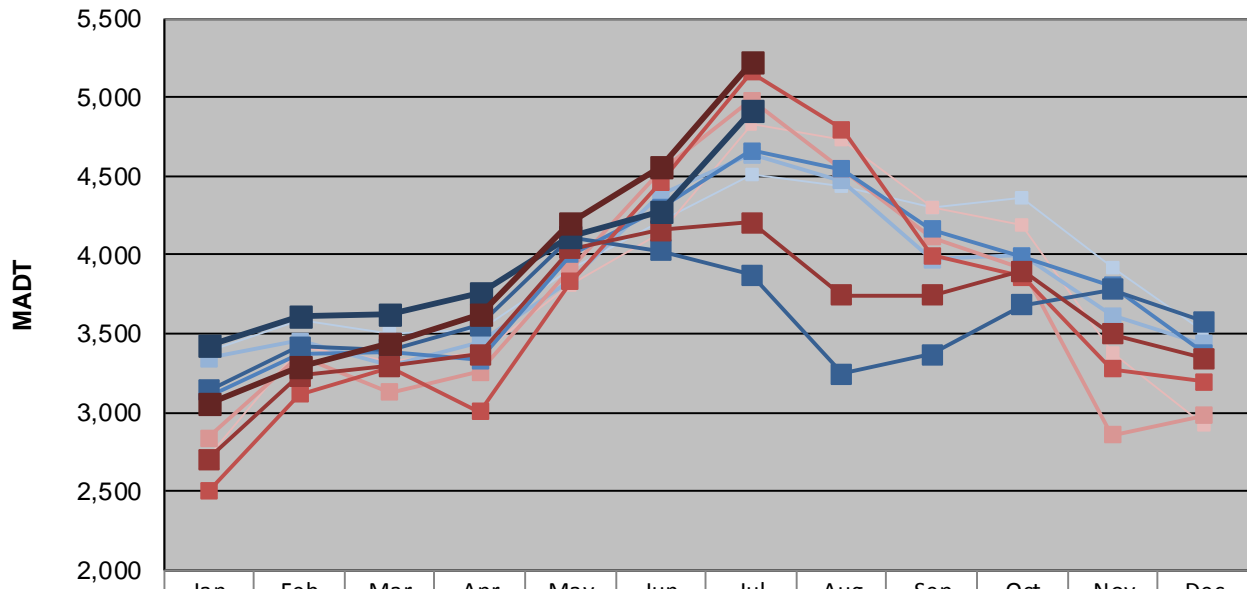
| | | |
|--|----------------------|------------------------------------|
| Station Measurement: VOLUME | | |
| Route: TH 2 | Route Direction: E/W | Lanes: 4 |
| County: Clearwater | | Closest City: Bagley |
| Functional Class: Rural Principal Arterial - Other | | |
| Location: W OF CSAH20, W OF BAGLEY | | |
| Ref Post: 083+00.956 | True Mile: 83.397 | Sequence No. 6725 |
| Volume: 155,871 | | MADT: 5,028 |
| Weekday (M-F) MADT: 4,922 | | Weekend (Sa-Su) MADT: 5,222 |



Note: Increase in traffic October 2011 due to hunting openers... decrease in traffic June to September 2014 due to construction on TH 2



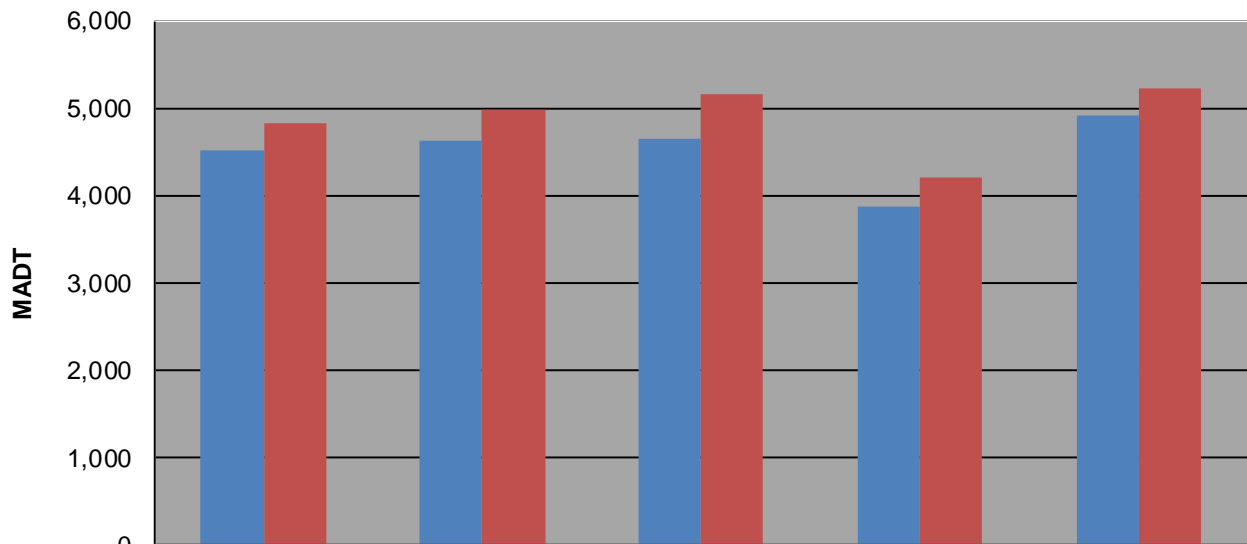
Weekday (WD)/Weekend (WE) Monthly Average Daily Traffic



| | Jan | Feb | Mar | Apr | May | Jun | Jul | Aug | Sep | Oct | Nov | Dec |
|--------|-------|-------|-------|-------|-------|-------|-------|-------|-------|-------|-------|-------|
| '11 WD | 3,392 | 3,592 | 3,502 | 3,524 | 3,902 | 4,214 | 4,508 | 4,430 | 4,304 | 4,356 | 3,922 | 3,516 |
| '11 WE | 2,730 | 3,408 | 3,330 | 3,382 | 3,804 | 4,138 | 4,826 | 4,726 | 4,298 | 4,188 | 3,378 | 2,920 |
| '12 WD | 3,342 | 3,456 | 3,302 | 3,448 | 3,844 | 4,380 | 4,636 | 4,472 | 3,972 | 3,998 | 3,614 | 3,434 |
| '12 WE | 2,840 | 3,356 | 3,128 | 3,254 | 3,912 | 4,534 | 4,980 | 4,544 | 4,110 | 3,916 | 2,856 | 2,980 |
| '13 WD | 3,096 | 3,370 | 3,380 | 3,332 | 4,004 | 4,300 | 4,658 | 4,544 | 4,162 | 3,988 | 3,802 | 3,382 |
| '13 WE | 2,502 | 3,118 | 3,286 | 3,004 | 3,832 | 4,458 | 5,160 | 4,796 | 3,998 | 3,862 | 3,276 | 3,196 |
| '14 WD | 3,142 | 3,414 | 3,396 | 3,554 | 4,114 | 4,024 | 3,870 | 3,246 | 3,370 | 3,684 | 3,782 | 3,574 |
| '14 WE | 2,704 | 3,234 | 3,292 | 3,366 | 4,040 | 4,158 | 4,202 | 3,744 | 3,742 | 3,898 | 3,494 | 3,344 |
| '15 WD | 3,426 | 3,606 | 3,626 | 3,764 | 4,120 | 4,280 | 4,922 | | | | | |
| '15 WE | 3,052 | 3,294 | 3,434 | 3,624 | 4,200 | 4,554 | 5,222 | | | | | |

Note: 'Weekday' defined as Monday-Friday, 'Weekend' defined as Saturday-Sunday

Weekday/Weekend Monthly Average Daily Traffic ('11-'15)



| | Jul-11 | Jul-12 | Jul-13 | Jul-14 | Jul-15 |
|---------|--------|--------|--------|--------|--------|
| Weekday | 4,508 | 4,636 | 4,658 | 3,870 | 4,922 |
| Weekend | 4,826 | 4,980 | 5,160 | 4,202 | 5,222 |