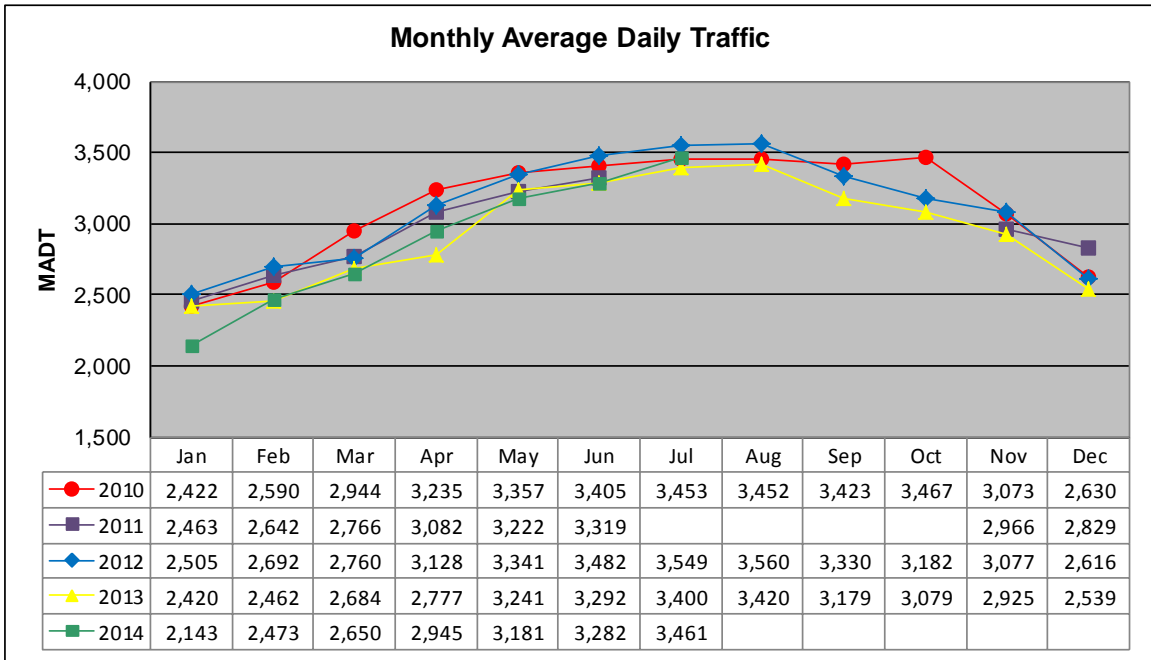


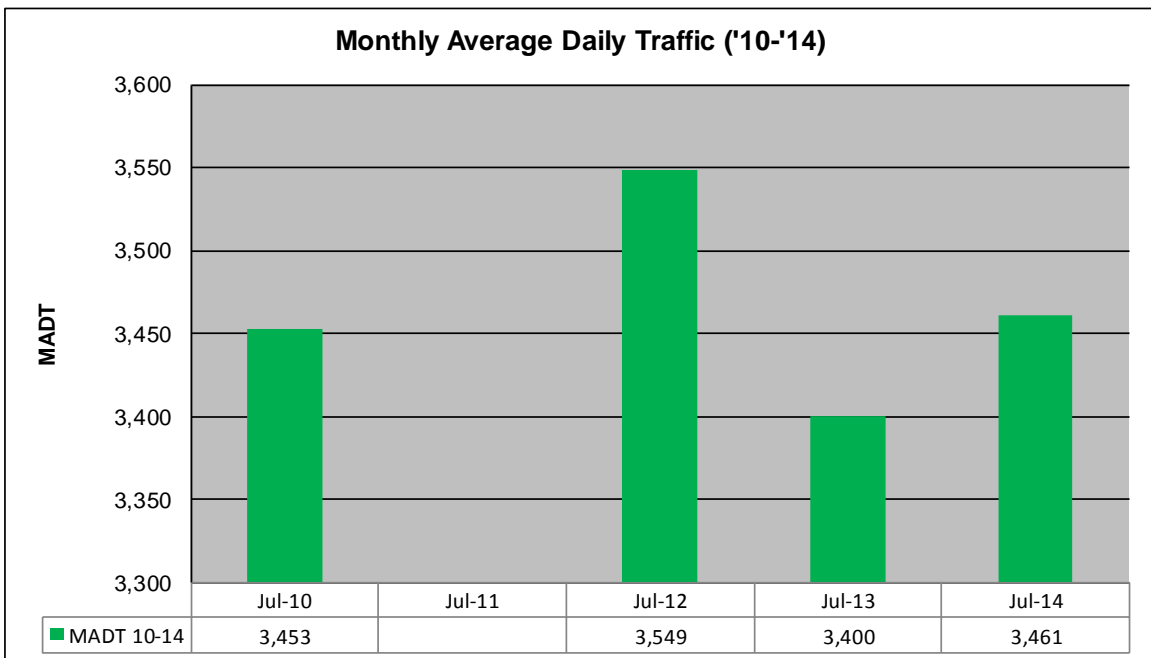
MONTHLY REPORT, STATION NO. 34 (WIM)

JULY 2014

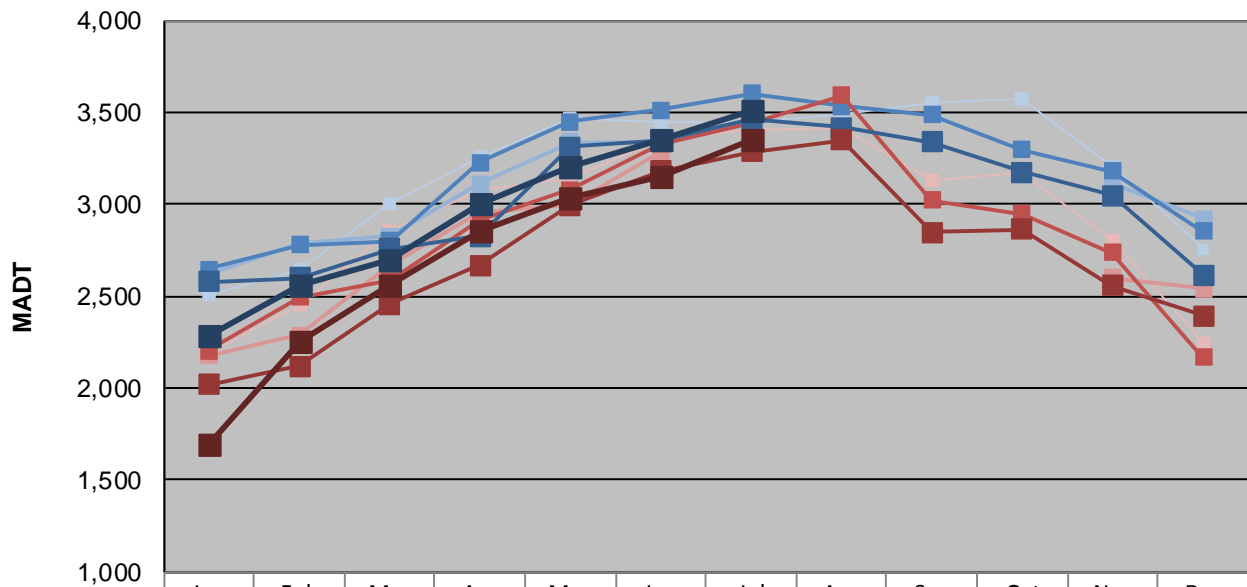
Station Measurement: VOLUME/SPEED/CLASS/WEIGHT		
Route: TH 23	Route Direction: N/S	Lanes: 2
County: Chippewa	Closest City: Clara City	
Functional Class: Rural Principal Arterial - Other		
Location: 1.1 MI NE OF CR3 (80TH AVE SE), SW OF CLARA CITY		
Ref Post: 122+00.100	True Mile: 116.91	Sequence No. 797
Volume: 107,294		MADT: 3,461
Weekday (M-F) MADT: 3,510		Weekend (Sa-Su) MADT: 3,354



Note: No data July to October 2011 due to construction on TH 23



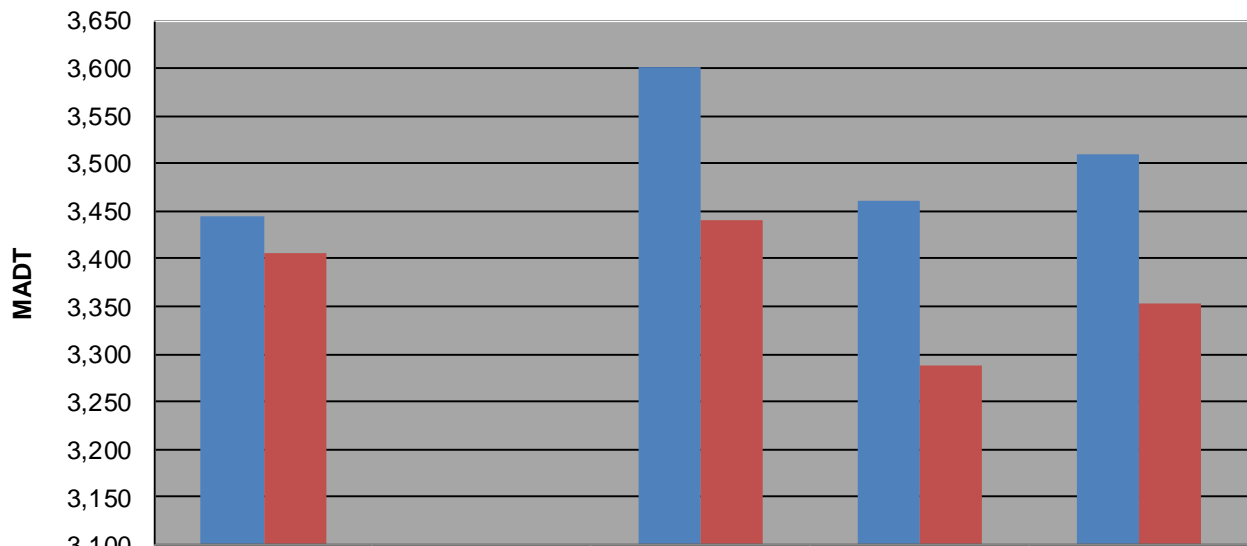
Weekday (WD)/Weekend (WE) Monthly Average Daily Traffic



	Jan	Feb	Mar	Apr	May	Jun	Jul	Aug	Sep	Oct	Nov	Dec
'10 WD	2,508	2,644	3,006	3,260	3,470	3,446	3,444	3,488	3,550	3,570	3,200	2,758
'10 WE	2,192	2,456	2,856	3,074	3,138	3,354	3,406	3,412	3,128	3,170	2,804	2,246
'11 WD	2,616	2,786	2,824	3,112	3,340	3,340					3,110	2,922
'11 WE	2,180	2,286	2,666	2,958	3,002	3,288					2,602	2,544
'12 WD	2,646	2,778	2,800	3,230	3,450	3,514	3,602	3,532	3,484	3,296	3,180	2,852
'12 WE	2,206	2,494	2,582	2,914	3,082	3,328	3,440	3,594	3,022	2,948	2,736	2,166
'13 WD	2,578	2,598	2,760	2,828	3,310	3,348	3,462	3,420	3,338	3,174	3,046	2,618
'13 WE	2,020	2,122	2,458	2,666	2,994	3,180	3,288	3,350	2,846	2,864	2,560	2,392
'14 WD	2,284	2,560	2,698	3,000	3,208	3,348	3,510					
'14 WE	1,692	2,256	2,564	2,860	3,038	3,146	3,354					

Note: 'Weekday' defined as Monday-Friday, 'Weekend' defined as Saturday-Sunday

Weekday/Weekend Monthly Average Daily Traffic ('10-'14)



	Jul-10	Jul-11	Jul-12	Jul-13	Jul-14
Weekday	3,444		3,602	3,462	3,510
Weekend	3,406		3,440	3,288	3,354