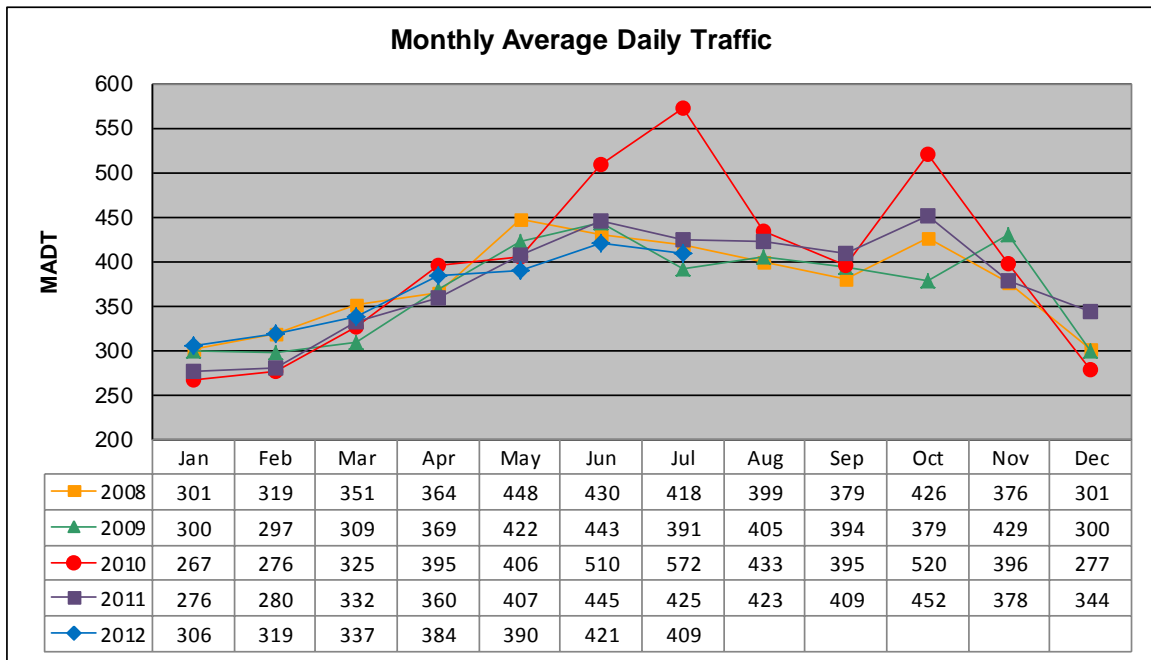


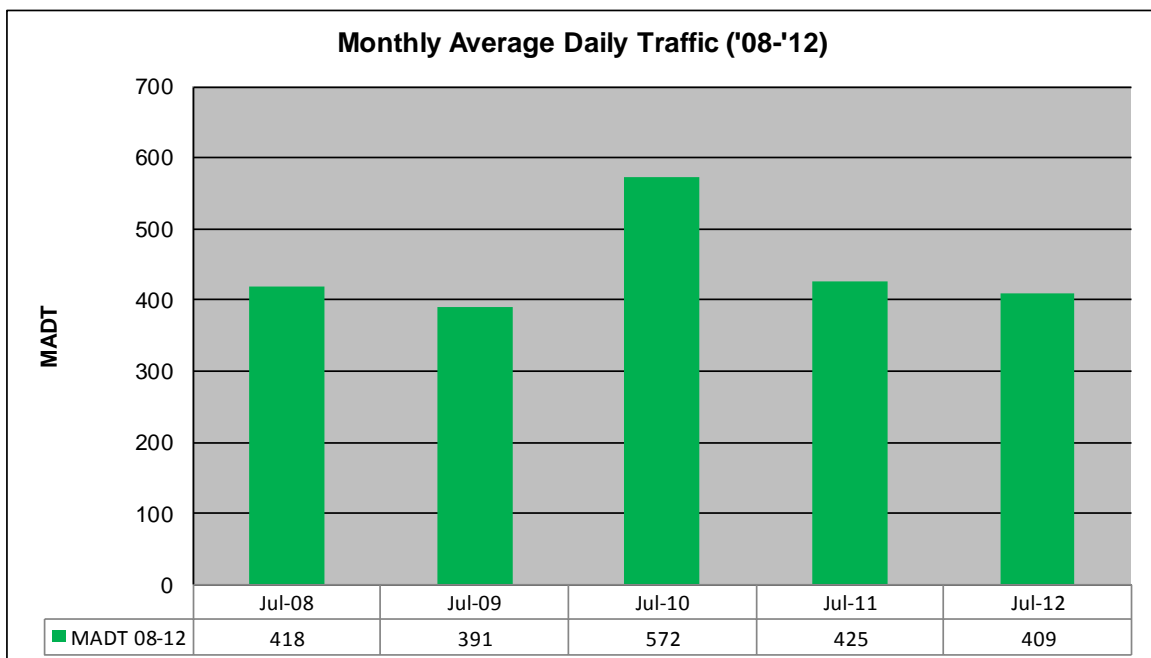
# MONTHLY REPORT, STATION NO. 54 (ATR)

## JULY 2012

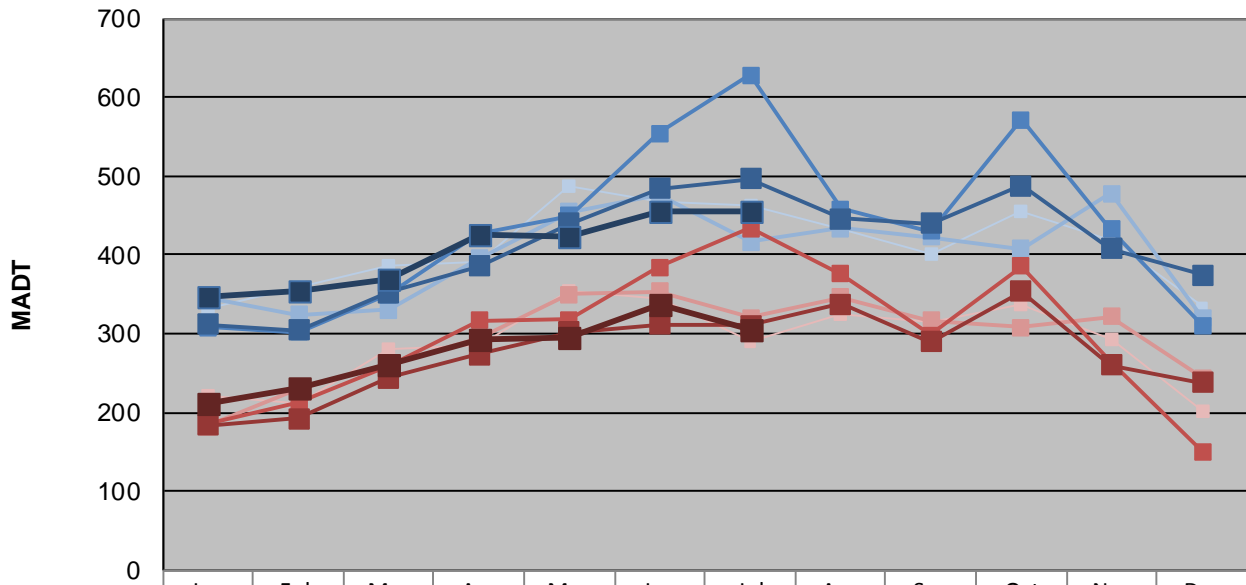
|  |                            |                                  |
|--|----------------------------|----------------------------------|
| Station Measurement: VOLUME/SPEED/CLASS        |                            |                                  |
| Route: CSAH 1                                  | Route Direction: N/S       | Lanes: 2                         |
| County: Dodge                                  | Closest City: West Concord |                                  |
| Functional Class: Rural Major Collector        |                            |                                  |
| Location: .5 MI S OF CSAH24, W OF WEST CONCORD |                            |                                  |
| Ref Post: 011+00.440                           | True Mile: 11.44           | Sequence No. 9818                |
| <b>Volume: 12,688</b>                          |                            | <b>MADT: 409</b>                 |
| <b>Weekday (M-F) MADT: 454</b>                 |                            | <b>Weekend (Sa-Su) MADT: 304</b> |



Note: Increase in traffic June/July 2010 due to detour from TH 14 and October 2010 from hunting openers



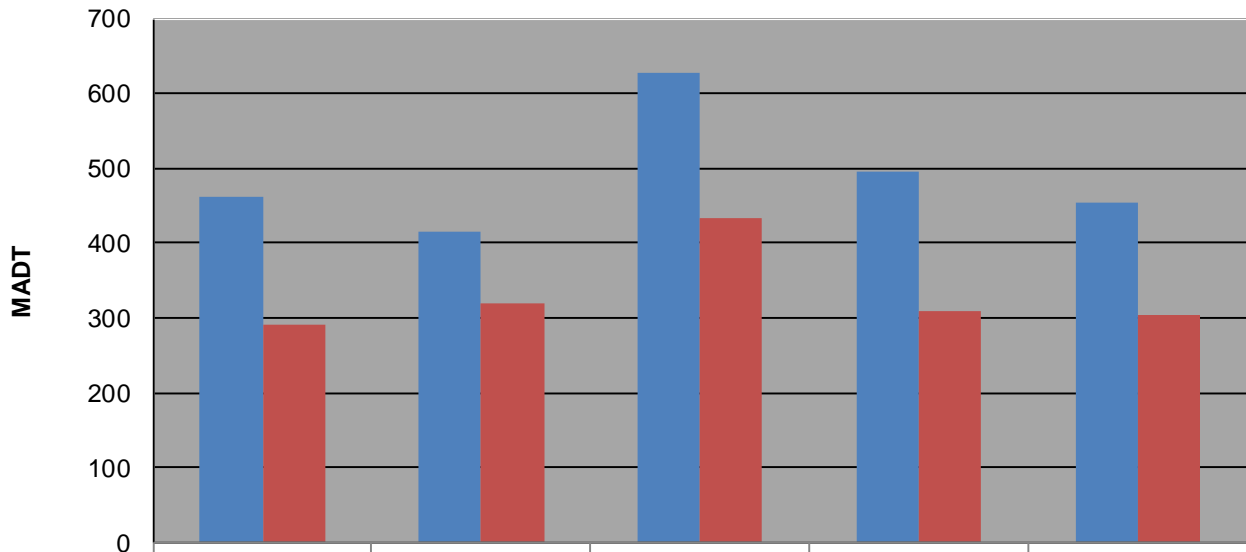
**Weekday (WD)/Weekend (WE) Monthly Average Daily Traffic**



|        | Jan | Feb | Mar | Apr | May | Jun | Jul | Aug | Sep | Oct | Nov | Dec |
|--------|-----|-----|-----|-----|-----|-----|-----|-----|-----|-----|-----|-----|
| '08 WD | 332 | 358 | 386 | 392 | 486 | 468 | 462 | 434 | 402 | 456 | 418 | 334 |
| '08 WE | 220 | 212 | 280 | 284 | 354 | 344 | 290 | 324 | 314 | 336 | 292 | 202 |
| '09 WD | 346 | 324 | 330 | 396 | 454 | 476 | 416 | 434 | 422 | 408 | 478 | 320 |
| '09 WE | 182 | 230 | 262 | 294 | 350 | 354 | 320 | 346 | 316 | 308 | 322 | 244 |
| '10 WD | 308 | 302 | 350 | 426 | 450 | 554 | 628 | 458 | 430 | 572 | 432 | 310 |
| '10 WE | 186 | 212 | 260 | 316 | 318 | 384 | 434 | 376 | 298 | 386 | 264 | 150 |
| '11 WD | 312 | 304 | 352 | 386 | 440 | 484 | 496 | 446 | 440 | 488 | 408 | 374 |
| '11 WE | 184 | 192 | 244 | 274 | 302 | 312 | 310 | 338 | 290 | 354 | 260 | 238 |
| '12 WD | 348 | 354 | 370 | 426 | 422 | 456 | 454 |     |     |     |     |     |
| '12 WE | 212 | 230 | 260 | 292 | 294 | 338 | 304 |     |     |     |     |     |

Note: 'Weekday' defined as Monday-Friday, 'Weekend' defined as Saturday-Sunday

**Weekday/Weekend Monthly Average Daily Traffic ('08-'12)**



|         | Jul-08 | Jul-09 | Jul-10 | Jul-11 | Jul-12 |
|---------|--------|--------|--------|--------|--------|
| Weekday | 462    | 416    | 628    | 496    | 454    |
| Weekend | 290    | 320    | 434    | 310    | 304    |