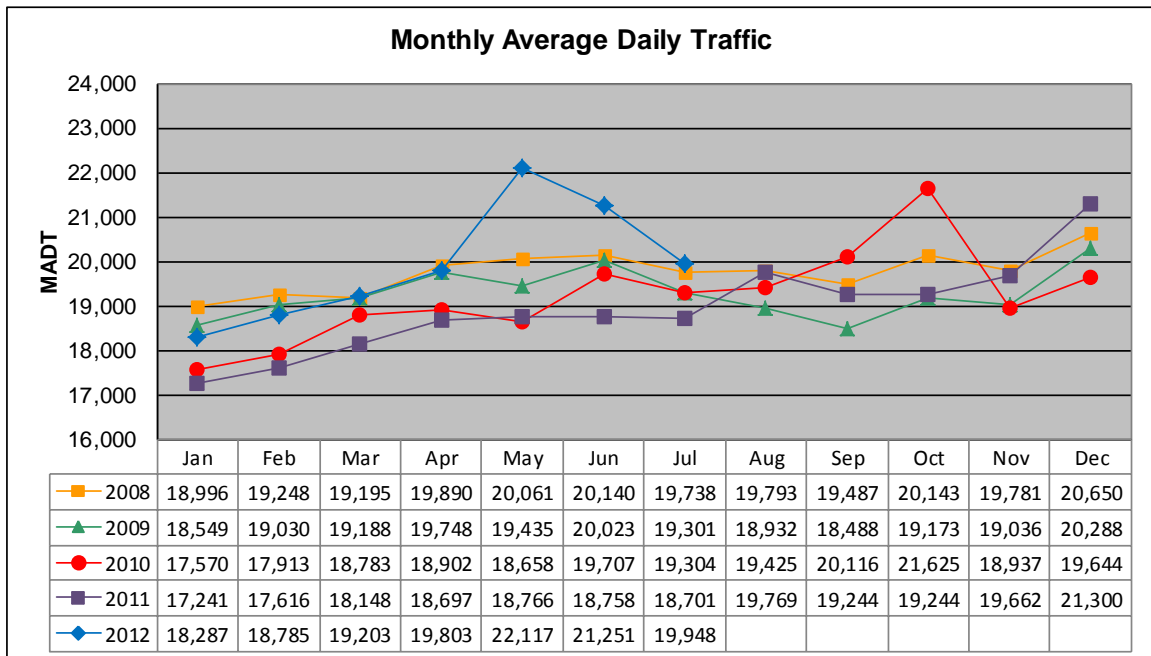
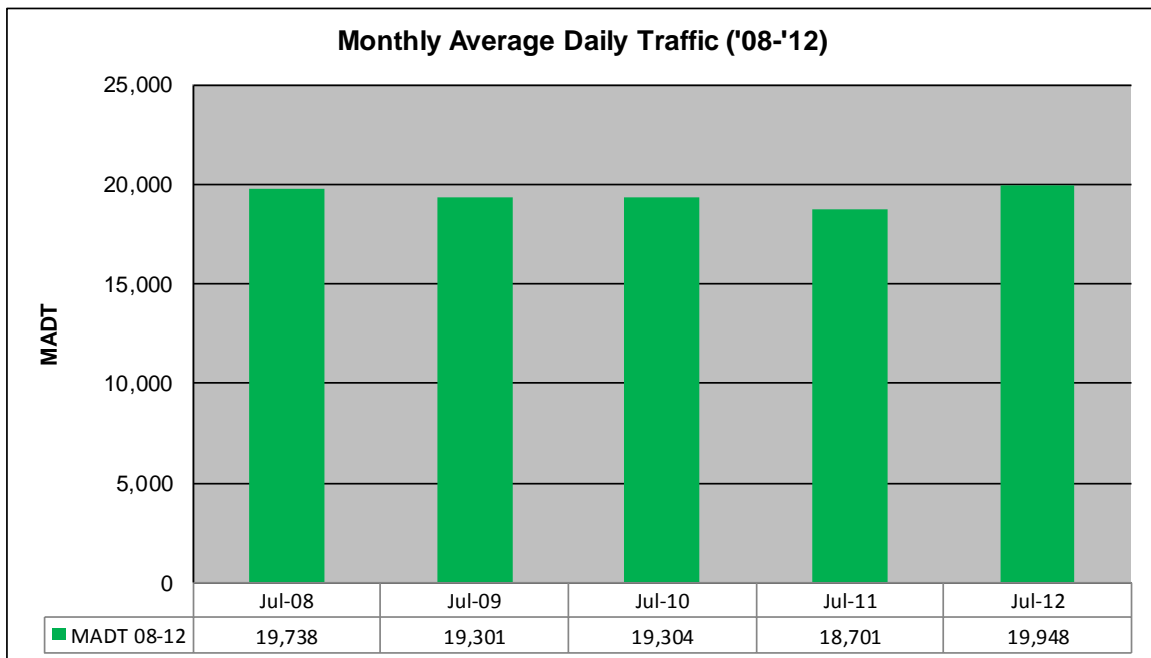


# MONTHLY REPORT, STATION NO. 402 (ATR) JULY 2012

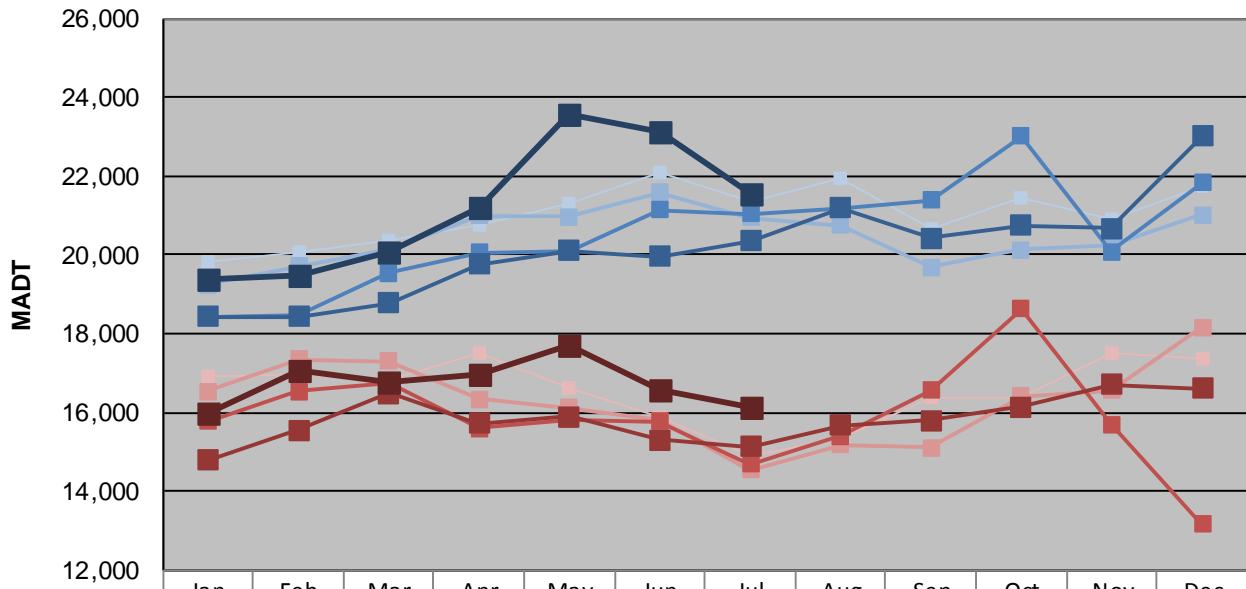
Station Measurement: VOLUME		
Route: CSAH 31	Route Direction: N/S	Lanes: 4
County: Hennepin		Closest City: Edina
Functional Class: Urban Minor Arterial		
Location: S OF MSAS145 (W 70TH ST) IN EDINA		
Ref Post: 001+00.100	True Mile: 1.1	Sequence No. 9881
<b>Volume: 618,389</b>		<b>MADT: 19,948</b>
<b>Weekday (M-F) MADT: 21,532</b>		<b>Weekend (Sa-Su) MADT: 16,150</b>



Note: Increase in traffic September/October 2010 and May/June 2012 due to construction on I-35W



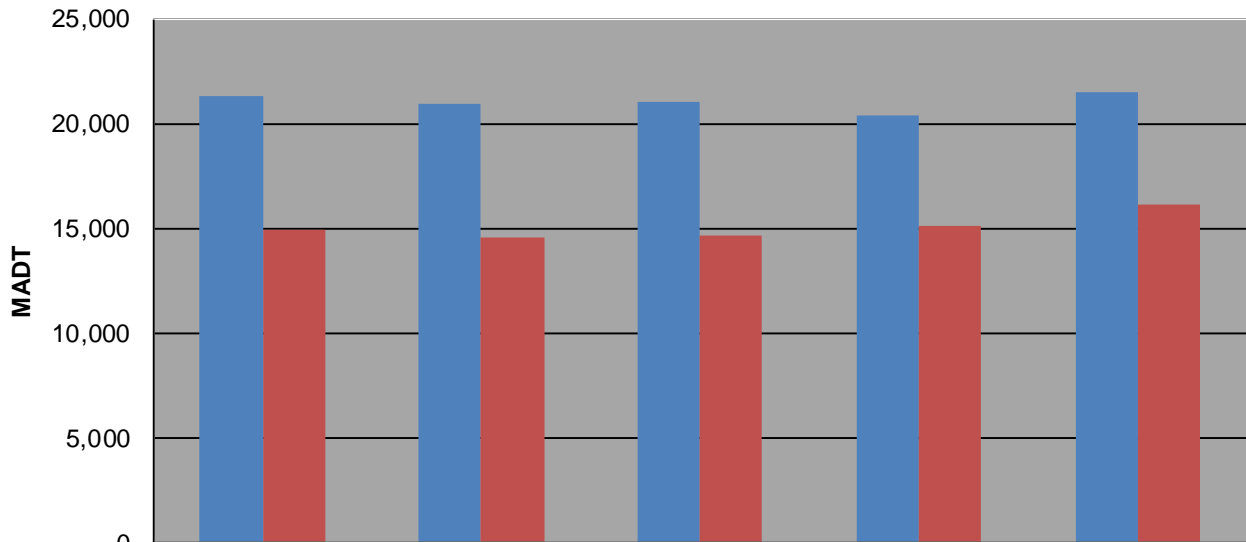
### Weekday (WD)/Weekend (WE) Monthly Average Daily Traffic



	Jan	Feb	Mar	Apr	May	Jun	Jul	Aug	Sep	Oct	Nov	Dec
'08 WD	19,802	20,064	20,376	20,752	21,298	22,082	21,334	21,922	20,676	21,444	20,926	21,734
'08 WE	16,940	16,970	16,824	17,504	16,644	15,866	14,908	15,334	16,372	16,356	17,490	17,368
'09 WD	19,234	19,702	20,122	21,000	20,964	21,584	20,944	20,738	19,682	20,134	20,224	21,012
'09 WE	16,544	17,352	17,288	16,340	16,116	15,788	14,534	15,168	15,100	16,404	16,548	18,160
'10 WD	18,442	18,464	19,532	20,066	20,088	21,130	21,046	21,170	21,380	23,002	20,092	21,824
'10 WE	15,772	16,538	16,732	15,602	15,816	15,772	14,688	15,406	16,552	18,628	15,692	13,168
'11 WD	18,432	18,434	18,774	19,758	20,100	19,950	20,346	21,200	20,420	20,752	20,664	23,008
'11 WE	14,780	15,544	16,478	15,710	15,894	15,312	15,124	15,664	15,788	16,140	16,708	16,618
'12 WD	19,398	19,478	20,056	21,192	23,590	23,118	21,532					
'12 WE	15,980	17,044	16,754	16,958	17,704	16,558	16,150					

Note: 'Weekday' defined as Monday-Friday, 'Weekend' defined as Saturday-Sunday

### Weekday/Weekend Monthly Average Daily Traffic ('08-'12)



	Jul-08	Jul-09	Jul-10	Jul-11	Jul-12
Weekday	21,334	20,944	21,046	20,346	21,532
Weekend	14,908	14,534	14,688	15,124	16,150