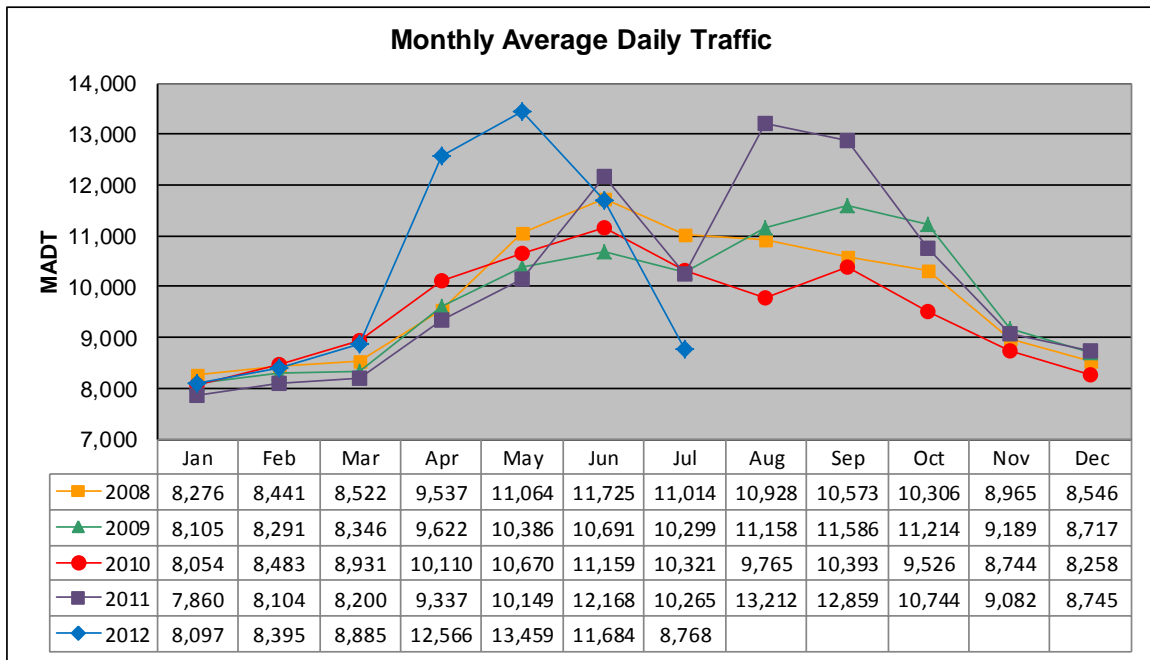
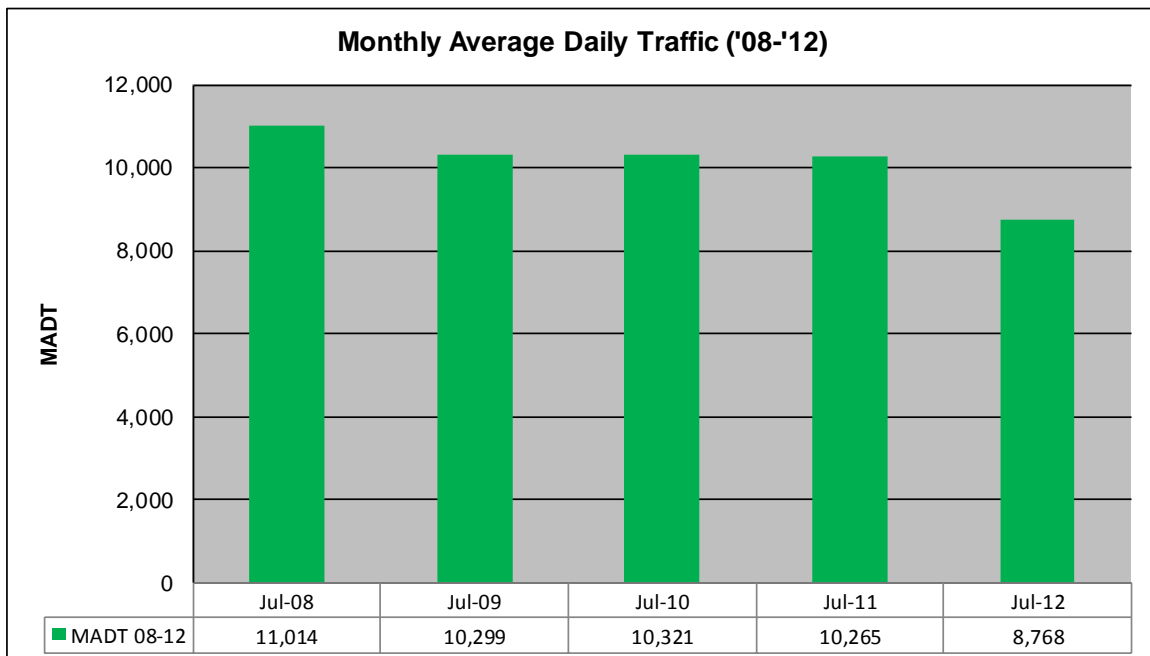


# MONTHLY REPORT, STATION NO. 390 (ATR) JULY 2012

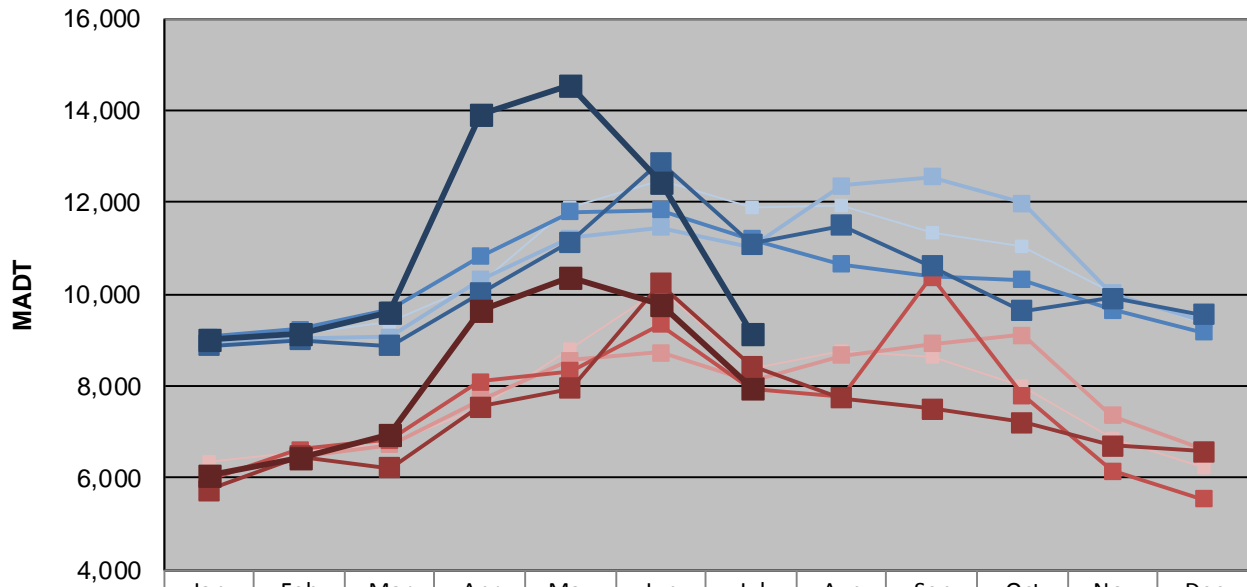
|  |                      |                                    |
|--|----------------------|------------------------------------|
| Station Measurement: VOLUME/SPEED      |                      |                                    |
| Route: TH 61                           | Route Direction: N/S | Lanes: 2                           |
| County: Washington                     |                      | Closest City: Hugo                 |
| Functional Class: Urban Minor Arterial |                      |                                    |
| Location: .9 MI N OF CSAH8 IN HUGO     |                      |                                    |
| Ref Post: 153+00.300                   | True Mile: 153.097   | Sequence No. 9878                  |
| <b>Volume: 271,800</b>                 |                      | <b>MADT: 8,768</b>                 |
| <b>Weekday (M-F) MADT: 9,134</b>       |                      | <b>Weekend (Sa-Su) MADT: 7,962</b> |



Note: Increase in traffic June/August/September 2011 and April/May 2012 due to detour from I-35E... Decrease in traffic August/September 2010 and July 2012 due to construction on TH 61



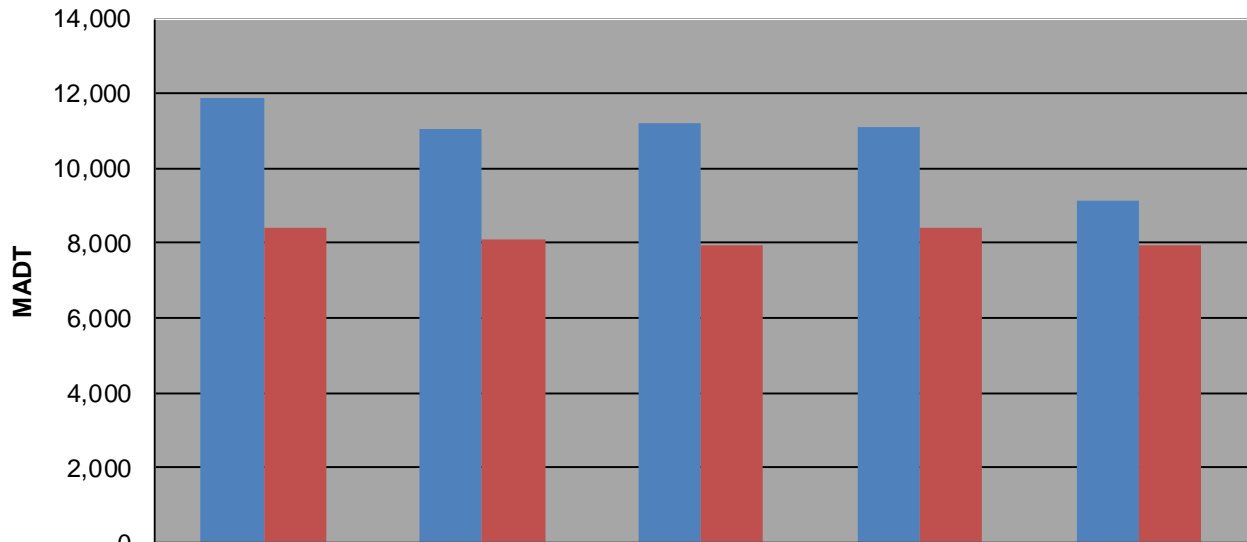
### Weekday (WD)/Weekend (WE) Monthly Average Daily Traffic



|        | Jan   | Feb   | Mar   | Apr    | May    | Jun    | Jul    | Aug    | Sep    | Oct    | Nov    | Dec   |
|--------|-------|-------|-------|--------|--------|--------|--------|--------|--------|--------|--------|-------|
| '08 WD | 8,976 | 9,134 | 9,388 | 10,250 | 11,896 | 12,468 | 11,896 | 11,936 | 11,334 | 11,062 | 10,012 | 9,344 |
| '08 WE | 6,338 | 6,558 | 6,754 | 7,536  | 8,818  | 10,110 | 8,388  | 8,760  | 8,648  | 8,018  | 6,874  | 6,216 |
| '09 WD | 8,920 | 9,030 | 9,078 | 10,314 | 11,224 | 11,444 | 11,034 | 12,356 | 12,558 | 11,974 | 10,008 | 9,434 |
| '09 WE | 6,066 | 6,448 | 6,728 | 7,704  | 8,560  | 8,730  | 8,092  | 8,664  | 8,928  | 9,106  | 7,350  | 6,610 |
| '10 WD | 9,072 | 9,230 | 9,670 | 10,814 | 11,796 | 11,838 | 11,204 | 10,648 | 10,384 | 10,306 | 9,670  | 9,184 |
| '10 WE | 5,974 | 6,616 | 6,840 | 8,100  | 8,338  | 9,348  | 7,936  | 7,752  | 10,374 | 7,794  | 6,150  | 5,544 |
| '11 WD | 8,884 | 9,004 | 8,882 | 10,020 | 11,134 | 12,866 | 11,088 | 11,486 | 10,620 | 9,640  | 9,910  | 9,550 |
| '11 WE | 5,732 | 6,470 | 6,222 | 7,558  | 7,956  | 10,226 | 8,432  | 7,748  | 7,508  | 7,218  | 6,700  | 6,572 |
| '12 WD | 9,008 | 9,152 | 9,620 | 13,896 | 14,530 | 12,422 | 9,134  |        |        |        |        |       |
| '12 WE | 6,060 | 6,436 | 6,930 | 9,662  | 10,360 | 9,776  | 7,962  |        |        |        |        |       |

Note: 'Weekday' defined as Monday-Friday, 'Weekend' defined as Saturday-Sunday

### Weekday/Weekend Monthly Average Daily Traffic ('08-'12)



|         | Jul-08 | Jul-09 | Jul-10 | Jul-11 | Jul-12 |
|---------|--------|--------|--------|--------|--------|
| Weekday | 11,896 | 11,034 | 11,204 | 11,088 | 9,134  |
| Weekend | 8,388  | 8,092  | 7,936  | 8,432  | 7,962  |