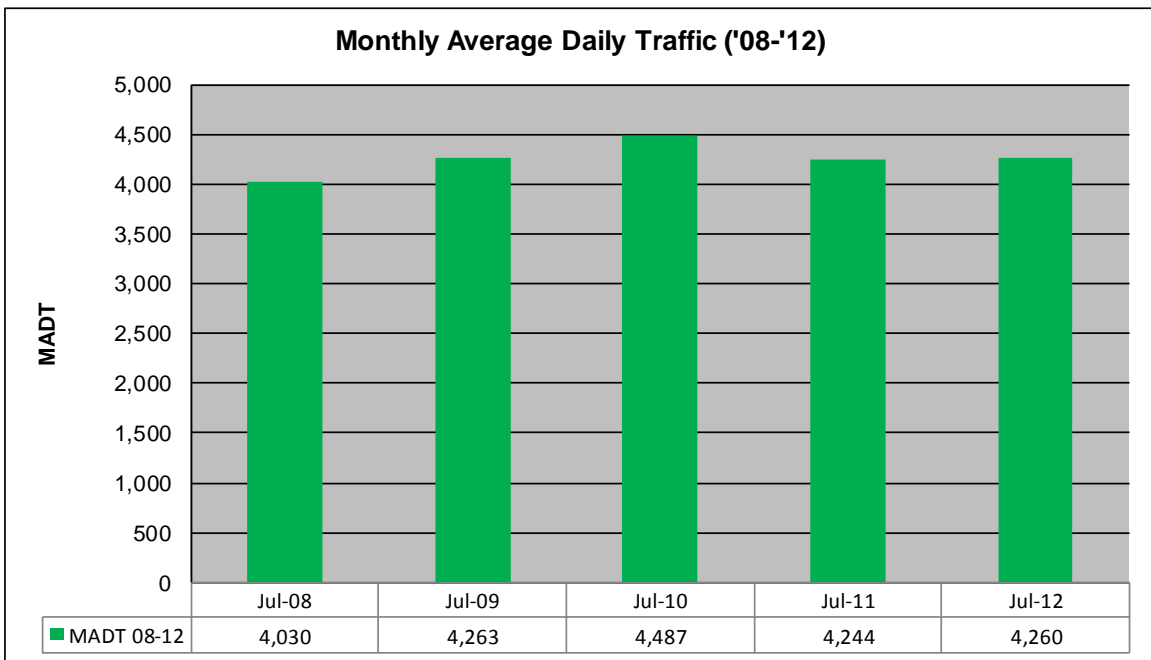
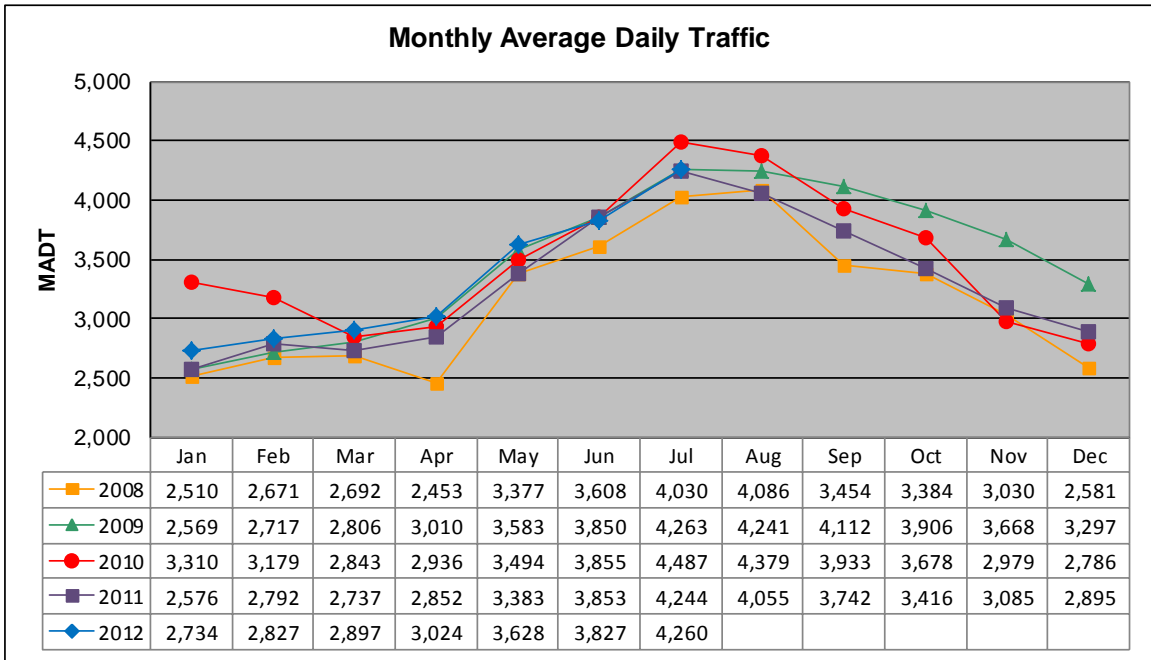


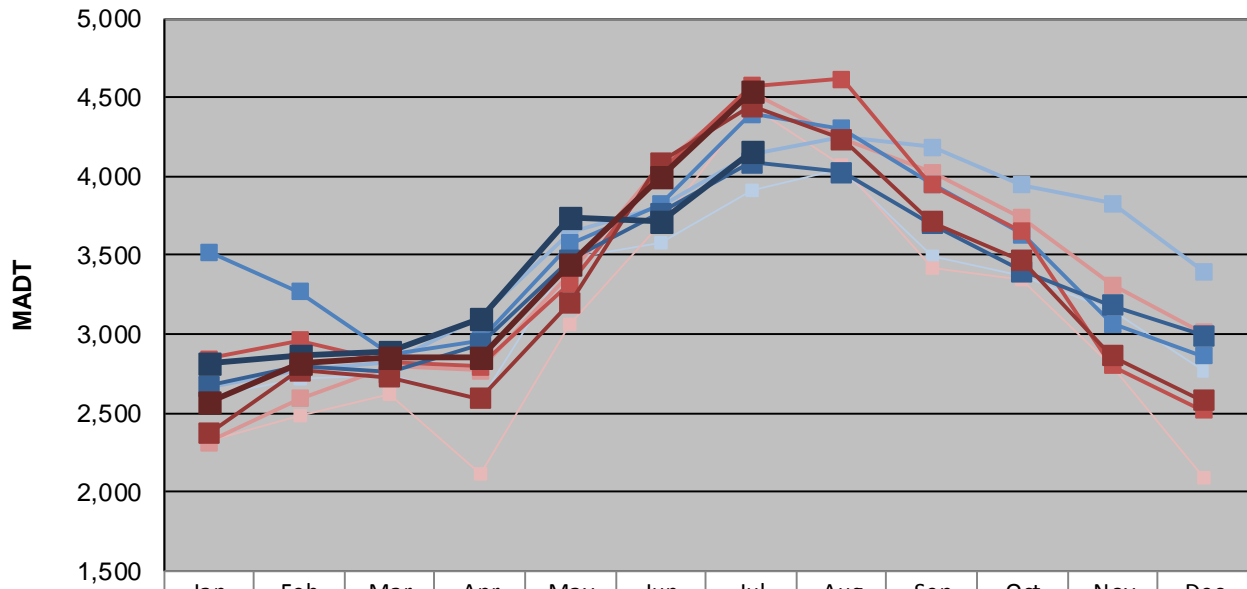
# MONTHLY REPORT, STATION NO. 219 (ATR)

## JULY 2012

Station Measurement: VOLUME/SPEED/CLASS		
Route: TH 2	Route Direction: E/W	Lanes: 2
County: Itasca		Closest City: Warba
Functional Class: Rural Principal Arterial - Other		
Location: 1 MI NW OF TH65, SE OF WARBA		
Ref Post: 202+00.199	True Mile: 202.522	Sequence No. 6765
<b>Volume: 132,072</b>		<b>MADT: 4,260</b>
<b>Weekday (M-F) MADT: 4,156</b>		<b>Weekend (Sa-Su) MADT: 4,540</b>



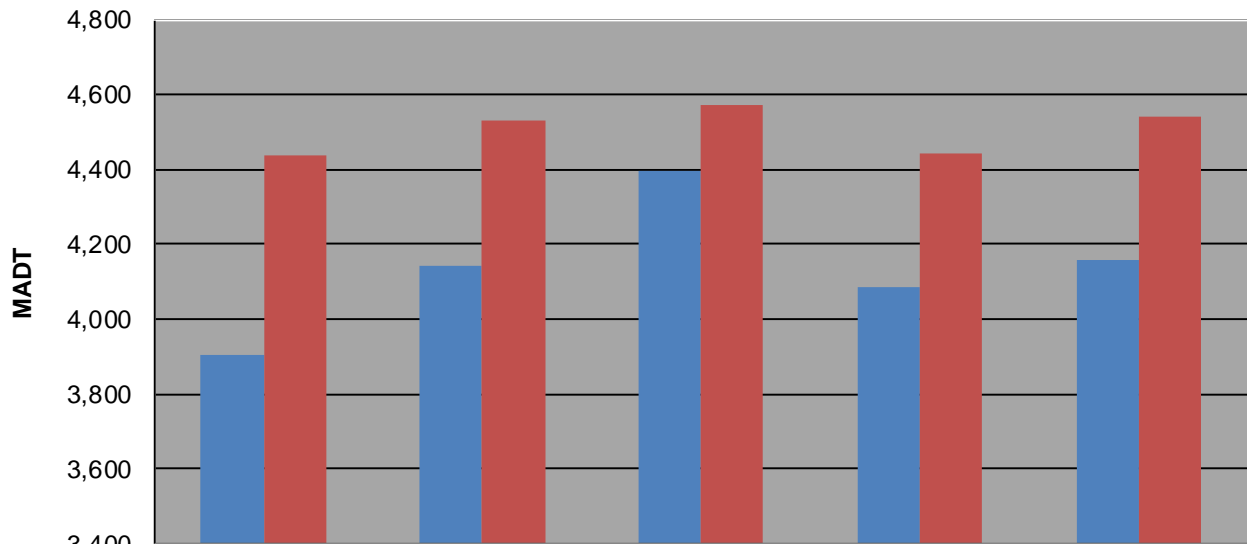
**Weekday (WD)/Weekend (WE) Monthly Average Daily Traffic**



	Jan	Feb	Mar	Apr	May	Jun	Jul	Aug	Sep	Oct	Nov	Dec
'08 WD	2,600	2,714	2,740	2,580	3,474	3,578	3,906	4,048	3,488	3,366	3,152	2,764
'08 WE	2,326	2,484	2,612	2,108	3,062	3,702	4,436	4,072	3,414	3,348	2,788	2,086
'09 WD	2,662	2,766	2,826	3,104	3,642	3,802	4,144	4,246	4,188	3,942	3,830	3,400
'09 WE	2,314	2,592	2,796	2,768	3,384	4,060	4,532	4,242	4,022	3,736	3,312	3,008
'10 WD	3,518	3,268	2,876	2,958	3,574	3,820	4,396	4,304	3,952	3,630	3,062	2,860
'10 WE	2,842	2,960	2,820	2,794	3,326	4,028	4,570	4,616	3,946	3,648	2,802	2,518
'11 WD	2,672	2,792	2,754	2,934	3,472	3,768	4,086	4,022	3,700	3,398	3,180	2,988
'11 WE	2,368	2,766	2,728	2,592	3,198	4,086	4,444	4,236	3,710	3,462	2,864	2,580
'12 WD	2,814	2,860	2,892	3,104	3,738	3,708	4,156					
'12 WE	2,570	2,810	2,852	2,848	3,444	3,996	4,540					

Note: 'Weekday' defined as Monday-Friday, 'Weekend' defined as Saturday-Sunday

**Weekday/Weekend Monthly Average Daily Traffic ('08-'12)**



	Jul-08	Jul-09	Jul-10	Jul-11	Jul-12
Weekday	3,906	4,144	4,396	4,086	4,156
Weekend	4,436	4,532	4,570	4,444	4,540