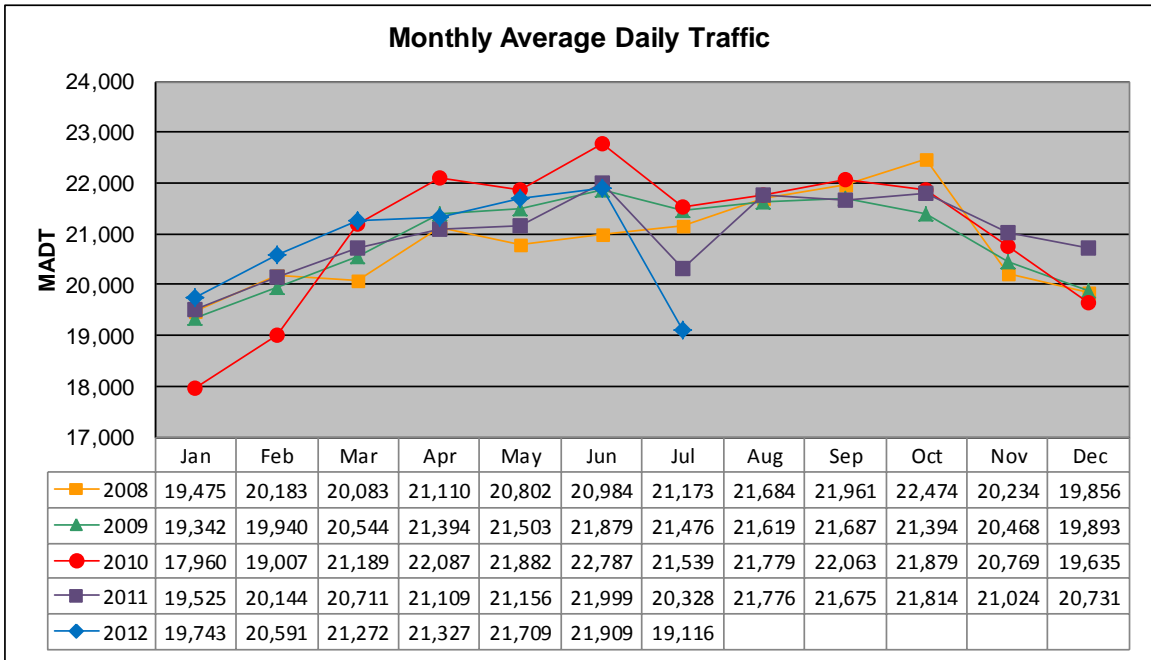


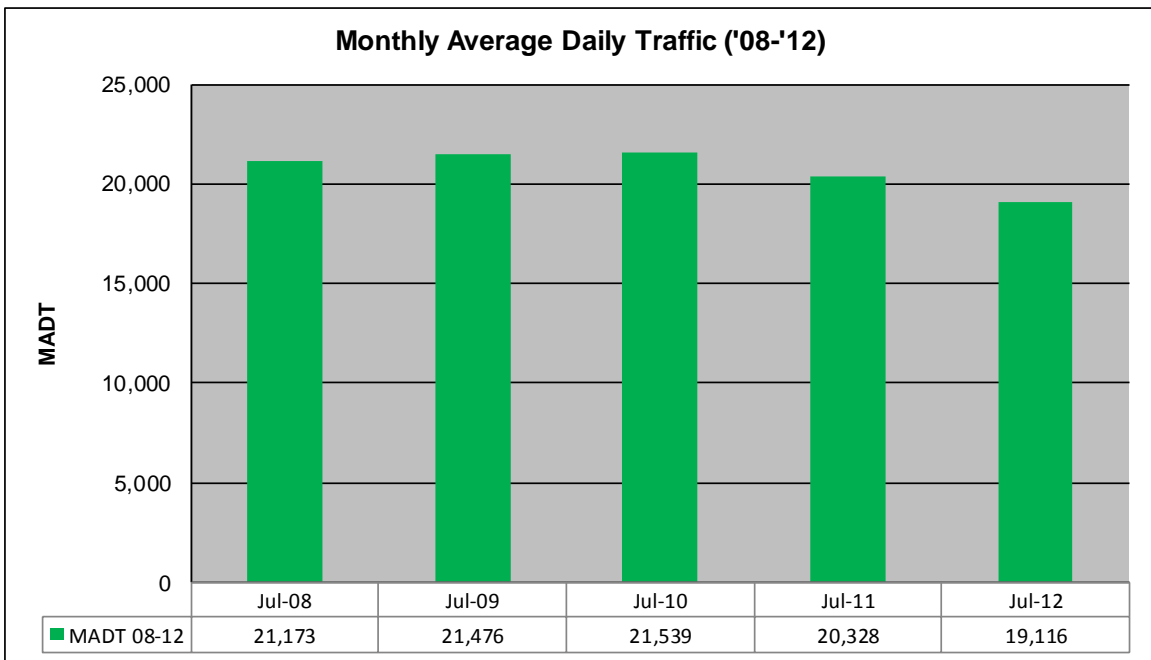
MONTHLY REPORT, STATION NO. 212 (ATR)

JULY 2012

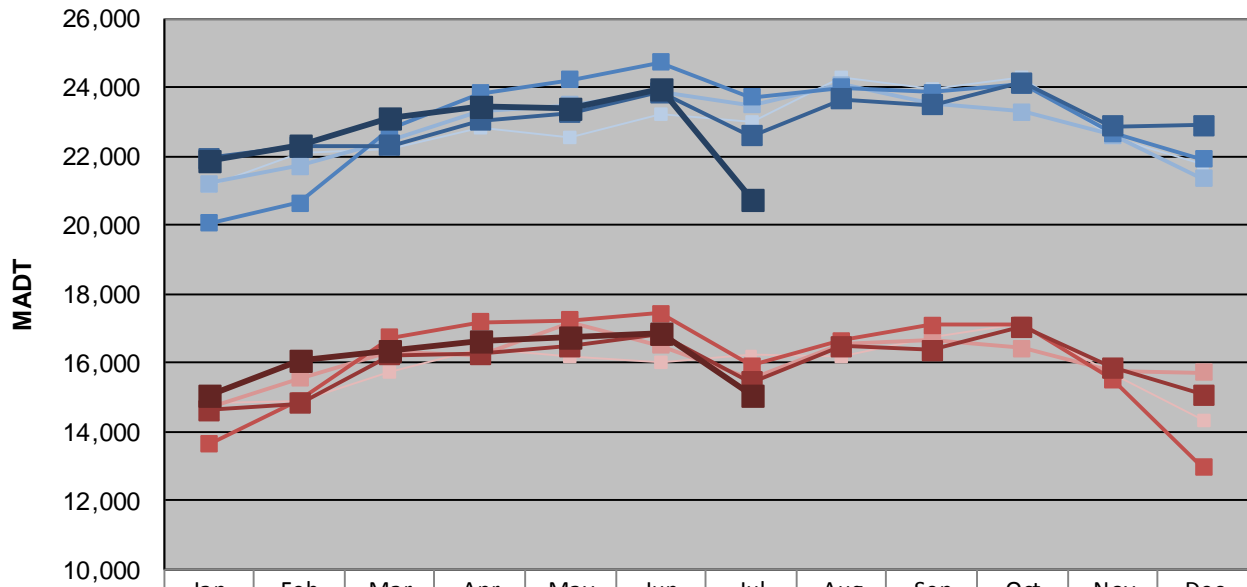
Station Measurement: VOLUME/SPEED/CLASS		
Route: TH 14	Route Direction: E/W	Lanes: 4
County: Olmsted	Closest City: Rochester	
Functional Class: Urban Other Principal Arterial		
Location: E OF CR104 (60TH AVE NW), W OF ROCHESTER		
Ref Post: 207+00.260	True Mile: 209.205	Sequence No. 6755
Volume: 592,603		MADT: 19,116
Weekday (M-F) MADT: 20,752		Weekend (Sa-Su) MADT: 15,078



Note: Decrease in traffic July 2012 due to construction on TH 14



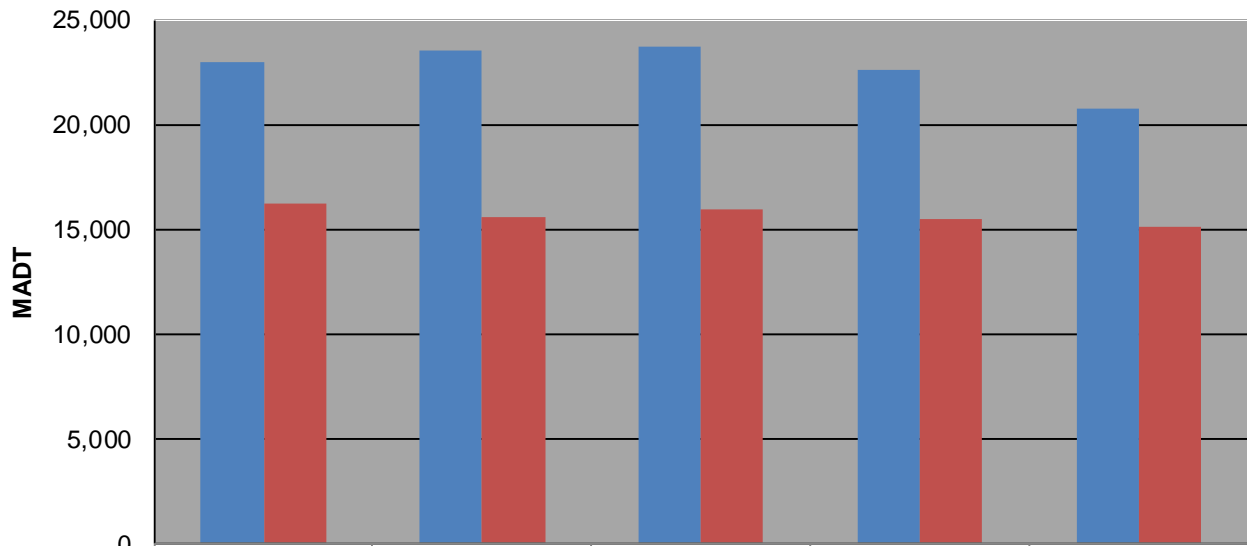
Weekday (WD)/Weekend (WE) Monthly Average Daily Traffic



	Jan	Feb	Mar	Apr	May	Jun	Jul	Aug	Sep	Oct	Nov	Dec
'08 WD	21,152	22,108	22,230	22,846	22,542	23,190	22,966	24,270	23,972	24,272	22,520	21,756
'08 WE	14,836	14,900	15,706	16,412	16,164	16,006	16,220	16,156	16,736	17,136	15,660	14,306
'09 WD	21,212	21,700	22,464	23,284	23,498	23,890	23,496	24,082	23,516	23,278	22,600	21,354
'09 WE	14,664	15,542	16,310	16,214	17,154	16,506	15,536	16,530	16,652	16,430	15,740	15,708
'10 WD	20,050	20,650	22,820	23,810	24,210	24,730	23,704	23,982	23,846	24,082	22,664	21,922
'10 WE	13,620	14,902	16,738	17,170	17,240	17,442	15,916	16,656	17,088	17,096	15,518	12,950
'11 WD	21,938	22,266	22,304	23,032	23,248	23,850	22,586	23,666	23,476	24,140	22,858	22,902
'11 WE	14,618	14,810	16,222	16,250	16,466	16,822	15,442	16,490	16,356	17,038	15,852	15,064
'12 WD	21,850	22,338	23,122	23,468	23,392	23,966	20,752					
'12 WE	15,082	16,060	16,334	16,638	16,720	16,848	15,078					

Note: 'Weekday' defined as Monday-Friday, 'Weekend' defined as Saturday-Sunday

Weekday/Weekend Monthly Average Daily Traffic ('08-'12)



	Jul-08	Jul-09	Jul-10	Jul-11	Jul-12
Weekday	22,966	23,496	23,704	22,586	20,752
Weekend	16,220	15,536	15,916	15,442	15,078