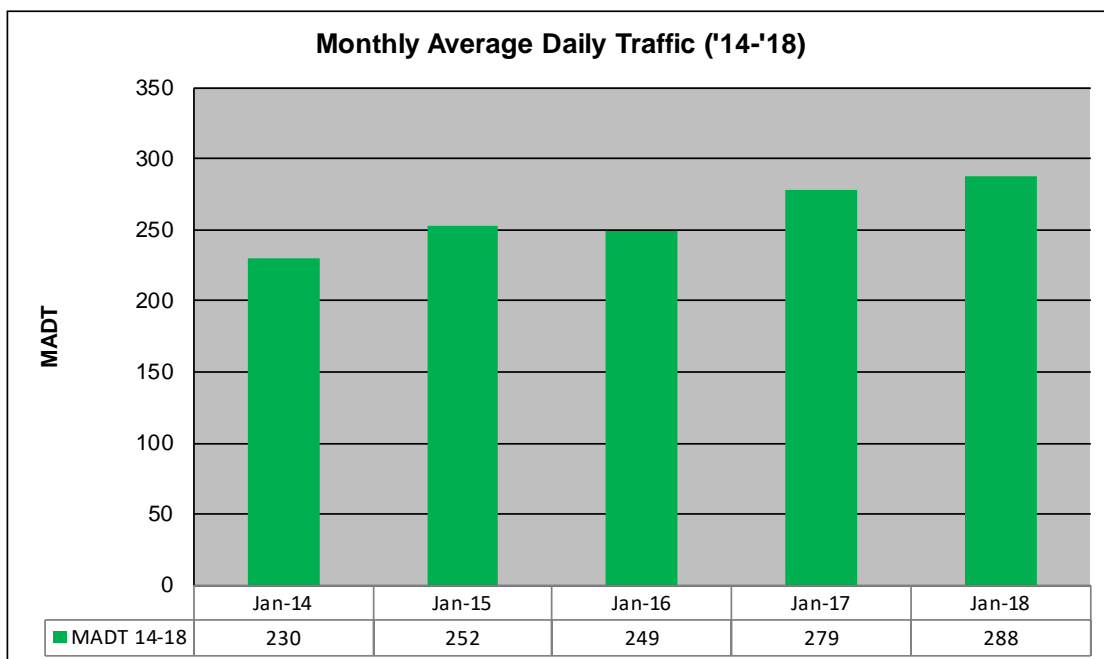
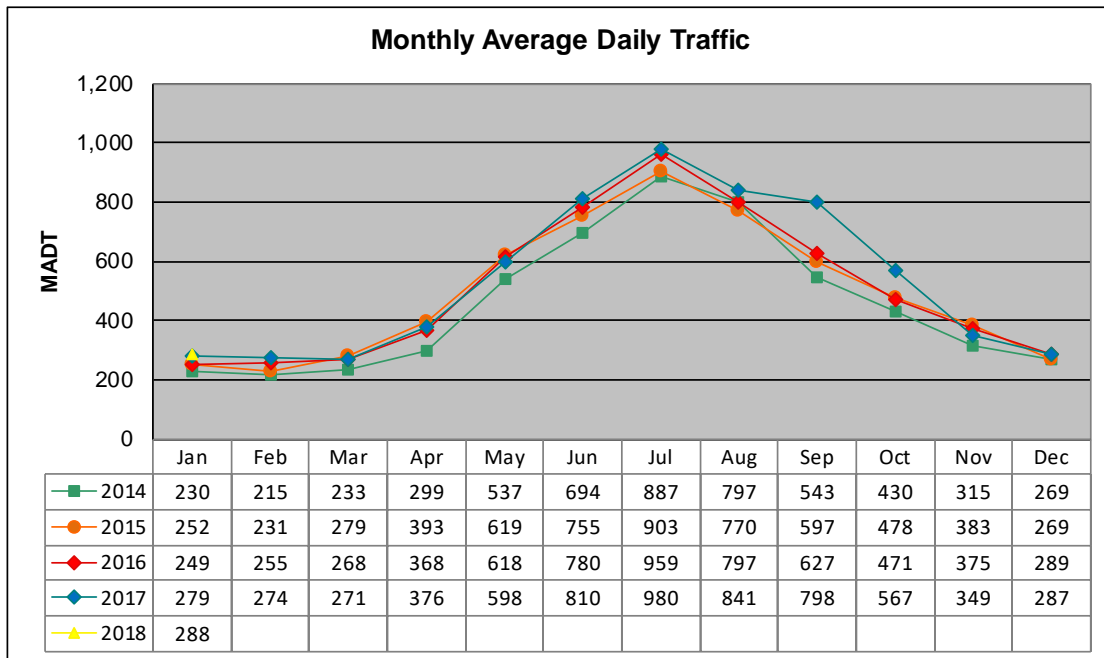


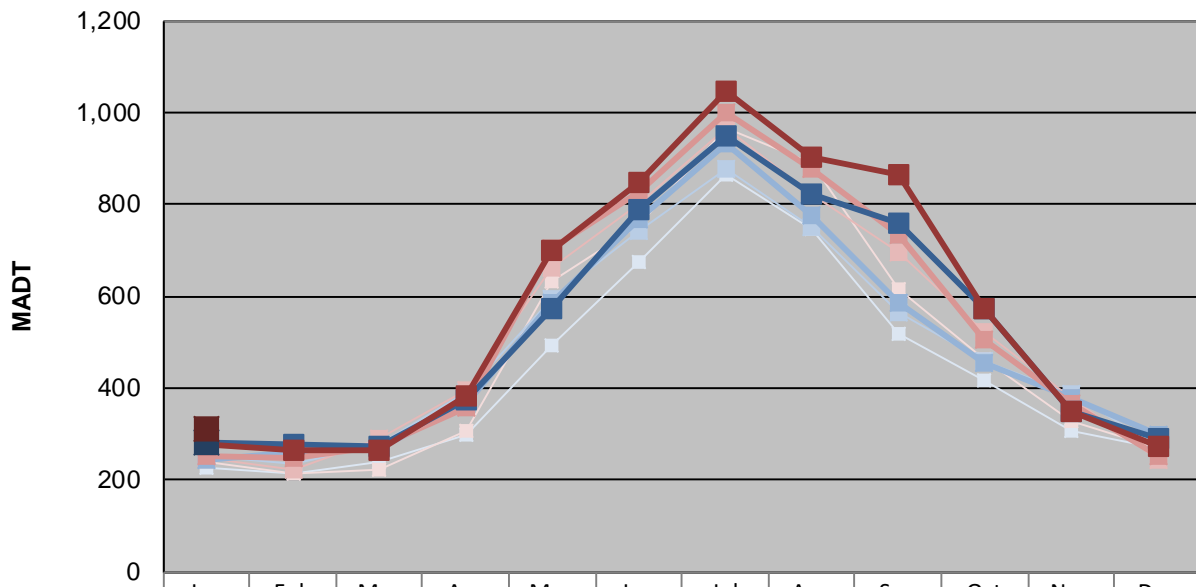
MONTHLY REPORT, STATION NO. 51 (ATR)

JANUARY 2018

| | | |
|---|---------------------------|----------------------------------|
| Station Measurement: VOLUME/SPEED/CLASS | | |
| Route: CSAH 40 | Route Direction: E/W | Lanes: 2 |
| County: Hubbard | Closest City: Park Rapids | |
| Functional Class: Rural Major Collector | | |
| Location: E OF TH71, N OF PARK RAPIDS | | |
| Ref Post: 000+00.130 | True Mile: 0.13 | Sequence No. 9815 |
| Volume: 8,922 | | MADT: 288 |
| Weekday (M-F) MADT: 282 | | Weekend (Sa-Su) MADT: 312 |



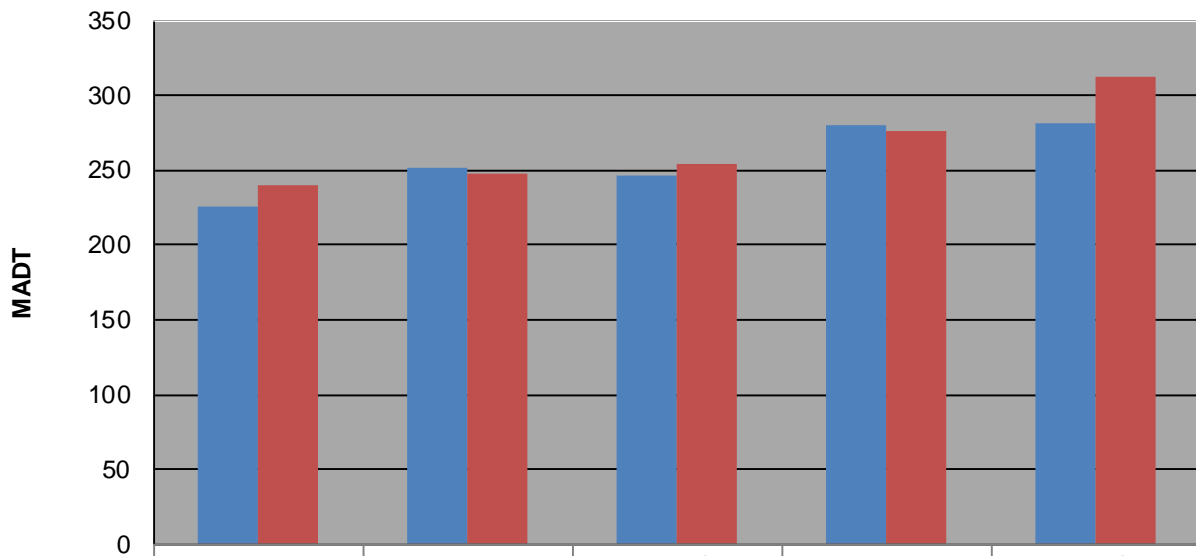
Weekday (WD)/Weekend (WE) Monthly Average Daily Traffic



| | Jan | Feb | Mar | Apr | May | Jun | Jul | Aug | Sep | Oct | Nov | Dec |
|--------|-----|-----|-----|-----|-----|-----|-------|-----|-----|-----|-----|-----|
| '14 WD | 226 | 216 | 238 | 298 | 492 | 674 | 864 | 746 | 518 | 416 | 308 | 270 |
| '14 WE | 240 | 216 | 224 | 306 | 634 | 754 | 968 | 890 | 614 | 464 | 328 | 270 |
| '15 WD | 252 | 234 | 278 | 392 | 594 | 742 | 876 | 750 | 566 | 458 | 386 | 274 |
| '15 WE | 248 | 224 | 290 | 394 | 662 | 802 | 964 | 822 | 696 | 522 | 378 | 246 |
| '16 WD | 246 | 260 | 268 | 366 | 588 | 766 | 934 | 776 | 584 | 456 | 380 | 300 |
| '16 WE | 254 | 248 | 274 | 358 | 706 | 826 | 1,000 | 876 | 732 | 504 | 366 | 254 |
| '17 WD | 280 | 278 | 272 | 374 | 572 | 788 | 950 | 824 | 760 | 572 | 350 | 292 |
| '17 WE | 276 | 266 | 264 | 382 | 702 | 846 | 1,046 | 904 | 864 | 572 | 348 | 274 |
| '18 WD | 282 | | | | | | | | | | | |
| '18 WE | 312 | | | | | | | | | | | |

Note: 'Weekday' defined as Monday-Friday, 'Weekend' defined as Saturday-Sunday

Weekday/Weekend Monthly Average Daily Traffic ('14-'18)



| | Jan-14 | Jan-15 | Jan-16 | Jan-17 | Jan-18 |
|---------|--------|--------|--------|--------|--------|
| Weekday | 226 | 252 | 246 | 280 | 282 |
| Weekend | 240 | 248 | 254 | 276 | 312 |