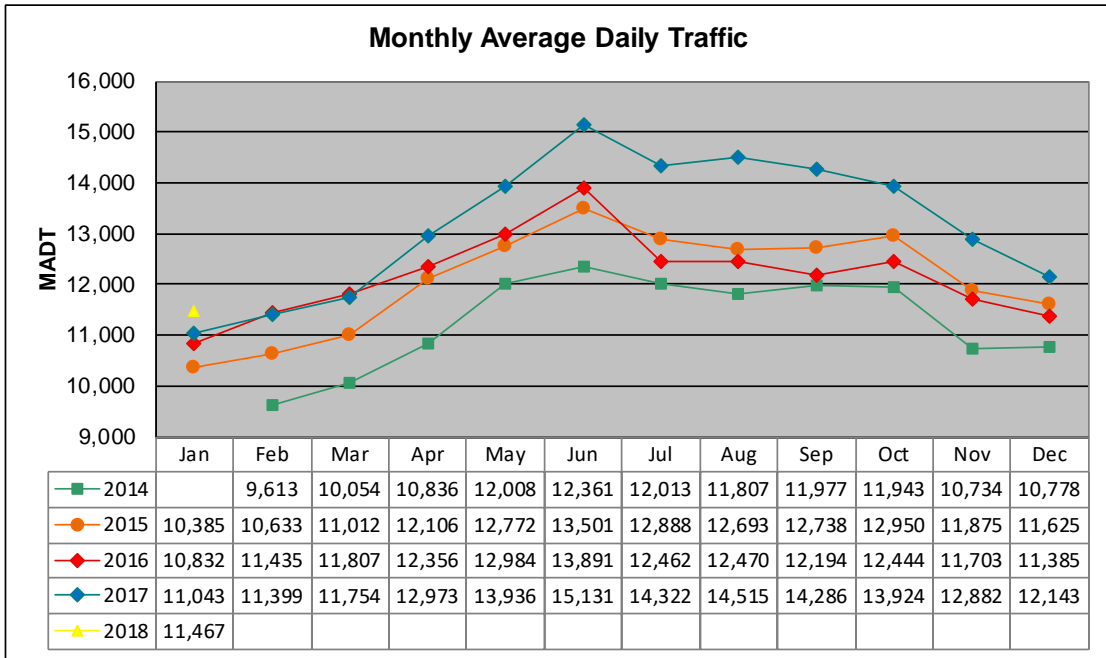


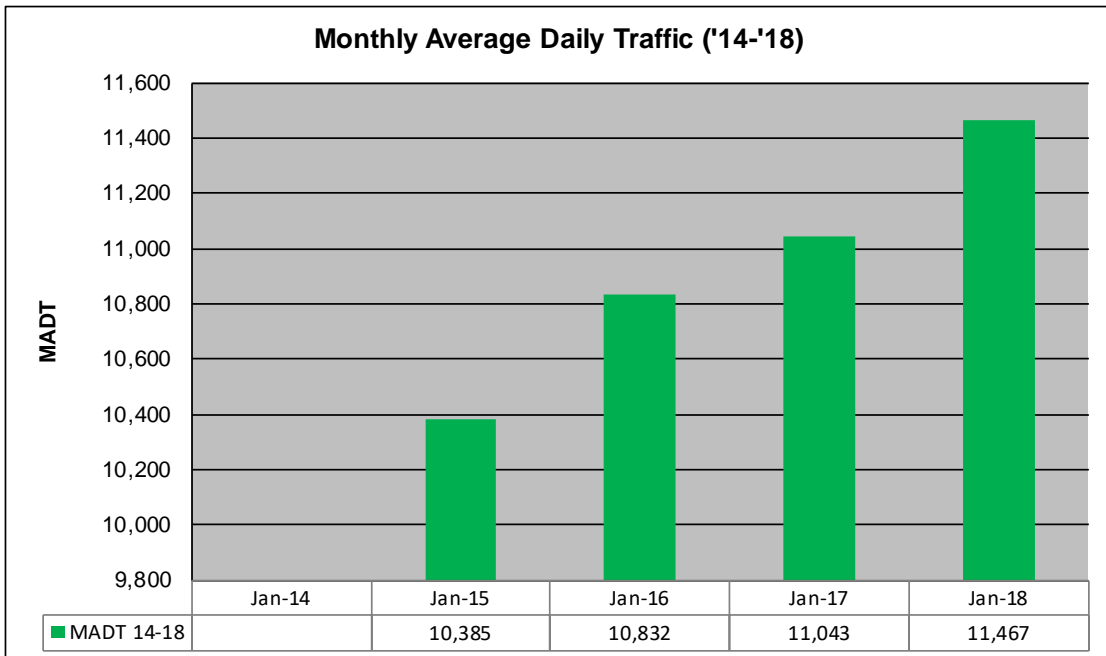
MONTHLY REPORT, STATION NO. 45 (WIM)

JANUARY 2018

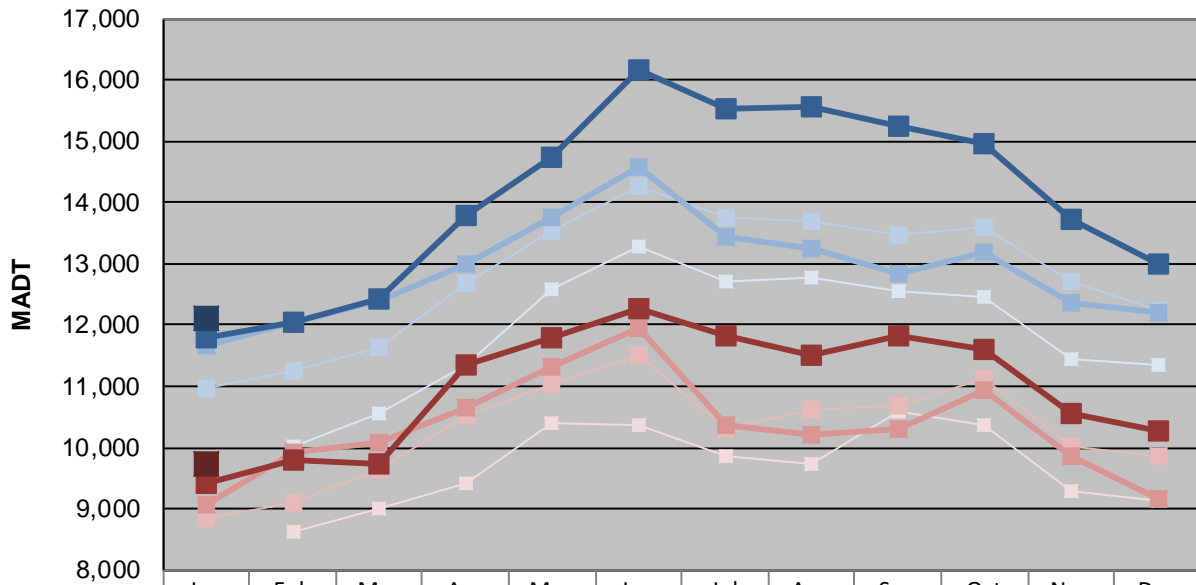
Station Measurement: VOLUME/SPEED/CLASS/WEIGHT		
Route: CSAH 14	Route Direction: E/W	Lanes: 2
County: Anoka	Closest City: Blaine	
Functional Class: Urban Other Principal Arterial		
Location: .7 MI W OF CSAH17 (LEXINGTON AVE NE) IN BLAINE		
Ref Post: 010+00.100	True Mile: 10.1	Sequence No. 9893
Volume: 355,465		MADT: 11,467
Weekday (M-F) MADT: 9,720		Weekend (Sa-Su) MADT: 9,720



Note: No data January 2014 due to site issues



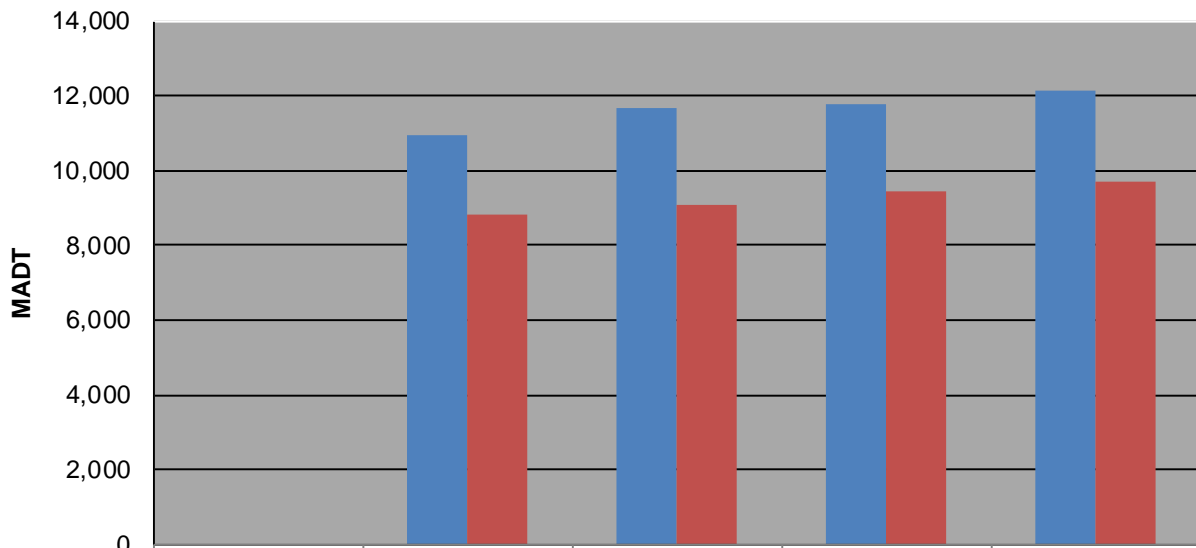
Weekday (WD)/Weekend (WE) Monthly Average Daily Traffic



	Jan	Feb	Mar	Apr	May	Jun	Jul	Aug	Sep	Oct	Nov	Dec
'14 WD		10,014	10,566	11,346	12,570	13,270	12,710	12,786	12,538	12,468	11,452	11,352
'14 WE		8,614	9,008	9,434	10,410	10,356	9,862	9,724	10,576	10,356	9,302	9,128
'15 WD	10,972	11,240	11,650	12,678	13,544	14,254	13,754	13,700	13,478	13,608	12,712	12,232
'15 WE	8,836	9,116	9,632	10,530	11,044	11,498	10,312	10,630	10,686	11,144	10,032	9,862
'16 WD	11,670	12,042	12,406	13,004	13,748	14,588	13,436	13,260	12,826	13,182	12,360	12,206
'16 WE	9,076	9,912	10,076	10,640	11,308	11,940	10,364	10,216	10,310	10,928	9,856	9,150
'17 WD	11,788	12,046	12,434	13,780	14,742	16,164	15,544	15,548	15,254	14,962	13,728	12,984
'17 WE	9,432	9,784	9,730	11,356	11,790	12,256	11,810	11,504	11,810	11,588	10,558	10,284
'18 WD	12,120											
'18 WE	9,720											

Note: 'Weekday' defined as Monday-Friday, 'Weekend' defined as Saturday-Sunday

Weekday/Weekend Monthly Average Daily Traffic ('14-'18)



	Jan-14	Jan-15	Jan-16	Jan-17	Jan-18
Weekday		10,972	11,670	11,788	12,120
Weekend		8,836	9,076	9,432	9,720