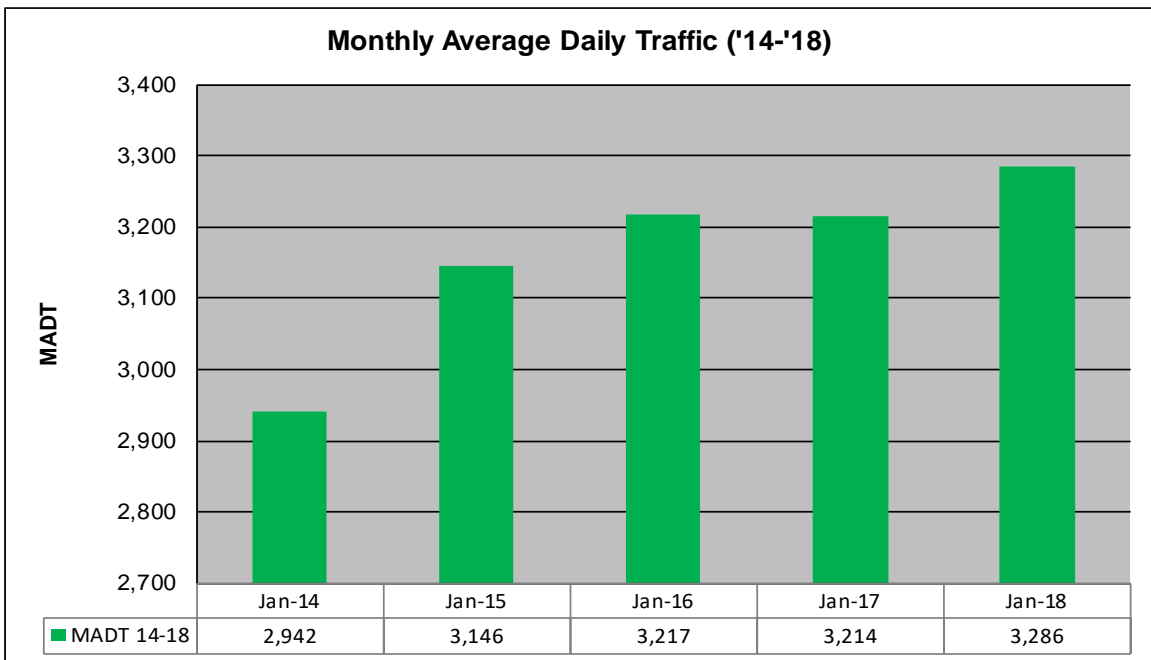
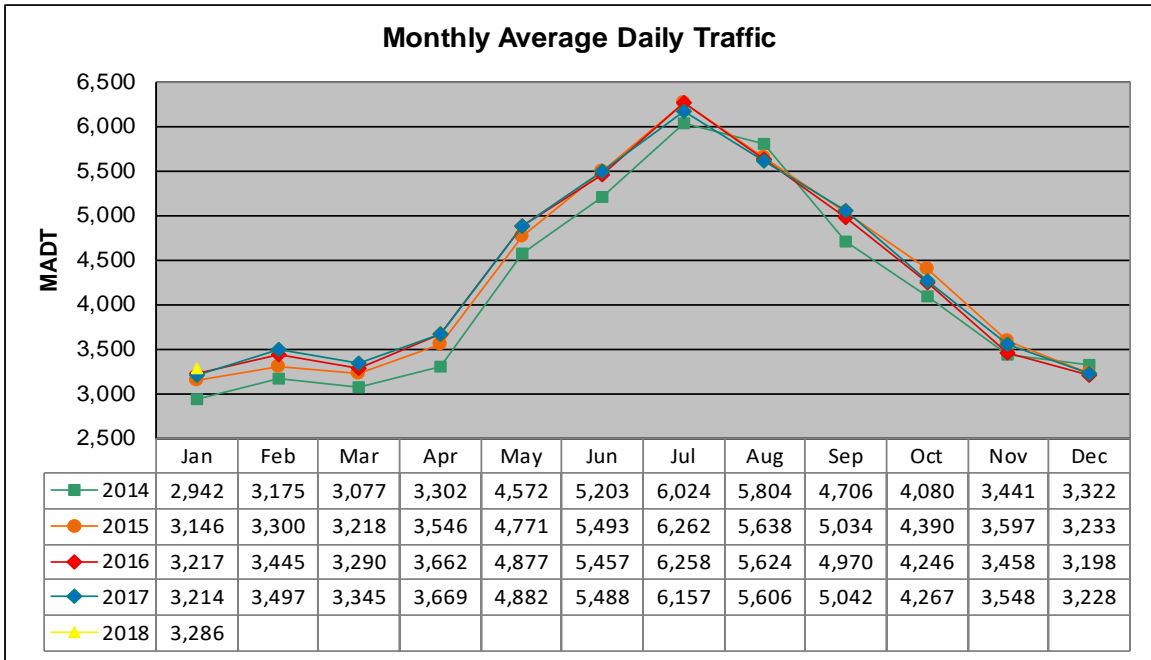


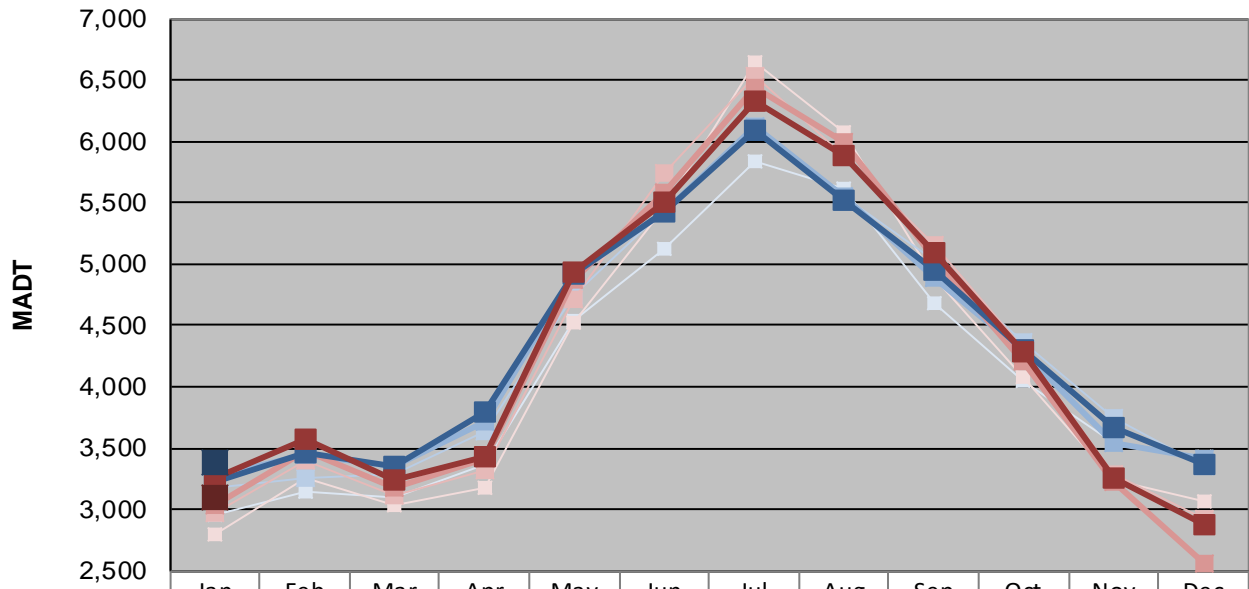
# MONTHLY REPORT, STATION NO. 223 (ATR)

## JANUARY 2018

Station Measurement: VOLUME/SPEED/CLASS		
Route: TH 371	Route Direction: N/S	Lanes: 2
County: Cass	Closest City: Walker	
Functional Class: Rural Principal Arterial - Other		
Location: 1 MI S OF TH200, SE OF WALKER		
Ref Post: 085+00.636	True Mile: 79.984	Sequence No. 6772
<b>Volume: 101,860</b>		<b>MADT: 3,286</b>
<b>Weekday (M-F) MADT: 3,378</b>		<b>Weekend (Sa-Su) MADT: 3,098</b>



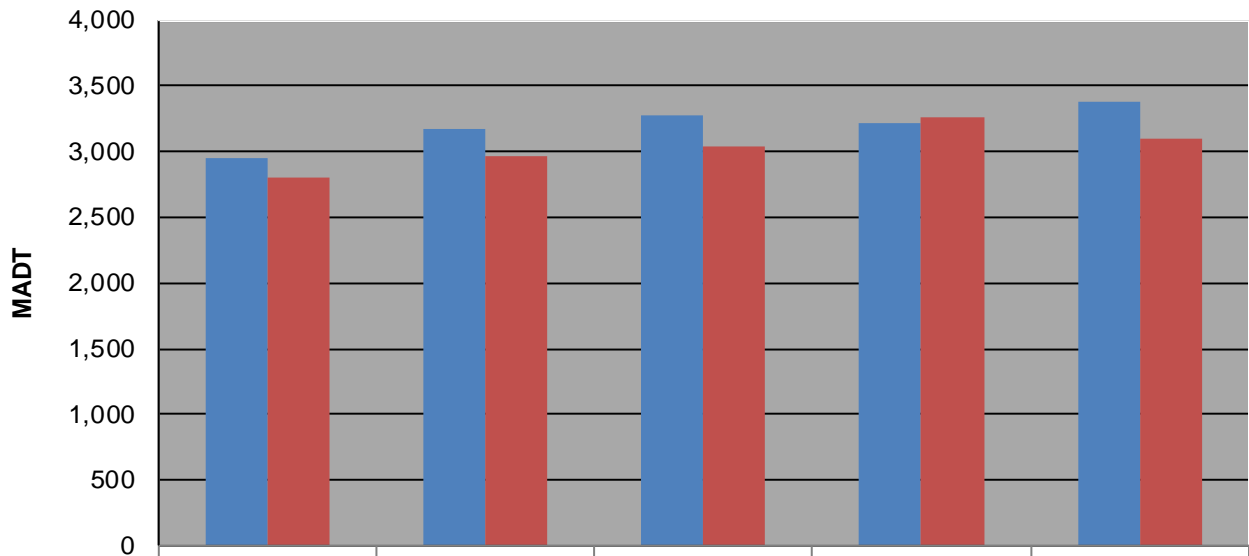
### Weekday (WD)/Weekend (WE) Monthly Average Daily Traffic



	Jan	Feb	Mar	Apr	May	Jun	Jul	Aug	Sep	Oct	Nov	Dec
'14 WD	2,956	3,140	3,104	3,372	4,542	5,122	5,836	5,612	4,674	4,048	3,540	3,430
'14 WE	2,802	3,262	3,034	3,170	4,516	5,462	6,640	6,072	4,890	4,086	3,244	3,062
'15 WD	3,176	3,262	3,290	3,634	4,742	5,448	6,128	5,548	5,028	4,362	3,754	3,346
'15 WE	2,966	3,394	3,122	3,320	4,710	5,736	6,528	5,880	5,160	4,324	3,282	2,926
'16 WD	3,270	3,454	3,344	3,720	4,924	5,422	6,126	5,558	4,886	4,290	3,542	3,410
'16 WE	3,042	3,474	3,170	3,416	4,878	5,580	6,446	5,990	5,044	4,204	3,232	2,554
'17 WD	3,218	3,468	3,358	3,792	4,922	5,430	6,096	5,528	4,954	4,300	3,672	3,372
'17 WE	3,262	3,574	3,240	3,426	4,940	5,502	6,336	5,888	5,090	4,292	3,262	2,870
'18 WD	3,378											
'18 WE	3,098											

Note: 'Weekday' defined as Monday-Friday, 'Weekend' defined as Saturday-Sunday

### Weekday/Weekend Monthly Average Daily Traffic ('14-'18)



	Jan-14	Jan-15	Jan-16	Jan-17	Jan-18
Weekday	2,956	3,176	3,270	3,218	3,378
Weekend	2,802	2,966	3,042	3,262	3,098