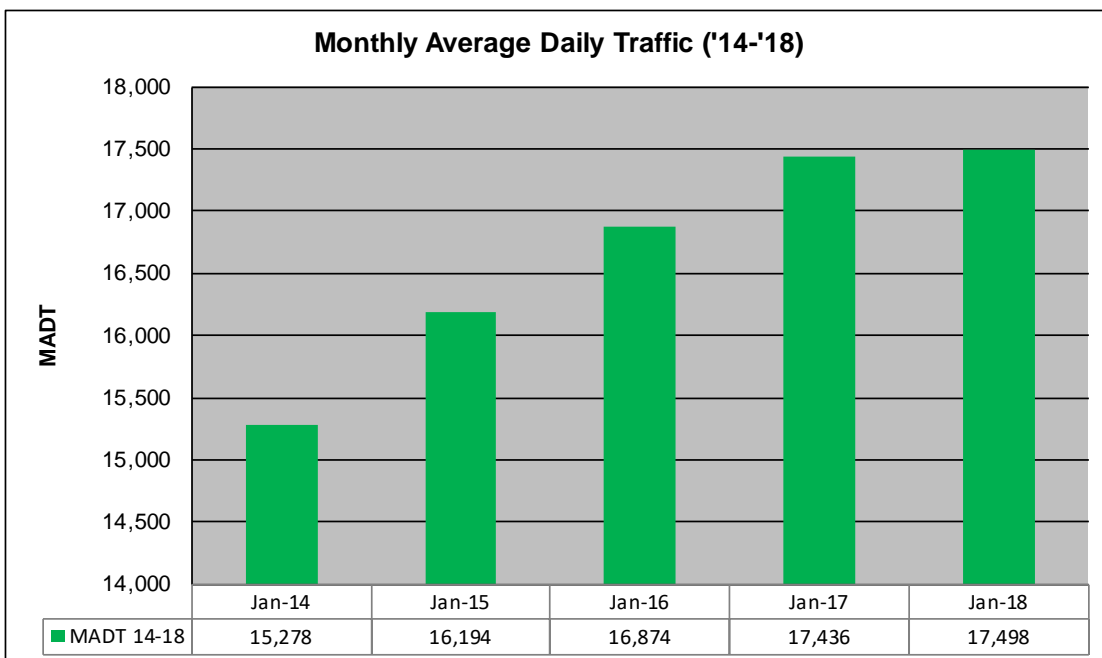
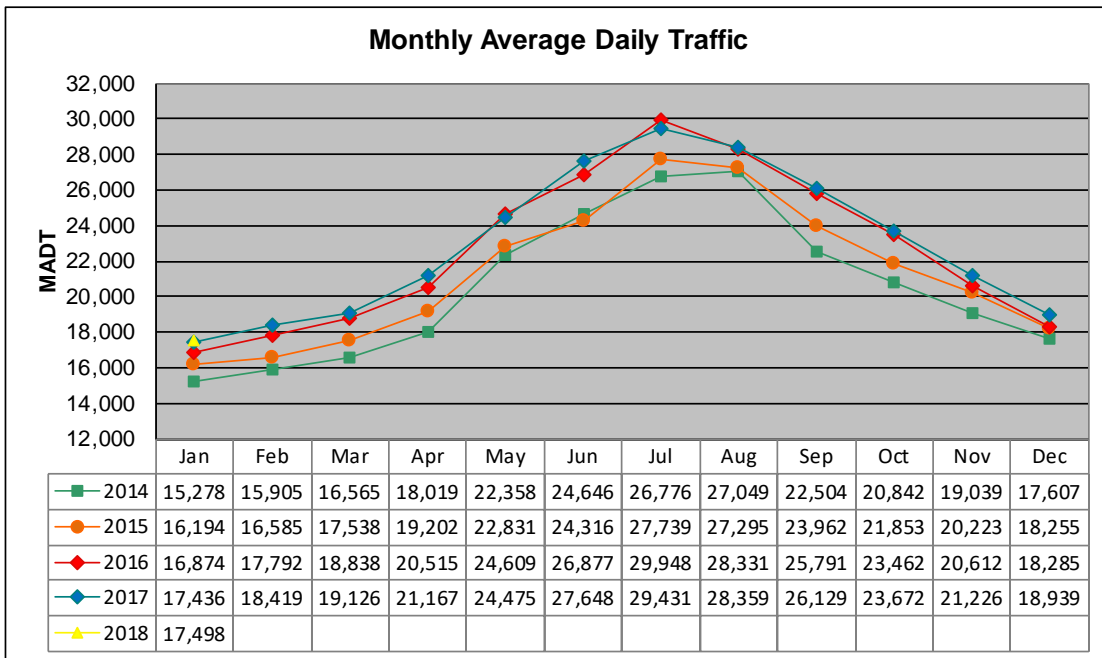


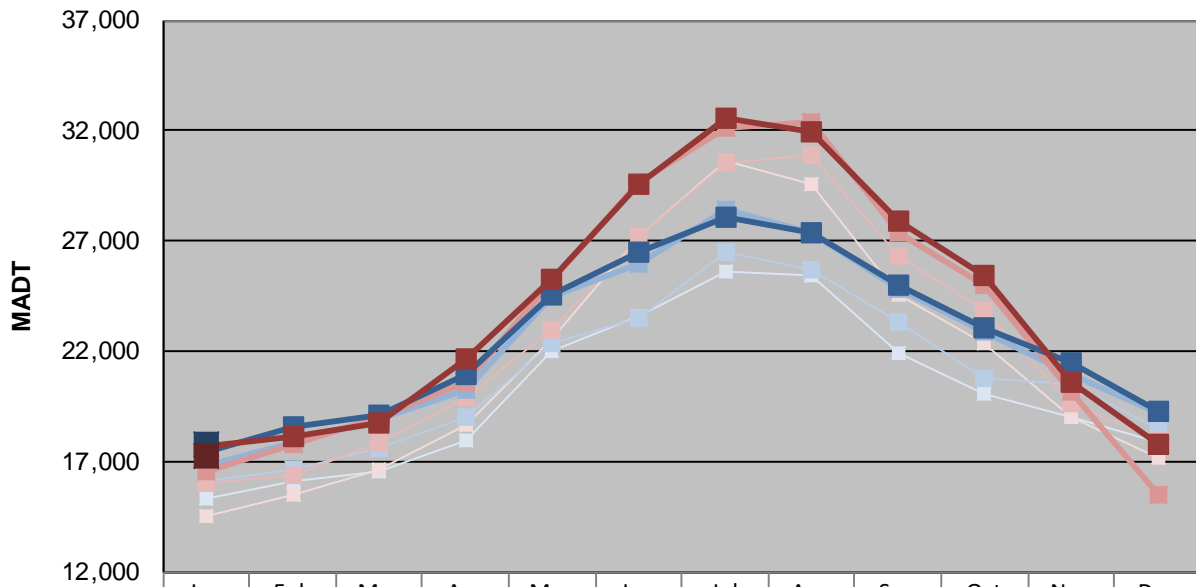
MONTHLY REPORT, STATION NO. 187 (ATR)

JANUARY 2018

Station Measurement: VOLUME/SPEED/CLASS		
Route: TH 10	Route Direction: N/S	Lanes: 4
County: Benton	Closest City: Rice	
Functional Class: Rural Principal Arterial - Other		
Location: .8 MI S OF CR40 (155TH ST NW), N OF RICE		
Ref Post: 160+00.404	True Mile: 163.637	Sequence No. 6775
Volume: 542,443		MADT: 17,498
Weekday (M-F) MADT: 17,748		Weekend (Sa-Su) MADT: 17,302



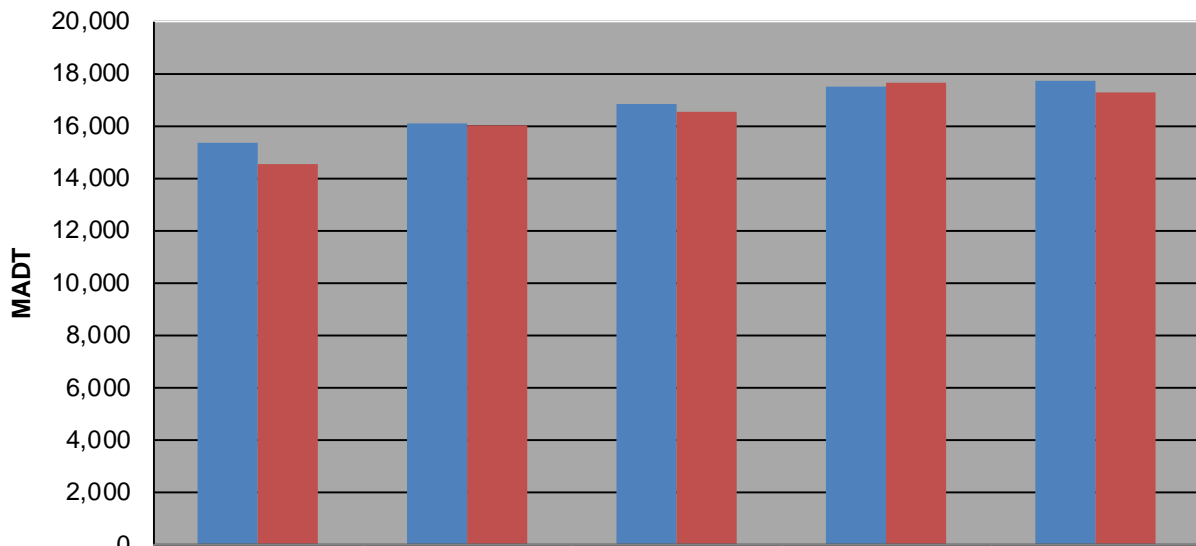
Weekday (WD)/Weekend (WE) Monthly Average Daily Traffic



	Jan	Feb	Mar	Apr	May	Jun	Jul	Aug	Sep	Oct	Nov	Dec
'14 WD	15,360	16,082	16,572	17,970	22,024	23,606	25,596	25,404	21,924	20,088	19,048	17,912
'14 WE	14,526	15,466	16,670	18,650	22,558	27,166	30,656	29,556	24,546	22,402	19,022	17,178
'15 WD	16,082	16,684	17,590	19,022	22,398	23,492	26,456	25,684	23,372	20,792	20,514	18,470
'15 WE	16,032	16,338	17,840	19,874	22,982	27,236	30,564	30,896	26,336	23,854	19,622	17,922
'16 WD	16,852	17,856	18,924	20,228	24,504	25,942	28,450	27,374	24,826	22,850	20,962	19,218
'16 WE	16,560	17,792	19,024	20,586	25,182	29,700	32,148	32,394	27,344	25,042	20,188	15,474
'17 WD	17,456	18,538	19,096	20,932	24,592	26,506	28,040	27,406	25,024	23,102	21,526	19,274
'17 WE	17,666	18,122	18,750	21,638	25,278	29,550	32,604	31,980	27,868	25,476	20,596	17,826
'18 WD	17,748											
'18 WE	17,302											

Note: 'Weekday' defined as Monday-Friday, 'Weekend' defined as Saturday-Sunday

Weekday/Weekend Monthly Average Daily Traffic ('14-'18)



	Jan-14	Jan-15	Jan-16	Jan-17	Jan-18
Weekday	15,360	16,082	16,852	17,456	17,748
Weekend	14,526	16,032	16,560	17,666	17,302