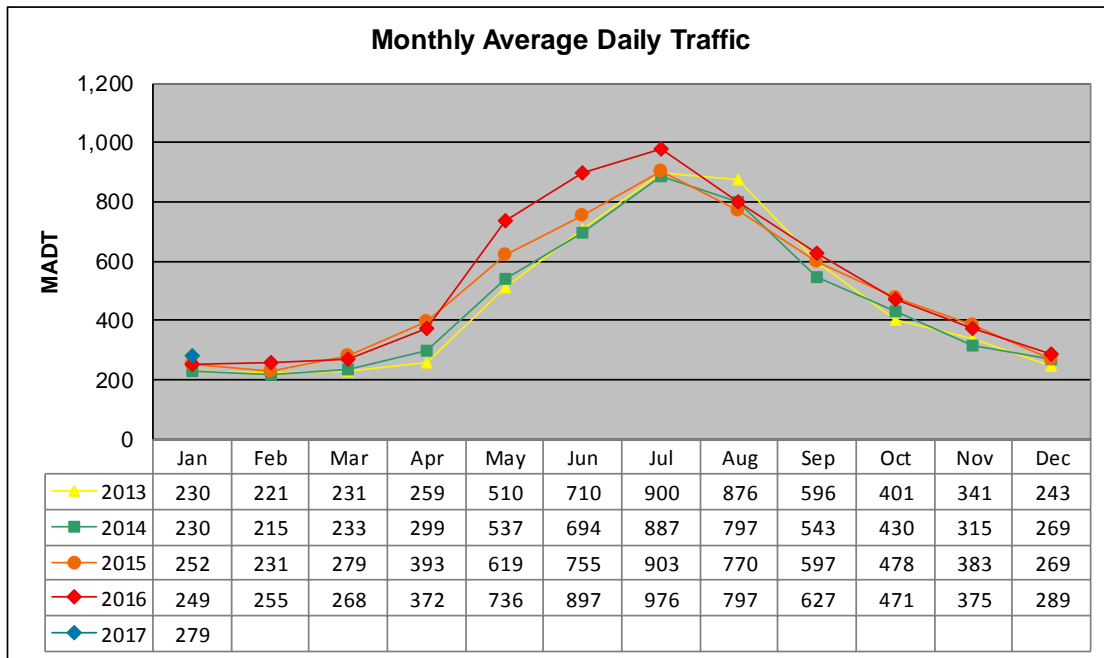


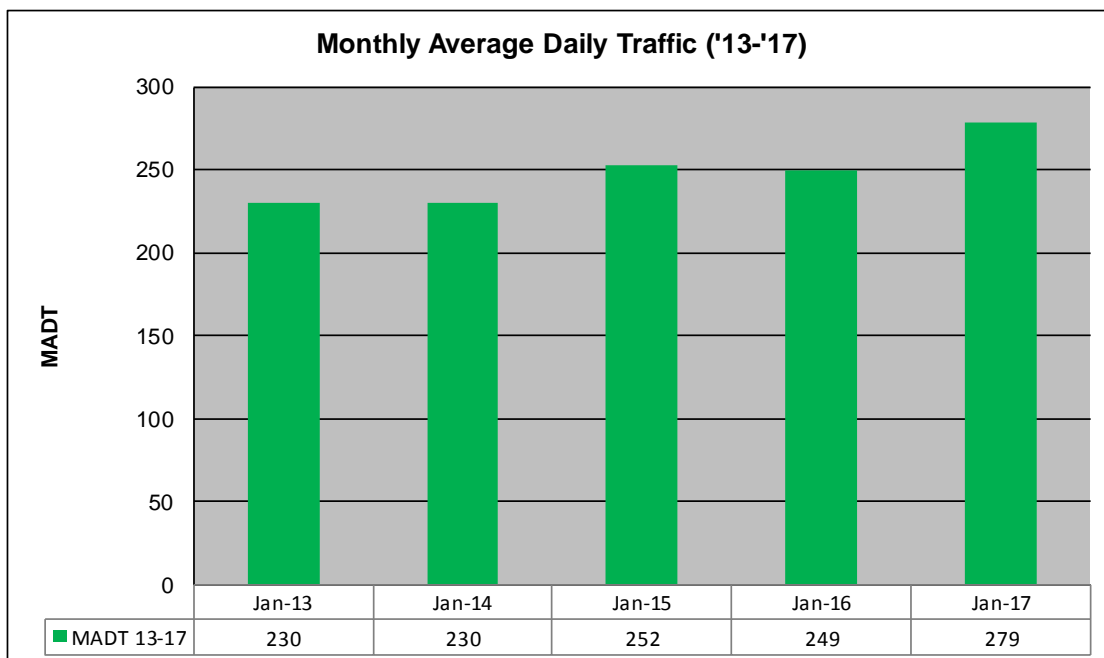
MONTHLY REPORT, STATION NO. 51 (ATR)

JANUARY 2017

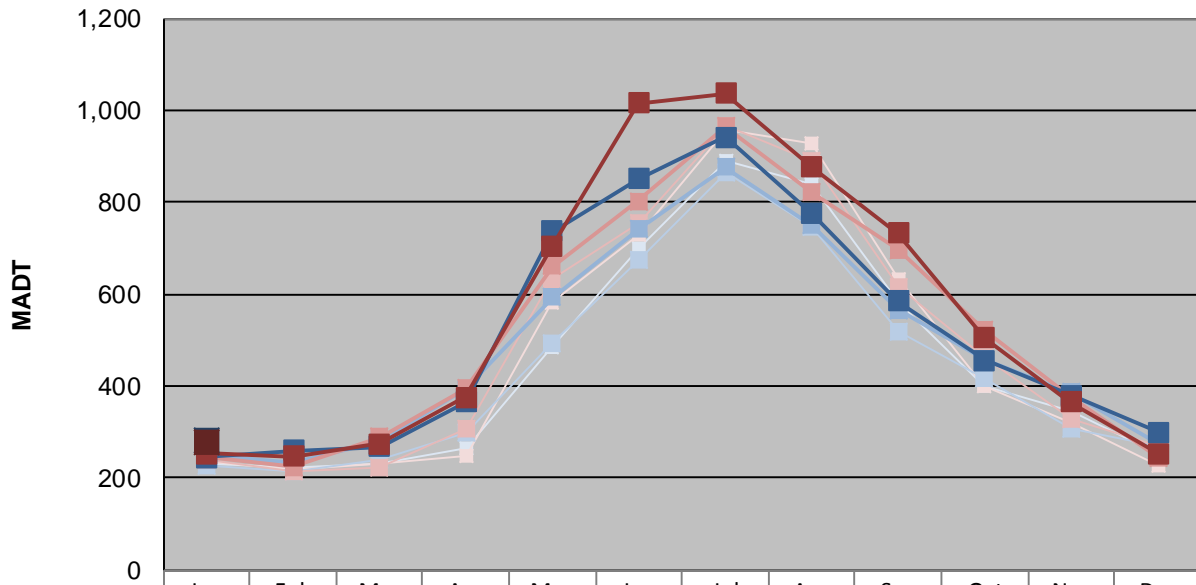
Station Measurement: VOLUME/SPEED/CLASS		
Route: CSAH 40	Route Direction: E/W	Lanes: 2
County: Hubbard	Closest City: Park Rapids	
Functional Class: Rural Major Collector		
Location: E OF TH71, N OF PARK RAPIDS		
Ref Post: 000+00.130	True Mile: 0.13	Sequence No. 9815
Volume: 8,634		MADT: 279
Weekday (M-F) MADT: 280		Weekend (Sa-Su) MADT: 276



Note: Increase in traffic May 2015 and May/June 2016 due to detours



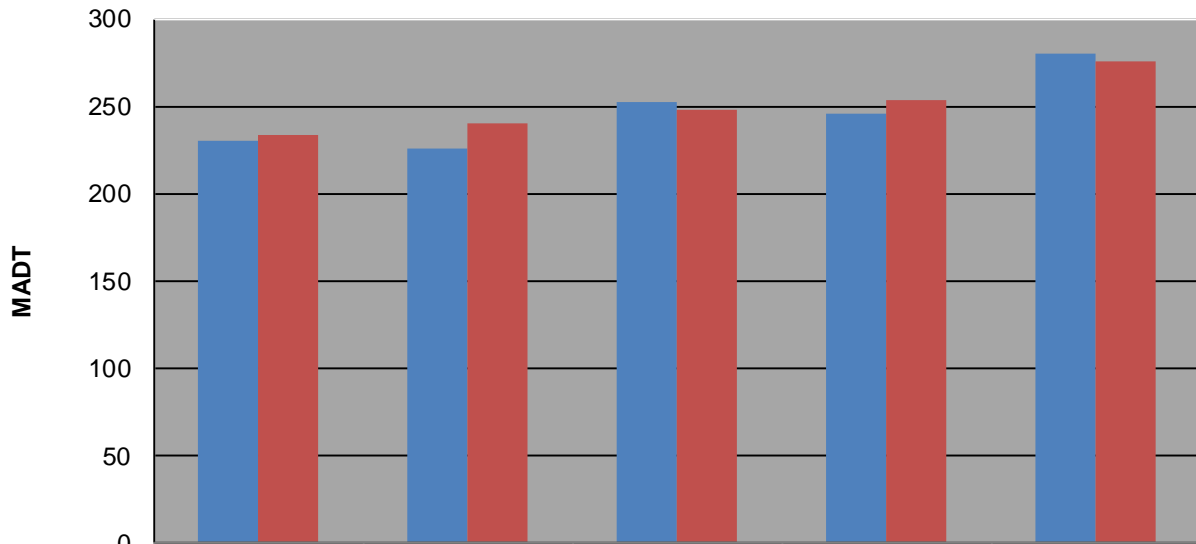
Weekday (WD)/Weekend (WE) Monthly Average Daily Traffic



	Jan	Feb	Mar	Apr	May	Jun	Jul	Aug	Sep	Oct	Nov	Dec
'13 WD	230	222	230	264	484	698	892	840	580	402	346	252
'13 WE	234	218	230	248	580	730	958	928	634	400	320	226
'14 WD	226	216	238	298	492	674	864	746	518	416	308	270
'14 WE	240	216	224	306	634	754	968	890	614	464	328	270
'15 WD	252	234	278	392	594	742	876	750	566	458	386	274
'15 WE	248	224	290	394	662	802	964	822	696	522	378	246
'16 WD	246	260	268	366	736	852	942	776	584	456	380	300
'16 WE	254	248	274	376	706	1,016	1,036	876	732	504	366	254
'17 WD	280											
'17 WE	276											

Note: 'Weekday' defined as Monday-Friday, 'Weekend' defined as Saturday-Sunday

Weekday/Weekend Monthly Average Daily Traffic ('13-'17)



	Jan-13	Jan-14	Jan-15	Jan-16	Jan-17
Weekday	230	226	252	246	280
Weekend	234	240	248	254	276