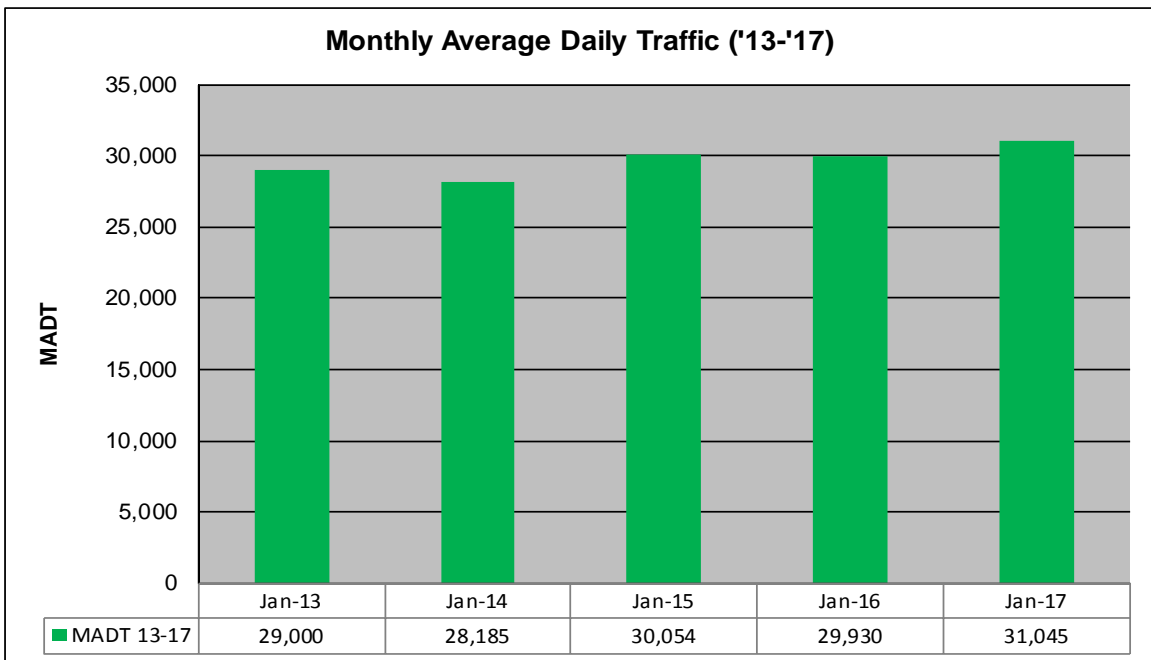
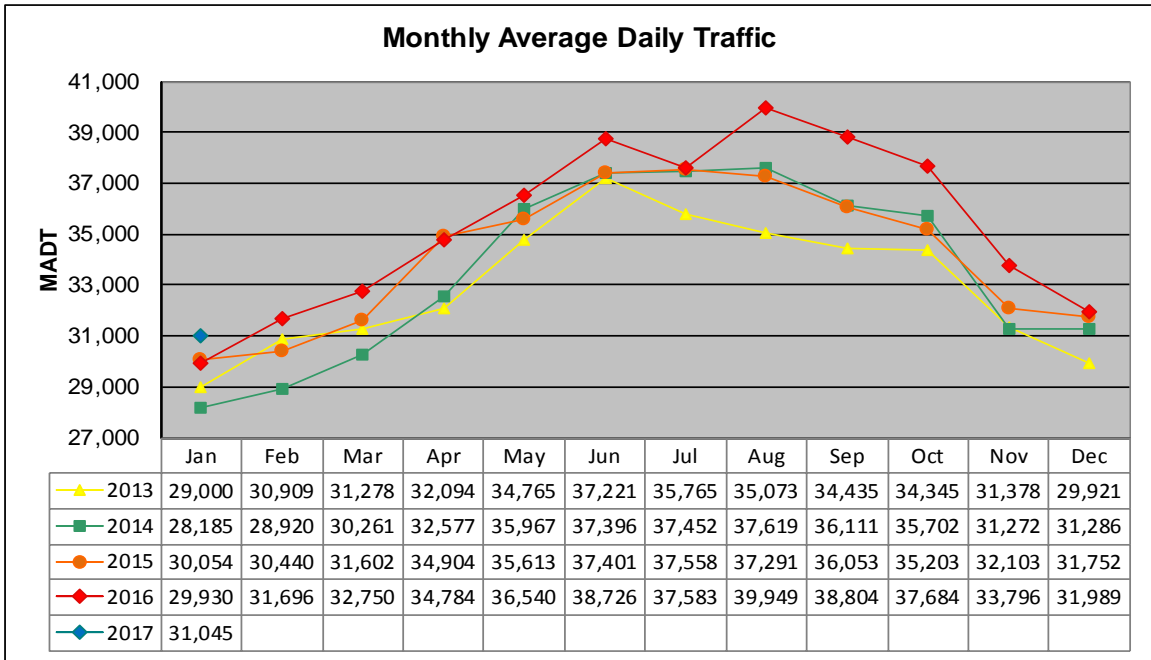


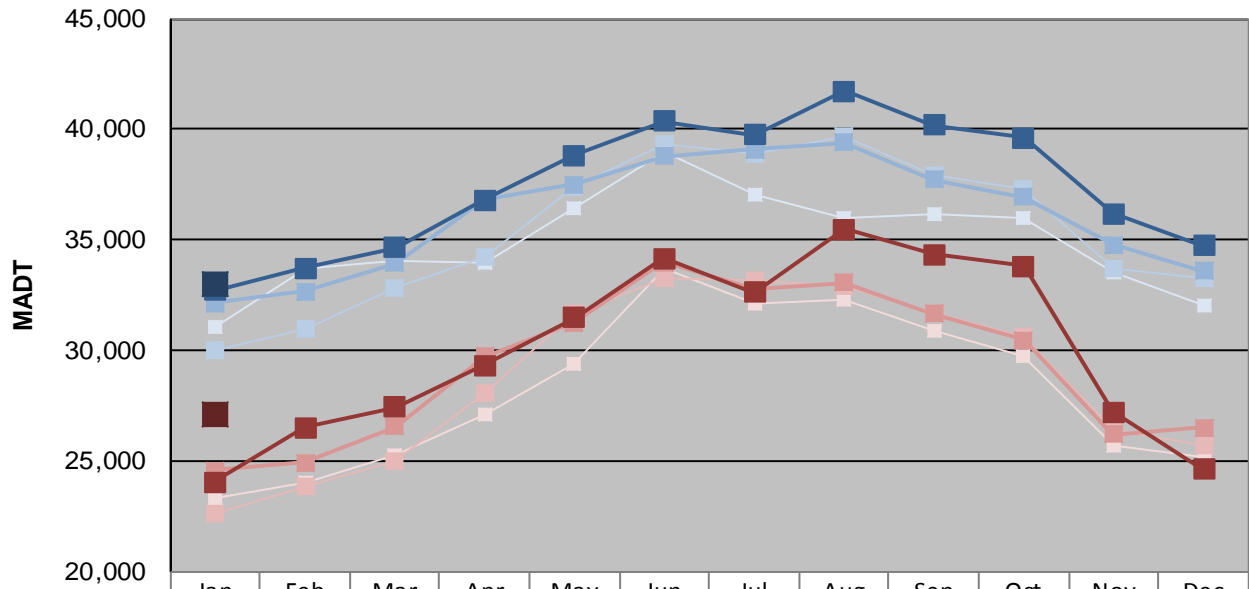
MONTHLY REPORT, STATION NO. 352 (ATR)

JANUARY 2017

Station Measurement: VOLUME/SPEED/CLASS		
Route: TH 10	Route Direction: E/W	Lanes: 4
County: Anoka		Closest City: Ramsey
Functional Class: Urban Principal Arterial - Other Freeways or Expressways		
Location: SE OF MSAS112 (153RD AVE NW) IN RAMSEY		
Ref Post: 218+00.450	True Mile: 220.364	Sequence No. 6790
Volume: 962,380		MADT: 31,045
Weekday (M-F) MADT: 33,004		Weekend (Sa-Su) MADT: 27,120



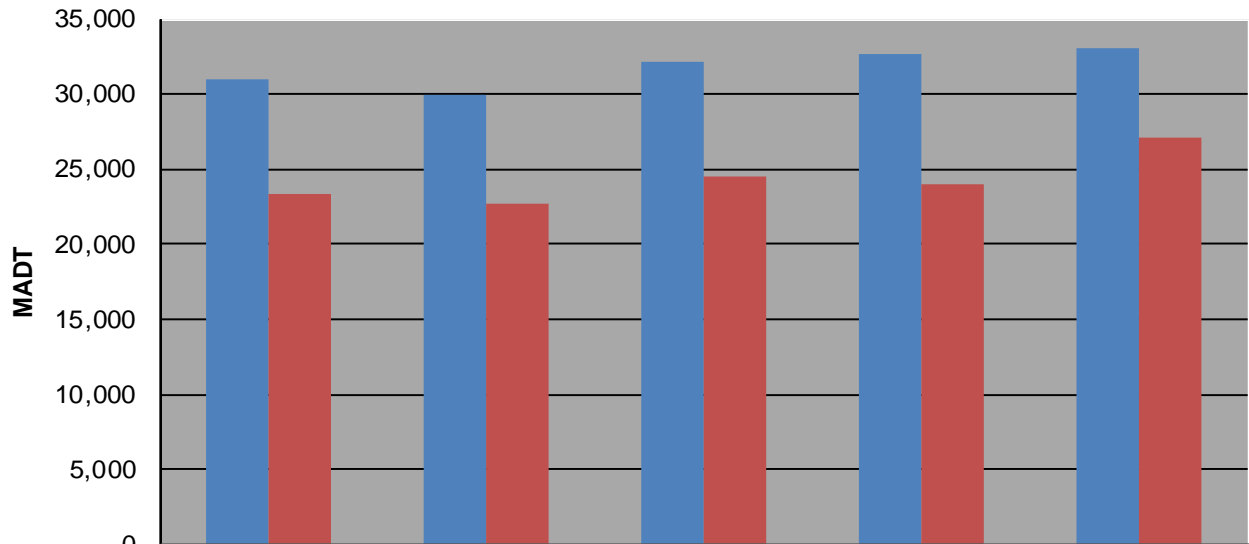
Weekday (WD)/Weekend (WE) Monthly Average Daily Traffic



	Jan	Feb	Mar	Apr	May	Jun	Jul	Aug	Sep	Oct	Nov	Dec
'13 WD	31,056	33,672	34,030	33,972	36,462	38,986	37,004	35,980	36,200	36,012	33,572	32,070
'13 WE	23,336	24,004	25,252	27,078	29,430	33,692	32,114	32,304	30,886	29,742	25,718	25,204
'14 WD	29,968	30,964	32,830	34,268	37,432	39,316	38,898	39,690	37,886	37,346	33,724	33,292
'14 WE	22,662	23,812	25,012	28,036	31,666	33,272	33,138	32,896	31,708	30,640	26,368	25,720
'15 WD	32,132	32,654	33,952	36,804	37,516	38,788	39,088	39,398	37,714	36,916	34,798	33,604
'15 WE	24,568	24,910	26,570	29,720	31,254	34,008	32,754	33,050	31,678	30,474	26,198	26,492
'16 WD	32,724	33,724	34,644	36,808	38,828	40,366	39,772	41,714	40,184	39,634	36,186	34,746
'16 WE	24,044	26,524	27,426	29,316	31,490	34,170	32,624	35,494	34,346	33,824	27,216	24,606
'17 WD	33,004											
'17 WE	27,120											

Note: 'Weekday' defined as Monday-Friday, 'Weekend' defined as Saturday-Sunday

Weekday/Weekend Monthly Average Daily Traffic ('13-'17)



Weekday	31,056	29,968	32,132	32,724	33,004
Weekend	23,336	22,662	24,568	24,044	27,120